

DICHTOMATIK

Hydraulic seals





DICHTOMATIK

Hydraulic seals

Albert-Schweitzer-Ring 1
D-22045 Hamburg
P.O. Box 70 04 80
D-22004 Hamburg
Phone +49/40/66 98 90
Fax +49/40/66 98 91 01
mail@dichtomatik.de
www.dichtomatik.de



DIN EN ISO 9001:2000

Contents

Dichtomatik	3
Installation housing	5
Installation	9
Introduction to the descriptions	12
Materials	14
Profile overview in total	18
Piston seals Individual descriptions	from 25
Rod seals Individual descriptions	from 99
Wipers Individual descriptions	from 193
Selection table Piston guide rings	from 246
Selection table Rod guide rings	from 252
Guide elements Individual descriptions	from 260
Dichtomatik Quickfinder	from 287
Hydraulic application requirement list	439
Dichtomatik worldwide	441

Dichtomatik

Any seal. Any time.

Tells you all about Dichtomatik in four words. We specialise in providing technical solutions for all sealing applications and are dedicated to supplying our customers with their exact seal requirements from our extensive range of over 55,000 different seal types available from stock.

This comprehensive range is continuously being extended as we develop customer specific seal solutions for the most demanding applications from our range of over 115,000 seal types available to order. Between placing an order and the seal arriving with you, ready for installation, lies a streamlined system supported organisation guaranteeing complete customer service. Our central warehouse in Hamburg has 12 fully automated high bay storage systems covering an area of 6,000 square metres dedicated to servicing our customers' requirements. In addition, our network of regional offices carry in depth stocks to meet the demands of the local market. As a result, up to 7,500 items are despatched each working day in Europe alone.

Dichtomatik is always striving for continuous improvement in its internal procedures and customer services. We offer complete customer service with regard to speed, flexibility and technical information and are always able to offer support as your reliable partner in the technical seals industry.

www.dichtomatik.de

Dichtomatik's internet pages allow a virtual look into our warehouse. You can check the availability of standard seals as well as technical information, including materials descriptions and installation suggestions at www.dichtomatik.de.

Using your individual password, available on request, you can also check prices, make enquiries and place orders around the clock.



Introduction

In order for you to get the best out of our hydraulic seal programme, please read the following short introduction.

In the chapters

Piston seals

Rod seals

Wipers

Guide elements

you will find detail descriptions of all the special features of the individual seal types and the available seal dimensions to suit commercially available installation housings. All dimensions marked in red are available from stock. For all other dimensions, please check the availability on our homepage www.dichtomatik.de.

As a very useful follow-up to the chapters, you can also find a so-called **Quickfinder** in which different seals and alternative solutions can be selected according to the installation housing dimensions required.

The following order of dimensions apply in the Quickfinder as well as in the seal profile set of dimensions:

Piston seals/piston guide rings

Outer diameter

(cylinder liner diameter)

x

Inner diameter

(groove base of the installation housing)

x

Installation housing height

Rod seals/ Rod guide rings/ wipers

Inner diameter (rod diameter)

x

outer diameter

(groove base of the installation housing)

x

installation housing height

Please also refer to the chapters Installation housings and Installation, as the lifetime of a seal is dependent on accurate design of the installation housing and professional installation.

In the Materials section, you will find descriptions of the most common materials and material combinations to enable you to select the most suitable material for your application. In addition to the Dichtomatik standard compounds for each specific seal design we can offer alternative materials to suit your requirement.

Last but not least, you can decipher all the characteristics of each seal under the heading Description and put together an individual order code.

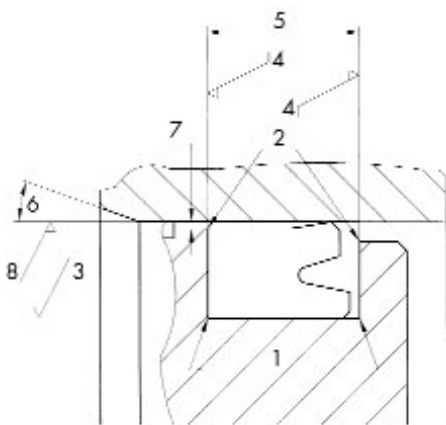


Installation housing

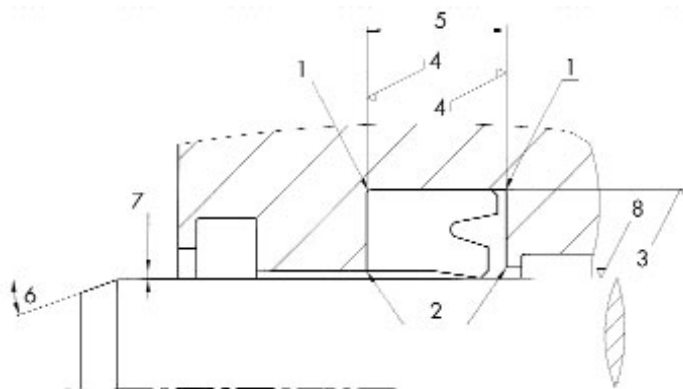
The parameters for installation housings such as dimensions, tolerances, surface finish, radius or chamfers are specified by the original cylinder manufacturer. Before replacing a seal the installation housing must be inspected for any wear and tear caused during operation in excess of the manufacturer's service recommendation and refurbished accordingly, with particular care being applicable to the required surface finishes.

Any refinishing of the rod can lead to an increased gap dimension and thereby the possibility of gap extrusion. To compensate for this a back up ring can be used on the opposite side to the direction of the pressure.

The following basic rules apply to the design of all installation housings:
rounded edges in the groove base (1)
ensure the correct fit of the hydraulic seals and radiused groove edges (2)
ensure that the risk of the seal moving into the metallic gap is minimised.



The appropriate surface finish of the groove base (3) and groove sides (4), correct tolerances for the groove width (5), the installation chamfer (6) and the optimum dimensions of the sealing gap on the side facing away from the pressure (7), as well as the correct surface finishes of the counter surface (8) are essential factors for the optimal lifetime and good sealing function of seals.



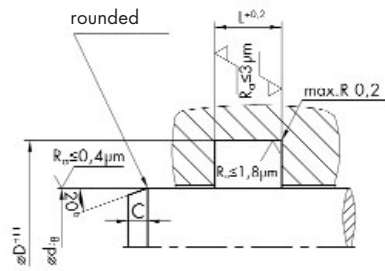
The above basic rules should always be adhered to for trouble-free operation in service. As most seals are unable to function without sufficient guidance, the piston and rod must be provided with adequate guidance elements to ensure the functioning security of seals in operation

On the following pages, you will find examples for the application of our designs in predetermined installation housings.

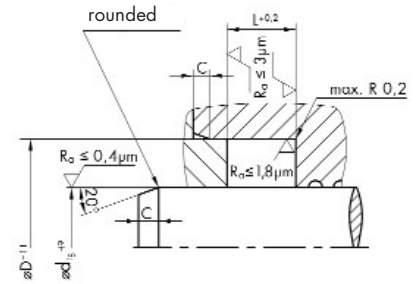
Examples of applications in predetermined installation housings

**U-rings
Designs N, NA, NI**

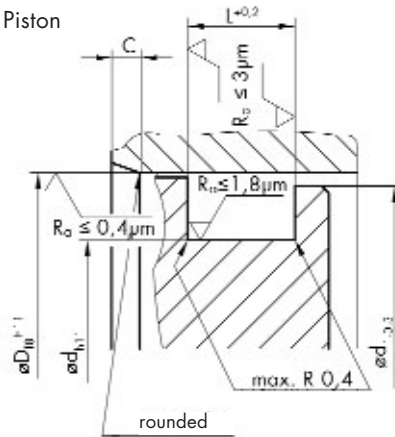
Rod $d > 25\text{mm}$



Rod $d < 25\text{mm}$

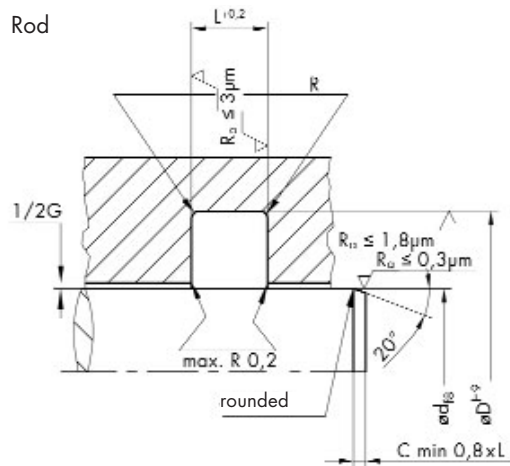


Piston

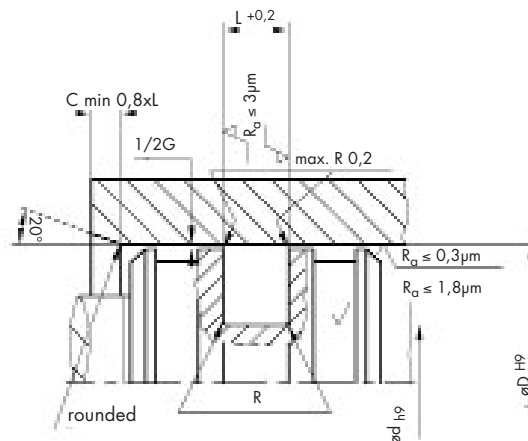


Designs POR, PUOR

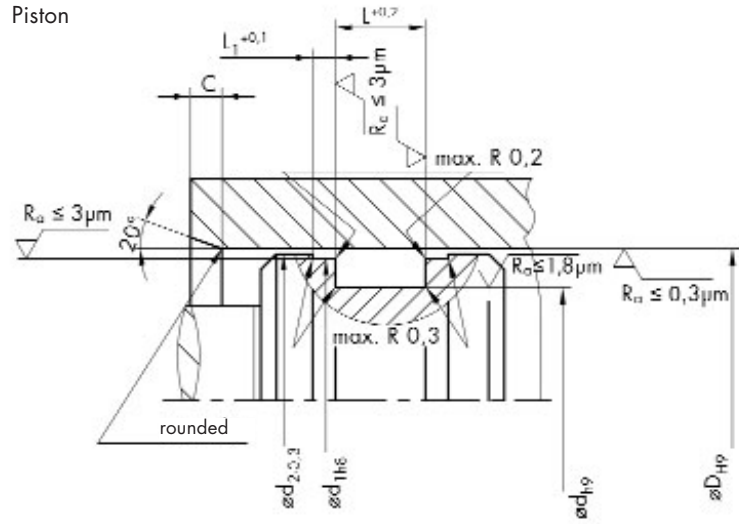
Rod



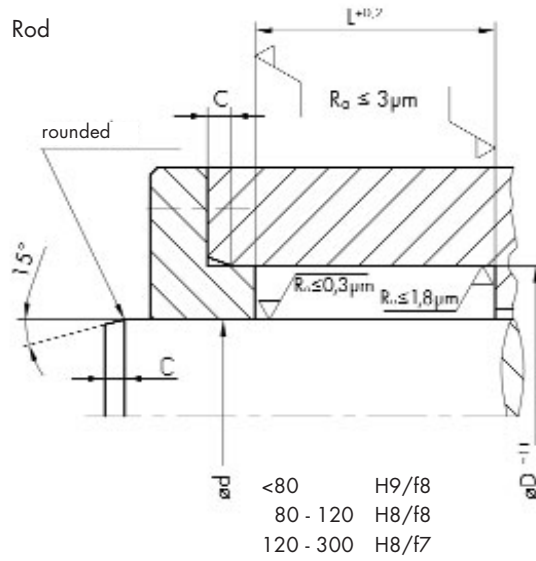
Piston



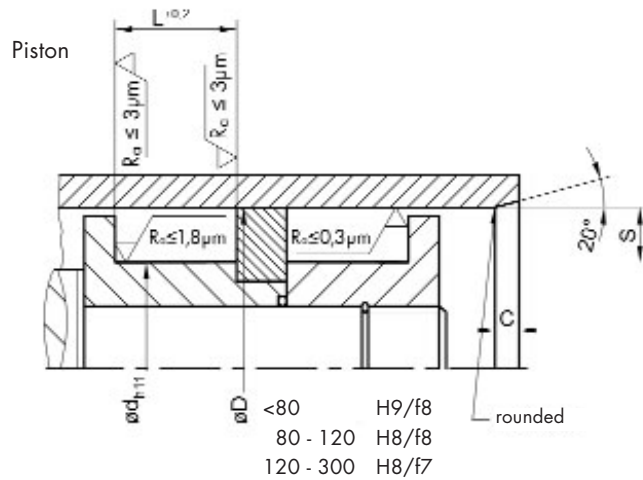
**Compact seal
Design K**



**V-packing sets
Designs KDS 01, SDS 01**



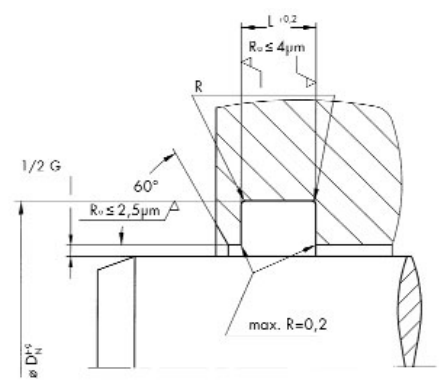
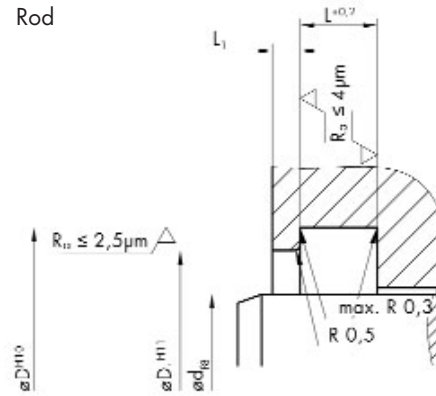
Profile width	B	6	7.5-10	12.5-15 (mm)
Installation chamfer	C	3	5	7.5



Profile width	B	6	7.5-10	12.5-15 (mm)
Installation chamfer	C	3	5	7.5

**Wipers
Designs AE, AD**

Rod



The radius R in the wiper designs AE 40 and AE 42 is dependant on the height of the wiper, as follows:

H (mm)	≤12	16	18
R (mm)	1	1.5	3

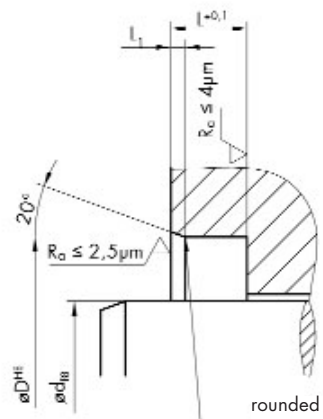
For the wiper designs AE 41, AE 47, AD 48 and AD 51 the radius is always R= 0.5 irrespective of the wiper height.

For wipers with small diameters, axially accessible installation housings are required. With larger diameters, cut housing grooves can be utilised, however subsequent recalibration of the wiper is recommended. The following table gives the dimension G and the radius R:

L	3.7	5	6	8.4	11	14
G	1.5	1.5	1.5	2.0	2.0	2.5
R	0.4	0.8	1.0	1.2	1.5	2.0

When using double wipers, depending on the associated seal arrangement, a leakage hole may be necessary, through which the retained oil is returned to the system.

**Wipers
Designs AM, ADM**

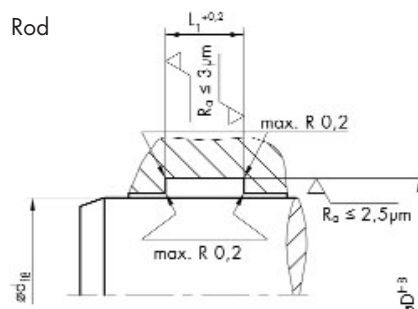


These wipers are easily installed in axially accessible housings provided the lead-in chamfer L is in accordance with the following table:

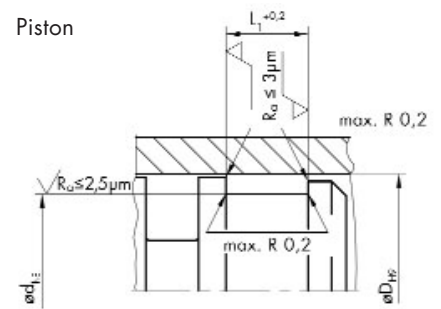
H (mm)	L ₁ (mm)
≤ 4.5	0.6
5	0.6
6	0.8
7	0.8
8	1
9	1
10	1.4
12	1.8
14	2
16	2.4

**Guiding elements
Designs FB, FRK, FRS**

Rod



Piston



General notes on installation

Although the materials for our hydraulic seals are particularly efficient and robust, it is nevertheless necessary to handle the seals with care to prevent mechanical damage particularly to the sealing lip which would inevitably cause leakage. In addition, prior to installation, all seals must be double checked for damage or ageing that could have occurred during transportation or storage.

To ensure safe installation of seals, please note the following:

1. For single acting seals, the seal must be installed with the prestressed side facing the direction of pressure.

2. Installation chamfers on the cylinder and on the rod are essential. The installation chamfer should be at an angle of 20°.

Recommended lengths C:

$$B = (D-d)/2$$

Profile widths B (mm)	Length of installation chamfers C (mm)
4	2
5	2.5
7.5	4
10	5
12.5	6.5
15	7.5
20	10
25	10

For the installation of wipers in axially accessible installation housings, the following installation chamfers (L) dependent on installation housing heights (H) are recommended to facilitate installation:

H (mm)	L ₁ (mm)
≤4.5	0.6
5	0.6
6	0.8
7	0.8
8	1
9	1
10	1.4
12	1.8
14	2
16	2.4

3. Edges must be deburred. Radii and chamfering must be in accordance with the installation guidelines.

4. Dust, dirt and swarf must be carefully removed.

5. Tips of screws and installation grooves for guide elements etc. should be covered using an installation cone to avoid the seal being pushed over gaps, bore holes or rough surfaces.

6. Cylinders, rods and seals must be greased or oiled before installation. However consideration must be given to compatibility with the medium.

7. Before installation seals should be heated in oil or hot water at approx. 80°C to aid expansion and facilitate fitting. With PTFE seals these can be more easily returned to their original shape and calibrated if they are first heated in oil or water to a temperature between 80°C and 120°C. When immersing seals in heated oil or water consideration should always be given to the temperature resistance of the seal material.

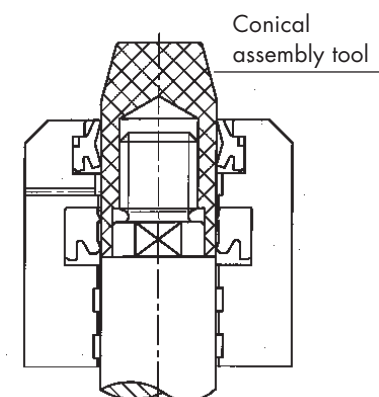
Using installation tools for u-rings in piston and rod applications

Expanding mandrel
(plastic e.g. POM)

Conical assembly tool
(plastic or metal)

5°

U-ring



8. All installation tools such as mandrels, cones etc. should be made of soft material (e.g. POM) and must not have any sharp edges.

9. With the installation of N and NI rod seals in closed grooves, the minimum diameter d_{min} is dependent on the profile width B:

$$B = (D-d)/2$$

B(mm)	4	5	6	7.5	10	12.5	15
d_{min}	25	30	40	50	80	100	120

Standard dimensions N and NA piston seals for sizes $d > 25\text{mm}$ can generally be installed with the use of a suitable installation tool in closed or semi-open installation housings.

Fabric reinforced piston seals and Vpacking sets can only be installed in axially accessible installation housings.

Particulars for PTFE material

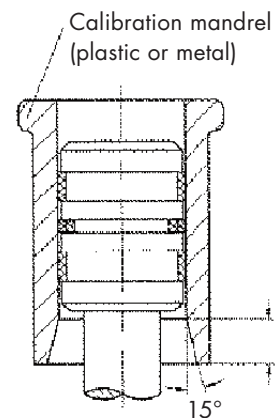
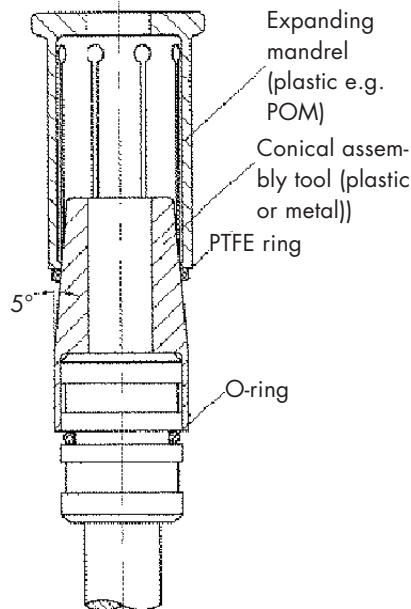
As PTFE has almost no elastic characteristics, PTFE seals with o-ring energising elements (SPOR 30, SPOR 31, KPOR 30, KPOR 31) must be particularly carefully installed and subsequently calibrated. With rod seals $d < 25\text{mm}$ we recommend installation in axially open installation housings. Please follow the installation guidelines below:

Installing piston seals in a closed groove

Insert O-ring flat in the groove (not twisted).

Slide the PTFE ring over a conical installation tool using an expanding mandrel until it snaps into the groove. The ring is expanded in the process.

Recalibration of the stretched PTFE ring is facilitated by the use of a calibration mandrel with an inner diameter matching the cylinder diameter.



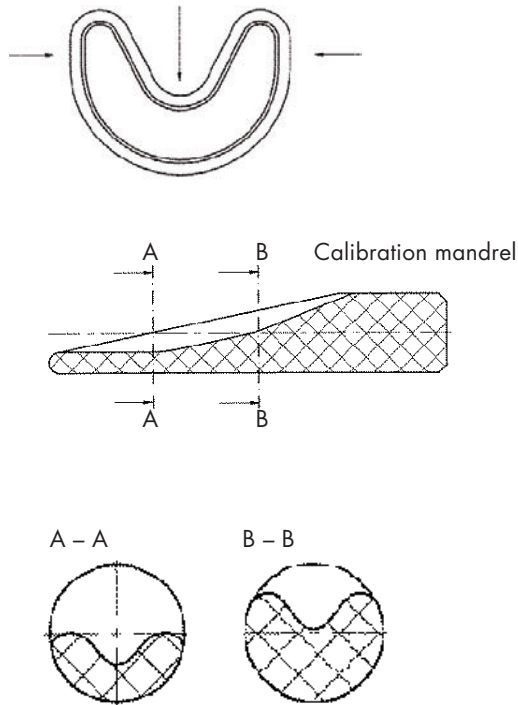
Installing rod seals in a closed groove

Insert the O-ring flat in the groove (not twisted).

Press the PTFE ring together in a kidney shape ensuring that no sharp bends are formed.

insert the compressed PTFE ring in the groove.

Calibrate using a mandrel.



Smallest nominal seal widths that can be installed in axially closed installation housings (mm)

Seal type	Series				
	000	001	002	003	004
KPOR 30	>14	>18	>25	>45	>80
KPOR 31	>14	>18	>25	>45	>75
KK 71	>10	>12	>15	>32	>70
KNA 44	>35	>50	>70	>100	>135
SPOR 30	>10	>12	>15	>32	>70
SPOR 31	>12	>15	>20	>38	>70
SNI 43	>32	>68	>105	>290	>450

Introduction to the descriptions

Descriptions of our hydraulic seals

"Time is money", particularly when applied to quick procurement of seals. With our clearly defined order code we aim to simplify the selection and ordering of our seals and to avoid errors in communication. In addition, a simple description structure forms the basis for quickly being able to find the suitable seals in our catalogues and on the Internet.

Order code

For an order deviating from the standard, please include the attributes of the seal in accordance with the following order code.

Piston seals:

Product group / Design /
Profile number / Specification /
øD Installation housing /
ød Installation housing /
L Height of installation housing /
Model / Material / Hardness /
Compound / Material code / Colour

Rod seals:

Product group / Design /
Profile number / Specification /
øD Installation housing /
ød Installation housing /
L Height of installation housing /
Model / Material / Hardness /
Compound / Material code / Colour

Product groups


In this catalogue you will find the product groups (BG)

K = piston seal
S = rod seal
A = wiper
F = guide elements

Designs

Within the product groups above, we differentiate according to the following designs (BF):

Product group	Design(BF)	Description
K; S	N	Symmetric u-ring
K	NA	Asymmetric u-ring with outer main sealing lip
S	NI	Asymmetric u-ring with inner main sealing lip
K	K	Compact piston seal
K; S	POR	PTFE seal with O-Ring energising element
K	PUOR	Polyurethane seal with O-Ring energising element
K; S	DS	V-Packing set
K; S	DR	V-Pack ring
A	E	Wiper without metal reinforcement / single-acting
A	M	Wiper with metal reinforcement (metal bonded fit / metal reinforcement)
A	D	Double wiper
A	DM	Double wiper with metal reinforcement (metal bonded fit / metal reinforcement)
F	B	Guide strips
F	RK	Piston guide ring
F	RS	Rod guide ring



Profile number

There is a Dichtomatik profile number for each design. You will find these in the profile overview or in the descriptions of the individual designs.

Specification

Product group	Design	Specification	Description
K;S	N; NA; NI; POR	E	suitable for one-sided pressure load
K	K; POR; PUOR	Z	suitable for two-sided pressure load
F	RK	EN	inner relieving grooves
F	RK; RS	30/45	diagonal cut
F	RK; RS	90	straight cut
F	RK; RS	ST	layered cut

Dimensions

Rod seals and piston seals, wipers and guide elements are always defined according to the installation housing dimensions. In practice, this means that you must always measure the installation housing and not the seal. With regard to the height, the L dimension (height of the installation housing) appears on all delivery papers. For your information we also give the H dimension (seal height) for all standard dimensions in our catalogues. Please note that for all u-rings, the installation housing must be larger than the seal height.

This is necessary to ensure an equal distribution of pressure and to activate the sealing function. For piston seals and piston guide rings, we always give the outer diameter (cylinder liner diameter) as the reference dimension; with rod seals / rod guide rings and wipers, always the inner diameter (rod diameter).

Examples:

KNA 28 50 x 40 x 8 (D x d x L)
SNI 30 40 x 50 x 9 (d x D x L)



Model

Product group	Design	Model	Description
K;S	DS	1/0; 2/1; 3/2	Referring to the combination of fabric and elastomer rings
K	N; NA; K	STA	Outer back-up ring
S	N; NI	STI	Inner back-up ring
K	N; NA; K	STFA	Back-up ring with integrated outer guide element
S	N; NI	STFI	Back-up ring with integrated inner guide element
K	NA	STFAH	Back-up ring with integrated outer guide element + retaining ring
K;S	N; NA; NI	ZL	second sealing lip
K;S	N; NI	ZLSTI	second sealing lip/inner back-up ring
K;S	N; NA	ZLSTA	second sealing lip/outer back-up ring

Materials

Dichtomatik uses elastomers, rubber/fabric materials, thermoplastic elastomers TPEs, thermoplastic and hard fabric materials as sealing materials for the hydraulic programme.

The elastomers are differentiated by the basic polymer used and defined according to DIN ISO 1629 and ASTM D 1418, e.g. NBR for acrylnitrile butadiene rubber and FKM for fluoro elastomer. The finished compounds are made by mixing the basic polymers with appropriate fillers, softeners, processing aids, vulcanisation agents, accelerators and other additives. This procedure enables us to achieve the required material characteristics and to offer standard materials with broad application areas as well as special compounds for highly specific hydraulic applications. The application of consistent compounds guarantees the constantly good material characteristics of a seal. The pressure resistance and extrusion strength of a seal are defined by the seal design, as well as the material and the hardness of the material.



Thermoplastics, rubber/fabric materials and hard fabric materials are very hard in comparison with elastomers (Shore D area) and display no or only little elastic characteristics. For this reason, we have dispensed with stating the hardness.

NBR – acrylnitrile butadiene elastomer

NBR is frequently used in the hydraulic field due to its good mechanical characteristics and resistance to mineral oil based lubricating oils and greases. These characteristics are essentially determined by the acrylnitrile content (ACN between 18% and 50%). A lower ACN content leads to good low temperature flexibility but limited resistance to oils and fuels; with an increase in the ACN content, the low temperature flexibility decreases and the oils and fuels resistance increases.




Dichtomatik's standard material for NBR exhibits an average ACN content in order to cover a wide application area with balanced characteristics. It displays good mechanical technological parameters, e.g. high abrasion resistance, low gas permeability and good resistance to mineral oil based lubricating oils and greases, hydraulic oils H, HL, HLP, highly non-flammable hydraulic fluids HFA, HFB, HFC, aliphatic hydrocarbons, silicone oils and greases, water up to approx. 80°C.

NBR is generally not resistant to aromatic and chlorinated hydrocarbons, fuels with a high aromatic content, polar solvents, glycol-based brake fluids and highly non-flammable hydraulic fluids HFD. It has a low resistance to ozone, weathering and ageing. In most hydraulic applications this has no effect because the hydraulic seals are installed internally in the hydraulic components.

TPU – thermoplastic polyurethane

TPU materials belong to the group of thermoplastic elastomers TPEs. The strength of the TPUs lies in the good combination of physical and chemical characteristics as well as ease of processing to provide economical technical solutions. TPUs are produced on thermoplastic injection moulding machines and have been established in the seal technology sector and in particular, hydraulic applications, for many years.

TPU materials stand out from the classic elastomers due to their distinctly higher mechanical strength. Other outstanding material characteristics are high abrasion, wear and extrusion resistance, high pressure load capacity, as well as a high tear and elongation at break resistance. TPU materials display good flexibility (also in the higher hardness areas) at temperatures between - 40°C and +100°C and very good ageing and ozone resistance. TPU materials are suitable for application in mineral oils and greases, hydraulic oils H, HL, HLP, silicone oils and greases, highly non-flammable hydraulic fluids HFA and HFB and water up to 50° as well as pure aliphatic hydrocarbons.



PTFE – Polytetrafluorethylene

PTFE is a fluorinated plastic. PTFE has numerous positive characteristics, which have become indispensable in seal technology. It distinguishes itself by its almost universal chemical resistance, its wide operational temperature range of -100°C to +250°C, an extremely low friction value which results in very good sliding characteristics, no stick-slip effect, particular rigidity and almost unlimited ozone, weathering and ageing resistance. PTFE is impervious to almost all known hydraulic media, lubricants, chemicals and solvents.

Only elementary fluorine and alkaline metals attack it at high temperatures and pressures. Pure PTFE contains no extractable substances which could wander and negatively affect adjacent materials. It is, therefore, physiologically harmless and particularly suitable for food and beverage applications, pharmaceuticals and medical application areas. PTFE is non-flammable and so does not constitute an additional hazard in case of fire.

PTFE is not or only slightly elastic. For this reason, PTFE seal elements are activated by elastic energising elements in the form of o-rings or stainless steel springs. Pure PTFE is not totally without disadvantages as it has a tendency to cold flow or crawl under pressure load. These weaknesses are counteracted by the use of seal compounds mixed with fillers. Compounds filled with bronze for example, give PTFE the ability to adapt to most application conditions.

HG – hard fabric materials

HG hard fabric materials are produced from various fabric/resin combinations, such as synthetic fibre fabric + phenolic resin, cotton fabric + phenolic resin or polyester fabric + polyester resin. HG materials are selected for application areas in hydraulics with high loads and shear forces. With the selection of the optimal material combinations (fabric/resin) a long product life, high restoring force, low friction (dry-running characteristics exist) and very high contact pressure (load capacity) can be achieved. Dichtomatik's standard material displays no moisture expansion in water; or measurable absorption of water.

NBR F – rubber fabric materials

Cotton or synthetic fibre fabric can be used as the basis for rubber fabric materials. The standard material for hydraulic seals at Dichtomatik is cotton fabric. In addition to the standard material, a whole range of other fabric types and almost all elastomers for impregnation are available. For the production of hydraulic seals, the fabric is impregnated with an NBR elastomer solvent. Subsequently, appropriate dimensions are cut out of the impregnated cloth and rolled for further processing and then vulcanised in a vulcanisation press, under the influence of temperature and time, to produce hydraulic seals. Hydraulic seals are either produced totally of rubber fabric material or segments of the elastomer part are reinforced with fabric, e.g. the running surface or the side facing away from the pressure, to achieve better protection from gap extrusion. The so called multi component seal can be produced by vulcanising pure elastomer onto the seal.

The advantages of impregnated rubber fabric hydraulic seals are varied. They have high wear resistance, very good friction and sliding characteristics (due to the lubricant stored in the fabric lubricant pockets), good low temperature resistance and high pressure load and extrusion resistance. In addition rubber fabric hydraulic seals are inherently very dimensionally stable and have a low moisture expansion tendency in hydraulic media. Due to their robust design and material combinations they are particularly well suited for rough application conditions, such as in mobile hydraulics or other heavy duty applications.

Overview of materials

Product group	Design	Mat.	Dichtomatik standard compounds	Alternative compounds
K; S	N	TPU NBR NBR F	TPU 95 3401 NBR 80 3002, NBR 90 3006 NBR F 80 3001	FKM 80 3002, FKM 90 3003, TPU 95 7001 NBR 85 7001, FKM 85 7001
K	NA	TPU NBR NBR F PTFE	TPU 95 3401 NBR 90 3006, NBR 80 3002 NBR F 80 3001 PTFE 00 9808	FKM 80 3002, TPU 95 7001, NBR 85 7001 FKM 85 7001 PTFE 00 9805, PTFE 00 9807, PTFE 00 9803, PTFE 00 9810, PTFE 00 9804, PTFE 00 9813, PE 00 9801
S	NI	TPU NBR NBR F PTFE	TPU 95 3401, TPU 95 3001 NBR 90 3006, NBR 80 3002 NBR F 80 3001 PTFE 00 9808	FKM 90 3003, TPU 95 7001, NBR 85 7001 FKM 85 7001 PTFE 00 9805, PTFE 00 9807, PTFE 00 9803, PTFE 00 9810, PTFE 00 9804, PTFE 00 9813, PE 00 9801
K	K	NBR NBR F PTFE	NBR 80 3002, NBR 80 2901 NBR F 90 3005, NBR F 80 2901 PTFE 00 3001	FKM 80 3002, FKM 90 3003, TPU 95 7001, NBR 85 7001, FKM 85 7001
K; S	POR	PTFE	PTFE 00 9807	PTFE 00 9803, PTFE 00 9822, PTFE 00 9809, PTFE 00 9805, PTFE 00 9804, PTFE 00 9813, PE 00 9801, TPU 00 9801
K	PUOR	TPU	TPU 95 3001	TPU 95 7001
K; S	DS; DR	NBR NBR F	NBR 90 3006 NBR F 90 3005	FKM 85 7001
A	E	TPU NBR PTFE	TPU 90 3001, TPU 95 3401 NBR 90 3006 PTFE 00 9807	FKM 90 3003, TPU 95 7001, NBR 85 7001, FKM 85 7001 PTFE 00 9803, PTFE 00 9822, PTFE 00 9809, PTFE 00 9805, PTFE 00 9804, PTFE 00 9813, PE 00 9801, TPU 00 9801
A	M	NBR TPU	NBR 90 3402 TPU 95 3401	FKM 90 3003
A	D	TPU NBR PTFE	TPU 95 3401, TPU 90 3001 NBR 90 3006 PTFE 00 9807	FKM 90 3003, TPU 95 7001, NBR 85 7001, FKM 85 7001 PTFE 00 9803, PTFE 00 9822, PTFE 00 9809, PTFE 00 9805, PTFE 00 9804, PTFE 00 9813, PE 00 9801, TPU 00 9801
A	DM	TPU	TPU 95 3401	NBR 90 3402
F	B	PTFE HG	PTFE 00 9853 HG 00 0301	PTFE 00 9803, PTFE 00 9822, PTFE 00 9809, PTFE 00 9805, PTFE 00 9813, HG 00 0302 HG 00 0303, HG 00 0304, HG 00 0305
F	RK	PTFE HG	PTFE 00 9853 HG 00 0301	PTFE 00 9803, PTFE 00 9822, PTFE 00 9809, PTFE 00 9805, PTFE 00 9813, POM 00 3003, HG 00 0302, HG 00 0303, HG 00 0304
F	RS	PTFE HG POM	PTFE 00 9853 HG 00 0301 POM 00 3003	PTFE 00 9803, PTFE 00 9822, PTFE 00 9809, PTFE 00 9805, PTFE 00 9813 HG 00 0302, HG 00 0303, HG 00 0304

Alternative compounds	Processing	Colour	Description
FKM 80 3002	moulded		
FKM 90 3003	moulded		
TPU 95 7001	lathed	red	
NBR 85 7001	lathed	black	
FKM 85 7001	lathed	brown	
PTFE 00 9801	lathed	white	Glass fibre
PTFE 00 9802	lathed	light brown	Bronze dust
PTFE 00 9803	lathed	white	PTFE-virginal
PTFE 00 9807	lathed	light green	PTFE-Bronze
PTFE 00 9810	lathed	dark grey	Carbon fibre
PTFE 00 9822	lathed	light green	PTFE-Bronze (higher Bronze content)
PTFE 00 9808	lathed	black	PTFE-carbon graphite
PTFE 00 9809	lathed	black	PTFE-carbon graphite (higher Carbon content)
PTFE 00 9805	lathed	light blue	PTFE-virginal-modified
PTFE 00 9804	lathed	beige	PTFE-Ekonol
PTFE 00 9813	lathed	grey	PTFE-glass fibre-MoS2
PTFE 00 9814	lathed	dark grey	Carbon fibre
PTFE 00 9816	lathed	dark grey	Bronze-MoS2
TPU 00 9801	lathed	yellow	Polyurethane Shore 72D/99A
PE 00 9801	lathed	white	UHMW-PE, GUR
HG 00 0301	impregnated, wound, lathed		Phenolic resin + synthetic fibre fabric / PTFE
HG 00 0302	impregnated, wound, lathed		Polyester resin + Polyester fabric
HG 00 0303	impregnated, wound, lathed		Phenolic resin + cotton fabric
HG 00 0304	impregnated, wound, lathed		Phenolic resin + finest cotton fabric
HG 00 0305	impregnated, wound, lathed		Polyester resin + Polyester fabric (high flexibility)

Material code

The seal profiles

KPOR 30, KPOR 31, SPOR 30, SPOR 31 und KPUOR 70

are energised with an o-ring. Unless otherwise specified an NBR o-ring is always delivered as standard. For non-standard requirements, please include the following code numbers in your order:

FKM 1030
EPDM 1070
VMQ 1080

For the seal profiles

KNA 44 und SNI 43

stainless steel springs are standard. Should you require springs made of Elgiloy® please include the following code number in your order:

Elgiloy® 1081

Order code

For an order deviating from the standard, please include the order data according to the following order code:

Product group / Design /
Profile number / Specification /
øD Installation housing / ød Installation housing / L height of installation housing / Model / Material / Hardness / Compound / Material code / colour

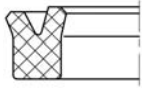
Examples for the order code

Product group	Design	Profil no.	Specif.	D	d	L	Model	Material	Hardness	Compound	Material code	Colour
K	N	25	E	50	40	8		TPU	95	3401		
K	NA	16	E	40	26	9.4	STFAH	NBR	80	3002		
K	K	03	Z	200	170	35.4	STFA	NBR	80	3002		
K	PUOR	70	Z	80	69	4.2		TPU	95	3001	1030	
S	NI	73	E	50	65	10	ZLSTI	TPU	95	3401		
S	DS	01	E	30	42	11.7	1/0	NBR F	90	3005		
A	D	60		20	26.8	5		PTFE	00	9807	1070	
F	RK	01		18	13	5.6	30	PTFE	00	9853		
F	RS	05		45	50	15	45	HG	00	0301		
K	NA	44	E	95	85.6	7.1		PTFE	00	9803	1081	white



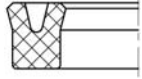
Overview

Piston seals

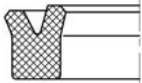


Description	Product group	Design	Profile no.	Speci- fication	Model	Mat.	Hard. Sh-A	Com- pound	max. speed m/s	max. pressure MPa(bar)	Temp.- range °C	Page
-------------	---------------	--------	-------------	--------------------	-------	------	---------------	---------------	----------------------	------------------------------	-----------------------	------

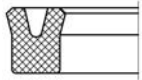
KNA 28	K	NA	28	E		TPU	95	3401	0.5	40(400)	-40/+100	26
---------------	---	----	----	---	--	-----	----	------	-----	---------	----------	----



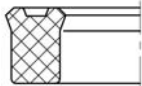
KN 25	K	N	25	E		TPU	95	3401	0.5	30(300)	-40/+100	26
--------------	---	---	----	---	--	-----	----	------	-----	---------	----------	----



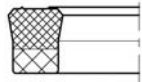
KNA 23	K	NA	23	E		NBR	90	3006	0.5	16(160)	-30/+100	48
---------------	---	----	----	---	--	-----	----	------	-----	---------	----------	----



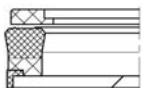
KN 21	K	N	21	E		NBR	90	3006	0.5	16(160)	-30/+100	48
--------------	---	---	----	---	--	-----	----	------	-----	---------	----------	----



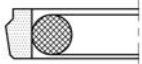
KN 36	K	N	36	E		TPU	95	3401	0.5	40(400)	-40/+100	64
--------------	---	---	----	---	--	-----	----	------	-----	---------	----------	----



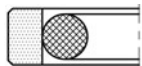
KN 05	K	N	05	E		NBR	80	3002	0.5	20(200)	-30/+100	70
--------------	---	---	----	---	--	-----	----	------	-----	---------	----------	----



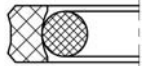
KNA 16	K	NA	16	E	STFAH	NBR	80	3002	0.5	50(500)	-30/+100	72
---------------	---	----	----	---	-------	-----	----	------	-----	---------	----------	----



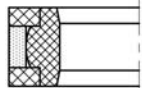
KPOR 31	K	POR	31	E		PTFE	00	9807	15	40(400)	-30/+100	74
----------------	---	-----	----	---	--	------	----	------	----	---------	----------	----



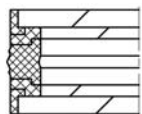
KPOR 30	K	POR	30	Z		PTFE	00	9807	15	40(400)	-30/+100	74
----------------	---	-----	----	---	--	------	----	------	----	---------	----------	----



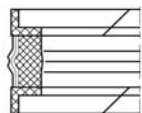
KPUOR 70	K	PUOR	70	Z		TPU	95	3001	0.5	25(250)	-30/+100	82
-----------------	---	------	----	---	--	-----	----	------	-----	---------	----------	----



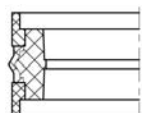
KK 71	K	K	71	Z	STA	PTFE	00	3001	1.5	40(400)	-30/+100	84
--------------	---	---	----	---	-----	------	----	------	-----	---------	----------	----



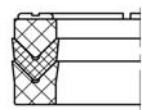
KK 03	K	K	03	Z	STFA	NBR	80	3002	0.5	40(400)	-30/+100	86
--------------	---	---	----	---	------	-----	----	------	-----	---------	----------	----



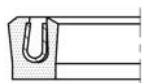
KK 22	K	K	22	Z	STFA	NBR F	90	3005	0.5	40(400)	-30/+100	90
--------------	---	---	----	---	------	-------	----	------	-----	---------	----------	----



KK 25	K	K	25	Z	STFA	NBR F	80	2901	0.5	70(700)	-30/+100	90
--------------	---	---	----	---	------	-------	----	------	-----	---------	----------	----



KDS 01	K	DS	01	E	1/0	NBR F	90	3005	0.5	40(400)	-30/+100	92
---------------	---	----	----	---	-----	-------	----	------	-----	---------	----------	----

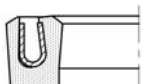
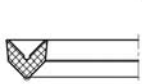
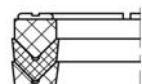
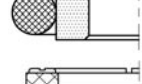
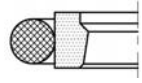
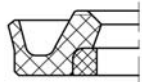
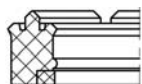
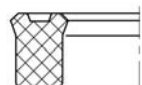
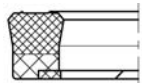
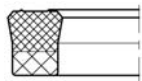
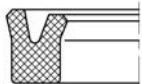
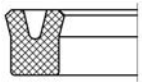
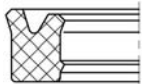
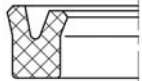
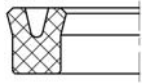


KNA 44	K	NA	44	E		PTFE	00	9808	15	35(350)	-150/+250	94
---------------	---	----	----	---	--	------	----	------	----	---------	-----------	----



Overview

Rod seals

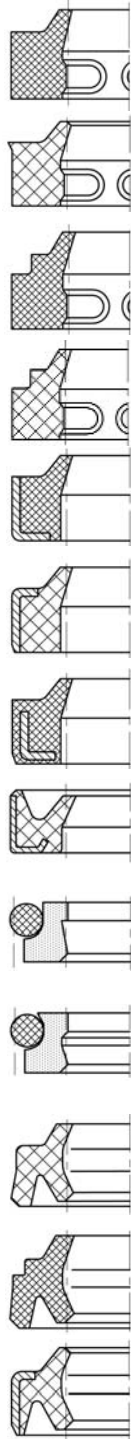


Description	Product group	Design no.	Profile no.	Specification	Model	Mat.	Hard. Sh-A	Compound	max. speed m/s	max. pressure MPa(bar)	Temp.-range °C	Page
SN 25	S	N	25	E		TPU	95	3401	0.5	30(300)	-40/+100	100
SNI 30	S	NI	30	E		TPU	95	3401	0.5	40(400)	-40/+100	100
SNI 39	S	NI	39	E	ZL	TPU	95	3401	0.5	40(400)	-40/+100	100
SN 21	S	N	21	E		NBR	90	3006	0.5	16(160)	-30/+100	134
SNI 24	S	NI	24	E		NBR	90	3006	0.5	16(160)	-30/+100	134
SN 05	S	N	05	E		NBR	80	3002	0.5	20(200)	-30/+100	148
SNI 07	S	NI	07	E	STI	NBR	80	3002	0.5	40(400)	-30/+100	148
SN 36	S	N	36	E		TPU	95	3401	0.5	40(400)	-40/+100	158
SNI 73	S	NI	73	E	ZLSTI	TPU	95	3401	0.5	40(400)	-40/+100	162
SNI 72	S	NI	72	E	STI	TPU	90	3001	0.5	40(400)	-30/+100	164
SPOR 31	S	POR	31	E		PTFE	00	9807	15	40(400)	-30/+100	166
SPOR 30	S	POR	30	Z		PTFE	00	9807	15	40(400)	-30/+100	166
SDS 01 3/2	S	DS	01	E	3/2	NBR F NBR	90 90	3005 3006	0.5	40(400)	-30/+100	174
SDS 01 1/0	S	DS	01	E	1/0	NBR F	90	3005	0.5	40(400)	-30/+100	178
SDR 01	S	DR	01	E		NBR NBR F	90 90	3006 3005	0.5 0.5	- -	-30/+100 -30/+100	184
SNI 43	S	NI	43	E		PTFE	00	9808	15	35(350)	-150/+250	188



Overview

Wipers



Description	Product group	Design	Profile no.	Speci- fication	Model	Mat.	Hard. Sh-A	Com- pound	max. speed m/s	max. pressure MPa(bar)	Temp.- range °C	Page
AE 40	A	E	40			NBR	90	3006	4		-40/+100	194
AE 42	A	E	42			TPU	90	3001	2		-40/+100	198
AE 41	A	E	41			NBR	90	3006	4		-40/+100	202
AE 47	A	E	47			TPU	90	3001	2		-40/+100	206
AM 43	A	M	43			NBR	90	3402	1		-40/+100	208
AM 44	A	M	44			TPU	95	3401	2		-40/+100	214
AM 45	A	M	45			NBR	90	3402	1		-40/+100	218
AM 54	A	M	54			TPU	95	3401	1		-40/+100	222
AD 60	A	D	60			PTFE	00	9807	15		-30/+100	226
AD 61	A	D	61			PTFE	00	9807	15		-30/+100	230
AD 48	A	D	48			TPU	95	3401	1		-40/+100	234
AD 51	A	D	51			NBR	90	3006	1		-40/+100	236
ADM 55	A	DM	55			TPU	95	3401	1		-40/+100	240



Overview

Guide elements

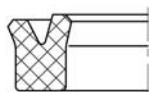


Description	Product group	Design no.	Profile no.	Specification	Model	Mat.	Hard. Sh-A	Compound	max. speed m/s	max. surface pressure N/mm ²	Temp.-range °C	Page
FB 01	F	B	01			PTFE	00	9853	15	15	-60/+200	260
FB 05	F	B	05			HG	00	0301	1	350	-50/+130	262
FRK 01	F	RK	01		30	PTFE	00	9853	15	15	-60/+200	264
FRK 05	F	RK	05		45	HG	00	0301	1	350	-50/+130	268
FRS 01	F	RS	01		30	PTFE	00	9853	15	15	-60/+200	272
FRS 05	F	RS	05		45	HG	00	0301	1	350	-50/+130	278
FRS 06	F	RS	06		EN	POM	00	3003	1	35	-30/+110	284

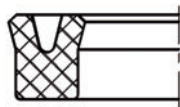
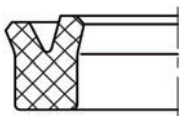


Overview

Piston seals



Description	Product group	Design no.	Profile no.	Specification	Model	Mat.	Hard. Sh-A	Compound	max. speed m/s	max. pressure MPa(bar)	Temp.-range °C	Page
KNA 28	K	NA	28	E		TPU	95	3401	0.5	40(400)	-40/+100	26
KN 25	K	N	25	E		TPU	95	3401	0.5	30(300)	-40/+100	26
KNA 23	K	NA	23	E		NBR	90	3006	0.5	16(160)	-30/+100	48
KN 21	K	N	21	E		NBR	90	3006	0.5	16(160)	-30/+100	48
KN 36	K	N	36	E		TPU	95	3401	0.5	40(400)	-40/+100	64
KN 05	K	N	05	E		NBR	80	3002	0.5	20(200)	-30/+100	70
KNA 16	K	NA	16	E	STFAH	NBR	80	3002	0.5	50(500)	-30/+100	72
KPOR 31	K	POR	31	E		PTFE	00	9807	15	40(400)	-30/+100	74
KPOR 30	K	POR	30	Z		PTFE	00	9807	15	40(400)	-30/+100	74
KPUOR 70	K	PUOR	70	Z		TPU	95	3001	0.5	25(250)	-30/+100	82
KK 71	K	K	71	Z	STA	PTFE	00	3001	1.5	40(400)	-30/+100	84
KK 03	K	K	03	Z	STFA	NBR	80	3002	0.5	40(400)	-30/+100	86
KK 22	K	K	22	Z	STFA	NBR F	90	3005	0.5	40(400)	-30/+100	90
KK 25	K	K	25	Z	STFA	NBR F	80	2901	0.5	70(700)	-30/+100	90
KDS 01	K	DS	01	E	1/0	NBR F	90	3005	0.5	40(400)	-30/+100	92
KNA 44	K	NA	44	E		PTFE	00	9808	15	35(350)	-150/+250	94



KNA 28/KN 25

Description

Product group	Piston seal
Design	NA asymmetrical u-ring with outer main sealing lip (28), N symmetrical u-ring (25)
Profile no.	28/25
Specification	E suitable for one-sided pressure load
Seal material	TPU 95 3401

Operational application limits

Pressure (MPa):	≤40 (KNA 28), ≤30 (KN 25)
Temperature (°C):	-40 to +100
Running speed (m/s):	≤0.5

Media

Hydraulic oils acc. to DIN 51524 Part 1 – 3, lubricating oils, mineral oil based lubricating greases, highly non-flammable hydraulic fluids HFA, HFB, HFC acc. to VDMA 24317

Function

The KNA 28 u-ring is a single-acting piston seal with an asymmetrical design. Due to the synergy of geometry and material, it is particularly well-suited for extreme loads. The KN 25 u-ring has a symmetrical design which allows it to be used both as a piston seal or a rod seal. Of the two designs the use of the KNA 28 is preferred for piston applications.

Installation

Both designs can be installed in cut grooves starting from an inner diameter of 25 mm. with the use of suitable installation tools. With smaller diameters or larger profile widths, we recommend axially accessible installation housings.

Remarks

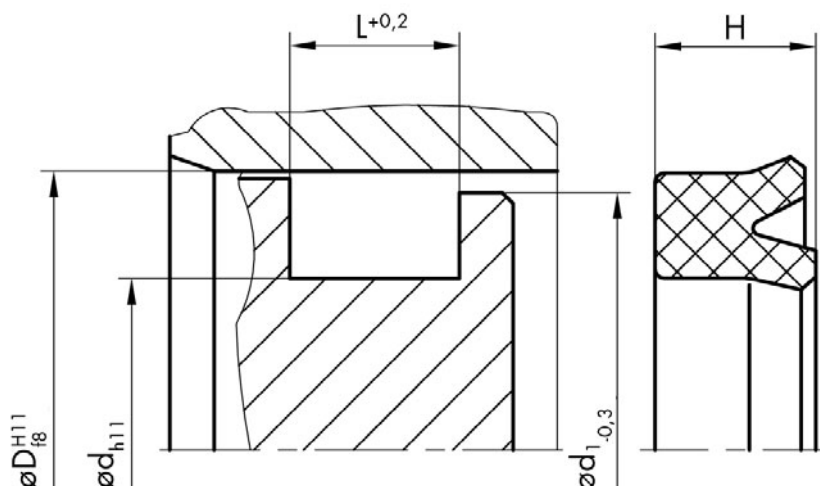
Seals made of TPU are very robust and are particularly well-suited for applications in mobile hydraulics, particularly earth moving equipment.

Order code

Please include our item numbers in your order. Should you require non-standard dimensions, materials or material combinations, please use the order code on page 12.

Any seal. Any time.

All the items in our standard programme (marked red) are standard stock items. For all other items, please check the availability at www.dichtomatik.de.

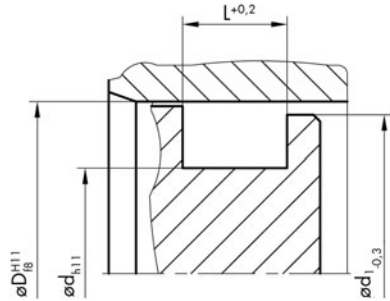


KNA 28/KN 25**Sizes**

Item No.	Code	D	d	L	H
168724	KN 25 E	10	4	5.5	4.5
173383	KN 25 E	10	6	4	3
69668	KN 25 E	11	6	8	7
22418	KNA 28 E	12	5	6	5.5
168731	KN 25 E	14	4	7	6
168733	KN 25 E	14	7	4.2	3.5
168734	KN 25 E	14	7	5	4
156844	KNA 28 E	14	8	6.3	5.7
168595	KNA 28 E	14	8	6.8	5.8
168736	KN 25 E	14	10	3.5	3
168737	KN 25 E	15	8	8	7
168738	KN 25 E	15	9	9	8
168740	KN 25 E	15	10	4.5	4
15762	KNA 28 E	16	6	9	8
168741	KN 25 E	16	10	5	4
73749	KNA 28 E	16	10	4.5	4
168743	KN 25 E	16	10	6	5
71125	KNA 28 E	16	10	6.5	6
168744	KN 25 E	16	10	6.5	6
15804	KNA 28 E	16	10	9	8
168746	KN 25 E	17	11	5	4
168747	KN 25 E	18	8	10	9
168748	KN 25 E	18	10	6	5.5
168749	KN 25 E	18	10	6	5
168750	KN 25 E	18	10	7	6
168752	KN 25 E	18	10	9	8
168753	KN 25 E	18	12	5	4
168756	KN 25 E	18	12	5.5	5
168760	KN 25 E	18	12	7	6
168763	KN 25 E	19	9	7	6
168771	KN 25 E	19.05	12.7	5.56	3.96
82801	KNA 28 E	20	8	8.5	7.5
168772	KN 25 E	20	10	6	5
168773	KN 25 E	20	10	7	6
65814	KNA 28 E	20	10	8.5	7.5
15763	KNA 28 E	20	10	9	8
168774	KN 25 E	20	10	9	8
73750	KNA 28 E	20	12	6	5.5
168775	KN 25 E	20	12	6	5
168777	KN 25 E	20	12	6.5	5.5
22420	KNA 28 E	20	12	7.5	7
168778	KN 25 E	20	12	8	7
168779	KN 25 E	20	12	9	8
168781	KN 25 E	20	13.5	5	4
168782	KN 25 E	20	14	5	4
168783	KN 25 E	20	14	5.3	4.8
168784	KN 25 E	20	14	6	5
168599	KNA 28 E	20	14	6	5.5
15805	KNA 28 E	20	14	6.5	5.5
168786	KN 25 E	20	14	7	6
168788	KN 25 E	20.5	11	7	6
168790	KN 25 E	20.5	11	7	6.5
168791	KN 25 E	22	8	9	8
168792	KN 25 E	22	10	7	6
168793	KN 25 E	22	10	9	8

KNA 28/KN 25

Sizes



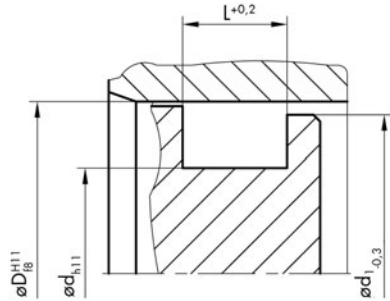
Item No.	Code	D	d	L	H
168794	KN 25 E	22	12	6	5
168796	KN 25 E	22	12	7	6
168797	KN 25 E	22	12	8	7
15761	KNA 28 E	22	12	9	8
168798	KN 25 E	22	12	9	8
168800	KN 25 E	22	14	4.5	4
168801	KN 25 E	22	14	5	4.5
168803	KN 25 E	22	14	6	5
168804	KN 25 E	22	14	7	6
168805	KN 25 E	22	14	9	8
168806	KN 25 E	22	14	12	11
168807	KN 25 E	22	15	5	4
168808	KN 25 E	22	15	8	7
168809	KN 25 E	22	16	4.5	4
168810	KN 25 E	22	16	5.5	5
168811	KN 25 E	24	12	7	6
168812	KN 25 E	24	12	9	8
168813	KN 25 E	24	12	10	9
168815	KN 25 E	24	12	11	10
168817	KN 25 E	24	14	7	6
168818	KN 25 E	24	14	9	8
168819	KN 25 E	24	16	6	5
168820	KN 25 E	24	16	10	9
168822	KN 25 E	24	16.5	11	10
168824	KN 25 E	24	18	9	8
168600	KNA 28 E	25	10	11	10
168828	KN 25 E	25	10	11	10
168829	KN 25 E	25	12	9	8
168830	KN 25 E	25	12	11	10
168831	KN 25 E	25	15	6	5
168832	KN 25 E	25	15	7	6
65819	KNA 28 E	25	15	8	7.3
15765	KNA 28 E	25	15	9	8
168833	KN 25 E	25	15	9	8
168834	KN 25 E	25	15	11	10
168835	KN 25 E	25	16	9	8
168837	KN 25 E	25	17	5	4
73751	KNA 28 E	25	17	6.3	5.5
168838	KN 25 E	25	17	9	8
168839	KN 25 E	25	17	11	10
15766	KNA 28 E	25	17	11	10
168840	KN 25 E	25	18	5.5	5
168841	KN 25 E	25	18	7	6
168843	KN 25 E	25	19	7	6
168844	KN 25 E	25.4	19.05	7.14	6.35
72767	KNA 28 E	25.4	19.05	7.14	6.35
168846	KN 25 E	26	14	9	8
168847	KN 25 E	26	16	6	5
168849	KN 25 E	26	16	7	6
168850	KN 25 E	26	16	9	8
168851	KN 25 E	26	16	11	10
168853	KN 25 E	26	18	4.5	4
168854	KN 25 E	26	18	6	5
168855	KN 25 E	26	18	7.5	6.5
168856	KN 25 E	26	18	9	8

KNA 28/KN 25
Sizes

Item No.	Code	D	d	L	H
168857	KN 25 E	26	18	9.5	8.5
168858	KN 25 E	26	20	5	4
168859	KN 25 E	27	12	8.5	7.5
168860	KN 25 E	27	15	7	6
168864	KN 25 E	27	19	6	5
168866	KN 25 E	27	20	7	6
168869	KN 25 E	28	14	11	10
168872	KN 25 E	28	15	9	8
168873	KN 25 E	28	15	11	10
168875	KN 25 E	28	16	7	6
168877	KN 25 E	28	16	11	10
168878	KN 25 E	28	18	9	8
168879	KN 25 E	28	20	5	4
168881	KN 25 E	28	20	6	5
168882	KN 25 E	28	20	7	6
168883	KN 25 E	28	20	9	8
168884	KN 25 E	28	22	5	4
168885	KN 25 E	28	22	9	8
159022	KNA 28 E	28.57	19.05	8.72	7.93
168887	KN 25 E	29	20	5.5	5
168889	KN 25 E	30	15	7	6
168890	KN 25 E	30	15	9	8
168892	KN 25 E	30	15	11	10
15795	KNA 28 E	30	15	11	10
168893	KN 25 E	30	18	9	8
168895	KN 25 E	30	18	11	10
168896	KN 25 E	30	20	7	6
15796	KNA 28 E	30	20	9	8
168897	KN 25 E	30	20	9	8
168898	KN 25 E	30	20	11	10
168899	KN 25 E	30	22	5	4
168901	KN 25 E	30	22	6	5
22670	KNA 28 E	30	22	7	6.5
168902	KN 25 E	30	22	7	6
168903	KN 25 E	30	22	7.5	7
168904	KN 25 E	30	22	11	10
168906	KN 25 E	31.75	25.4	6.35	4.76
168907	KN 25 E	32	10	11	10
168905	KN 25 E	32	16	9	8
168909	KN 25 E	32	17	11	10
168911	KN 25 E	32	18	8	7
168913	KN 25 E	32	20	6	5
168914	KN 25 E	32	20	7	6
168915	KN 25 E	32	20	8.5	7.5
168916	KN 25 E	32	20	9	8
168917	KN 25 E	32	22	6	5
124352	KNA 28 E	32	22	8	7.3
117410	KN 25 E	32	22	8	7
168602	KNA 28 E	32	22	9	8
168920	KN 25 E	32	22	9	8
15767	KNA 28 E	32	22	11	10
168921	KN 25 E	32	22	11	10
168923	KN 25 E	32	24	5	4
73753	KNA 28 E	32	24	6.3	5.5
65849	KNA 28 E	32	24	6.7	5.7

KNA 28/KN 25

Sizes



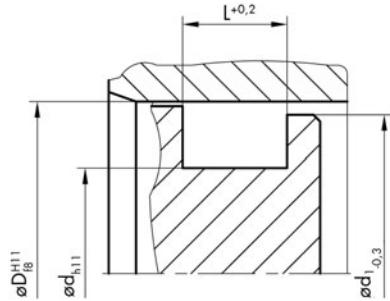
Item No.	Code	D	d	L	H
168924	KN 25 E	32	24	7.5	7
168926	KN 25 E	32	24	8	7.5
168927	KN 25 E	32	25	5	4
168603	KNA 28 E	32	26	6	5
76312	KNA 28 E	32	27	8	7
168928	KN 25 E	33	20	9	8
168929	KN 25 E	33	25	5	4
168930	KN 25 E	33	25	6	5
168931	KN 25 E	33	25	7.5	7
168932	KN 25 E	33	25	9	8
168933	KN 25 E	34	18	9	8
67801	KN 25 E	34	22	7	6
168936	KN 25 E	34	22	8	7
168605	KNA 28 E	34	22	9.4	8.7
71127	KNA 28 E	34	22	9.4	8.4
168607	KNA 28 E	34	22	10	9
127178	KN 25 E	34	25	8	7
110310	KN 25 E	34	27	8	7
168941	KN 25 E	34.92	25.4	8.72	7.93
168942	KN 25 E	35	17	11	10
168943	KN 25 E	35	18	9	8
168735	KN 25 E	35	20	9	8
168608	KNA 28 E	35	20	11	10
168946	KN 25 E	35	20	11	10
168947	KN 25 E	35	20	13	12
168948	KN 25 E	35	22	6	5
168949	KN 25 E	35	22	11	10
168950	KN 25 E	35	25	5.5	5
168951	KN 25 E	35	25	7	6
168952	KN 25 E	35	25	8	7
124356	KNA 28 E	35	25	8.3	7.3
168609	KNA 28 E	35	25	9	8
168953	KN 25 E	35	25	9	8
168954	KN 25 E	35	25	11	10
175217	KN 25 E	35	27	4.5	4
168610	KNA 28 E	35	27	11	10
168957	KN 25 E	35	28	5.5	5
72682	KN 25 E	35.5	22	11	10
168960	KN 25 E	35.5	28	6	5
168962	KN 25 E	36	20	9	8
150010	KN 25 E	36	20	11	10
168965	KN 25 E	36	27	7	6
168966	KN 25 E	36	28	5	4
168967	KN 25 E	36	28	6	5
168969	KN 25 E	36	28	7	6
168970	KN 25 E	36	28	7.5	6.5
168611	KNA 28 E	36.5	24	7	6.5
15809	KNA 28 E	37	21	13	12
168971	KN 25 E	37	21	13	12
168973	KN 25 E	37	25	8	7
168974	KN 25 E	37	30	6.8	5.8
168975	KN 25 E	37	30	7	6
168976	KN 25 E	38	25	10.5	9.5
168977	KN 25 E	38	25	11	10
168978	KN 25 E	38	26	9	8

KNA 28/KN 25**Sizes**

Item No.	Code	D	d	L	H
168980	KN 25 E	38	27	7	6
168981	KN 25 E	38	28	9	8
168982	KN 25 E	38	28	11	10
168984	KN 25 E	38	30	5	4
168985	KN 25 E	38	30	6	5
168986	KN 25 E	38	30	6.5	6
44982	KNA 28 E	38	30	7.5	6.5
168987	KN 25 E	38	30	8	7
168612	KNA 28 E	38	31	5.2	4.7
168988	KN 25 E	38.1	25.4	7.14	6.35
159023	KNA 28 E	38.1	28.57	7.14	6.35
171033	KN 25 E	38.1	28.57	8.72	7.93
159024	KNA 28 E	38.1	31.75	7.14	6.35
168993	KN 25 E	39	20	11	10.5
73204	KN 25 E	39	28	8.3	7.25
168994	KN 25 E	40	20	11	10
168997	KN 25 E	40	20	13	12
168998	KN 25 E	40	22	11	10
168999	KN 25 E	40	24	9	8
65861	KNA 28 E	40	25	10	9
15768	KNA 28 E	40	25	11	10
169000	KN 25 E	40	25	11	10
130050	KN 25 E	40	28	7	6
169013	KN 25 E	40	28	9	8
79885	KNA 28 E	40	28	11	10
169014	KN 25 E	40	28	11	10
169015	KN 25 E	40	30	5.5	5
169016	KN 25 E	40	30	6.5	5.5
169017	KN 25 E	40	30	7	6
168613	KNA 28 E	40	30	7.5	6.5
169018	KN 25 E	40	30	7.5	6.5
46934	KNA 28 E	40	30	8	7
169019	KN 25 E	40	30	8	7
169020	KN 25 E	40	30	9	8
15769	KNA 28 E	40	30	11	10
169021	KN 25 E	40	30	11	10
169022	KN 25 E	40	32	5	4
169023	KN 25 E	40	32	6	5
65864	KNA 28 E	40	32	6.3	5.7
169024	KN 25 E	40	32	6.5	5.5
169025	KN 25 E	40	32	7	6
169026	KN 25 E	40	32	8	7
168615	KNA 28 E	40	32	9	8
169027	KN 25 E	40	32	9	8
169028	KN 25 E	40	32	11	10
15811	KNA 28 E	40	33	9	8
124359	KNA 28 E	42	22	11	10
78225	KN 25 E	42	25	8	7
169031	KN 25 E	42	30	10	9
169032	KN 25 E	42	30	11	10
169033	KN 25 E	42	32	7	6
168625	KNA 28 E	42	32	11	10.5
169034	KN 25 E	42	32	11	10
168626	KNA 28 E	42	34.5	4.7	3.7
73164	KN 25 E	43	20	13	12

KNA 28/KN 25

Sizes



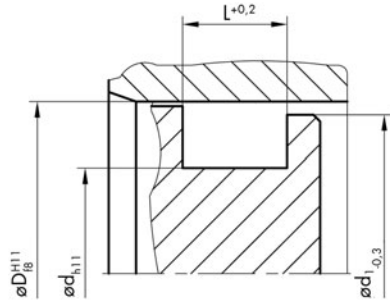
Item No.	Code	D	d	L	H
168627	KNA 28 E	43	25	10	9.5
169038	KN 25 E	43	28	11	10
65865	KNA 28 E	43	33	8	7.3
169039	KN 25 E	43	33	11	10
169040	KN 25 E	43	35	7	6
169041	KN 25 E	43	35	8	7
169042	KN 25 E	43	35	9	8
169043	KN 25 E	43.5	35.5	9	8
168628	KNA 28 E	44	20	12	11
169044	KN 25 E	44	28	9	8
169045	KN 25 E	44	36	5	4
169046	KN 25 E	44	36	6.5	5.7
72771	KNA 28 E	44.45	30.16	8.72	7.89
169047	KN 25 E	44.45	31.75	10.31	9.52
169049	KN 25 E	45	25	11	10
124362	KNA 28 E	45	25	13	12
168629	KNA 28 E	45	28.5	13	12
169050	KN 25 E	45	30	10	9
15813	KNA 28 E	45	30	11	10
169051	KN 25 E	45	30	11	10
169052	KN 25 E	45	32	11	10
169054	KN 25 E	45	34	8	7
169055	KN 25 E	45	34	10	9
169056	KN 25 E	45	35	7	6
65872	KNA 28 E	45	35	7	6
169057	KN 25 E	45	35	9	8
169058	KN 25 E	45	35	11	10
169059	KN 25 E	45	35.5	7	6
169060	KN 25 E	45	36	11	10
125501	KNA 28 E	45	37	10	9
169061	KN 25 E	45	38	5.5	5
169062	KN 25 E	45	38	7	6
169063	KN 25 E	45	38	9	8
169064	KN 25 E	46	28	11	10
169065	KN 25 E	46	30	11	10
169066	KN 25 E	46	36	8	7
169067	KN 25 E	46	36	11	10
169068	KN 25 E	46	38	7.5	6.5
169069	KN 25 E	47	26	13	12
169070	KN 25 E	47	32	11	10
169071	KN 25 E	47	35	11	10
169072	KN 25 E	47	39	7	6
169073	KN 25 E	47.62	38.1	8.72	7.93
78226	KN 25 E	48	32	8	7
169076	KN 25 E	48	35	11	10
169077	KN 25 E	48	40	6	5
169078	KN 25 E	48	40	9	8
169079	KN 25 E	48	40	12	11
169080	KN 25 E	50	30	11	10
15770	KNA 28 E	50	30	13	12
169081	KN 25 E	50	30	13	12
168630	KNA 28 E	50	32	11	10
169082	KN 25 E	50	32	11	10
169083	KN 25 E	50	32	13	12
169085	KN 25 E	50	34	15	14

KNA 28/KN 25**Sizes**

Item No.	Code	D	d	L	H
169086	KN 25 E	50	35	8	7
169088	KN 25 E	50	35	9	8
168631	KNA 28 E	50	35	9.5	9
15771	KNA 28 E	50	35	11	10
169089	KN 25 E	50	35	11	10
169091	KN 25 E	50	36	9	8
7553	KN 25 E	50	36	11	10
131095	KNA 28 E	50	36	11	10
169095	KN 25 E	50	38	7	6
169096	KN 25 E	50	38	10	9
169097	KN 25 E	50	38	11	10
168633	KNA 28 E	50	40	5.5	5
169098	KN 25 E	50	40	6	5
169099	KN 25 E	50	40	7	6
169100	KN 25 E	50	40	7.5	6.5
169102	KN 25 E	50	40	8	7.2
73755	KNA 28 E	50	40	8	7
169103	KN 25 E	50	40	8	7
169104	KN 25 E	50	40	9	8
133008	KN 25 E	50	40	10	9
15772	KNA 28 E	50	40	11	10
169107	KN 25 E	50	40	11	10
168635	KNA 28 E	50	42	6	5.5
15866	KNA 28 E	50	42	9	8
169108	KN 25 E	50	42	9	8
168636	KNA 28 E	50	42	11	10
159025	KNA 28 E	50.8	34.92	13.48	12.7
169109	KN 25 E	50.8	38.1	10.31	9.52
159026	KNA 28 E	50.8	38.1	10.31	9.52
168638	KNA 28 E	50.8	40.8	8	7.5
159027	KNA 28 E	50.8	41.27	5.38	4.76
159028	KNA 28 E	50.8	41.27	8.72	7.93
159029	KNA 28 E	50.8	41.27	10.31	9.52
117395	KN 25 E	51	36	11	10
169112	KN 25 E	52	32	11	10
169115	KN 25 E	52	42	7	6
169117	KN 25 E	52	42	10	9
168639	KNA 28 E	52	42	10.6	10
169118	KN 25 E	52	42	11	10
169119	KN 25 E	53	45	6.5	5.7
168641	KNA 28 E	53	45	9	8
169120	KN 25 E	53	45	9	8
169121	KN 25 E	53	45	13	12
65881	KNA 28 E	54	44	8	7.3
169122	KN 25 E	55	35	11	10
124200	KNA 28 E	55	35	13	12
169123	KN 25 E	55	35	13	12
169124	KN 25 E	55	38	11	10
168642	KNA 28 E	55	40	11	10
169125	KN 25 E	55	40	11	10
169126	KN 25 E	55	45	6	5
169127	KN 25 E	55	45	7	6
169128	KN 25 E	55	45	7.5	6.5
169129	KN 25 E	55	45	8	7
124364	KNA 28 E	55	45	8	7

KNA 28/KN 25

Sizes



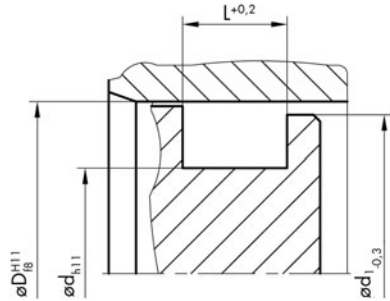
Item No.	Code	D	d	L	H
168644	KNA 28 E	55	45	11	10
169130	KN 25 E	55	45	11	10
169131	KN 25 E	55	45	12	11
169132	KN 25 E	55	45	13	12
168645	KNA 28 E	55	47	6.3	4.8
130051	KN 25 E	56	36	11	10
169136	KN 25 E	56	40	9	8
169137	KN 25 E	56	40	11	10
65888	KNA 28 E	56	45	8	7
169138	KN 25 E	56	45	8	7
65889	KNA 28 E	56	46	7	6
169140	KN 25 E	57	50	11	10
159030	KNA 28 E	57.15	44.45	10.31	9.52
169141	KN 25 E	57.15	44.45	10.31	9.52
169142	KN 25 E	57.15	47.62	10.31	9.52
159031	KNA 28 E	57.15	47.62	10.31	9.52
169143	KN 25 E	57.7	45	10.5	9.5
169144	KN 25 E	58	38	11	10
169145	KN 25 E	58	48	11	10
169146	KN 25 E	58	50	9	8
169147	KN 25 E	60	40	11	10
15797	KNA 28 E	60	40	13	12
169148	KN 25 E	60	40	13	12
169149	KN 25 E	60	40	14	13
168646	KNA 28 E	60	40	14.5	13.5
169150	KN 25 E	60	40	19	18
15798	KNA 28 E	60	45	11	10
169151	KN 25 E	60	45	11	10
169153	KN 25 E	60	48	10	9
168647	KNA 28 E	60	50	5.5	5
169154	KN 25 E	60	50	6	5
169155	KN 25 E	60	50	7	6
15817	KNA 28 E	60	50	8	7
169156	KN 25 E	60	50	8	7.2
65893	KNA 28 E	60	50	9	8
169158	KN 25 E	60	50	9	8
15799	KNA 28 E	60	50	11	10
169159	KN 25 E	60	50	11	10
169160	KN 25 E	60	50	12	11
169161	KN 25 E	60	50	13	12
169162	KN 25 E	60	50	14	13
168648	KNA 28 E	60	52	9	8
169163	KN 25 E	60.32	50.8	7.14	6.35
169164	KN 25 E	60.32	50.8	8.72	7.93
169165	KN 25 E	60.32	50.8	10.31	9.52
169167	KN 25 E	62	42	13	12
169168	KN 25 E	62	50	10	9
169169	KN 25 E	62	52	13	12
15775	KNA 28 E	63	43	13	12
168649	KNA 28 E	63	45	11	10
169170	KN 25 E	63	45	11	10
124201	KNA 28 E	63	45	13	12
169171	KN 25 E	63	45	13	12
65897	KNA 28 E	63	48	9.5	9
168650	KNA 28 E	63	48	11	10

KNA 28/KN 25
Sizes

Item No.	Code	D	d	L	H
169172	KN 25 E	63	48	11	10
65895	KNA 28 E	63	48	12.5	11.4
15776	KNA 28 E	63	48	13	12
169173	KN 25 E	63	50	7	6
169174	KN 25 E	63	50	9	8
169176	KN 25 E	63	50	10	9
169177	KN 25 E	63	50	11	10
169178	KN 25 E	63	53	6	5
65898	KNA 28 E	63	53	7	6
169179	KN 25 E	63	53	7.5	6.5
15819	KNA 28 E	63	53	8	7
169180	KN 25 E	63	53	11	10
133013	KN 25 E	63	53	13	12
15777	KNA 28 E	63	53	13	12
168652	KNA 28 E	63	53.6	8	7
65899	KNA 28 E	63	55	6.3	5.7
159032	KNA 28 E	63.5	41.27	13.48	12.7
159033	KNA 28 E	63.5	47.62	13.48	12.7
159034	KNA 28 E	63.5	50.8	7.14	6.35
159035	KNA 28 E	63.5	50.8	10.31	9.52
169183	KN 25 E	63.5	50.8	10.31	9.52
159036	KNA 28 E	63.5	53.97	7.14	6.35
159037	KNA 28 E	63.5	53.97	8.72	7.93
159038	KNA 28 E	63.5	53.97	10.31	9.52
85881	KN 25 E	64	48	13	12
169187	KN 25 E	65	40	11	10
169188	KN 25 E	65	40	13	12
76182	KN 25 E	65	40	20	18.7
169191	KN 25 E	65	45	11	10
168653	KNA 28 E	65	45	13	12
169192	KN 25 E	65	45	13	12
14527	KN 25 E	65	48	11	10
15803	KNA 28 E	65	50	11	10
169164	KN 25 E	65	50	11	10
168654	KNA 28 E	65	50	12.5	11.5
169203	KN 25 E	65	50	13	12
169204	KN 25 E	65	55	6	5
169205	KN 25 E	65	55	7	6
65901	KNA 28 E	65	55	8	7.3
169206	KN 25 E	65	55	11	10
168655	KNA 28 E	65	55	11	10
169207	KN 25 E	65	55	13	12
168656	KNA 28 E	65	55	14.5	13.5
149572	KN 25 E	66	56	6	5
169210	KN 25 E	66	56	7.5	6.7
65904	KNA 28 E	67	57	8	7.3
168657	KNA 28 E	68	48	11	10
169211	KN 25 E	68	48	11	10
169212	KN 25 E	68	60	9	8
73757	KNA 28 E	68	60	9	8
169213	KN 25 E	68	60	11	10
169214	KN 25 E	69.85	50.8	14.3	12.7
169215	KN 25 E	69.85	57.15	10.31	9.52
169216	KN 25 E	70	36	11	10
169218	KN 25 E	70	40	16	15

KNA 28/KN 25

Sizes



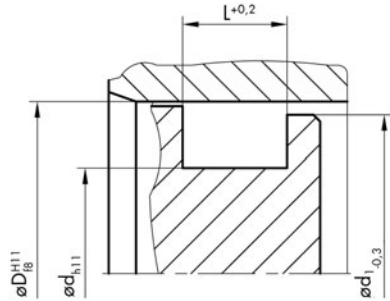
Item No.	Code	D	d	L	H
169220	KN 25 E	70	45	13	12
74275	KN 25 E	70	48	11	10
108747	KN 25 E	70	50	9	8
169225	KN 25 E	70	50	11	10
15800	KNA 28 E	70	50	13	12
169226	KN 25 E	70	50	13	12
168659	KNA 28 E	70	50	14.5	13.5
168660	KNA 28 E	70	50	16	15
169227	KN 25 E	70	50	19	18
68284	KN 25 E	70	55	9	8
168661	KNA 28 E	70	55	10.5	10
169230	KN 25 E	70	55	11	10
65907	KNA 28 E	70	55	11	10
15801	KNA 28 E	70	55	13	12
169231	KN 25 E	70	55	13	12
169233	KN 25 E	70	59	9	8
169234	KN 25 E	70	60	6	5
65908	KNA 28 E	70	60	7	6
169236	KN 25 E	70	60	7	6
168662	KNA 28 E	70	60	8	7.5
169237	KN 25 E	70	60	9	8
65909	KNA 28 E	70	60	9	8
169238	KN 25 E	70	60	11	10
15778	KNA 28 E	70	60	13	12
169239	KN 25 E	70	60	13	12
14732	KN 25 E	70	60	14	13
168663	KNA 28 E	70	60	14.5	13.5
168664	KNA 28 E	70	62	8.5	7.5
168665	KNA 28 E	70	62	9	8
169242	KN 25 E	71	56	11	10
65916	KNA 28 E	71	61	7	6
71716	KN 25 E	72	42	11	10
169245	KN 25 E	72	50	11	10
169246	KN 25 E	72	54	11	10
168666	KNA 28 E	72	58	13	12
169247	KN 25 E	73	63	6	5
169248	KN 25 E	74	50	16	15
77713	KN 25 E	74	58	14	13
169252	KN 25 E	75	40	11	10.5
169253	KN 25 E	75	50	9	8
169254	KN 25 E	75	50	13	12
168667	KNA 28 E	75	50	15	14
169255	KN 25 E	75	55	11	10
65919	KNA 28 E	75	55	13	12
169256	KN 25 E	75	55	13	12
168668	KNA 28 E	75	55	14.5	13.5
169257	KN 25 E	75	60	9	8
169258	KN 25 E	75	60	11	10
124202	KNA 28 E	75	60	13	12
169259	KN 25 E	75	60	13	12
169260	KN 25 E	75	63	10	9
169261	KN 25 E	75	63	11	10
169262	KN 25 E	75	63	13	12
168669	KNA 28 E	75	65	5.5	5
169263	KN 25 E	75	65	7	6

KNA 28/KN 25**Sizes**

Item No.	Code	D	d	L	H
168670	KNA 28 E	75	65	8	7.5
168671	KNA 28 E	75	65	11	10.5
169264	KN 25 E	75	65	11	10
169265	KN 25 E	75	65	13	12
168672	KNA 28 E	75	65	14.5	13.5
169267	KN 25 E	76	66	9	8
169268	KN 25 E	76.2	57.15	14.3	12.7
159039	KNA 28 E	76.2	60.32	13.48	12.7
159040	KNA 28 E	76.2	63.5	7.14	6.35
159041	KNA 28 E	76.2	63.5	10.31	9.52
169269	KN 25 E	76.2	63.5	10.31	9.52
159042	KNA 28 E	76.2	66.67	10.31	9.52
169270	KN 25 E	77	67	11	10
169271	KN 25 E	77	67	13	12
169272	KN 25 E	78	63	11	10
169273	KN 25 E	78	68	13	12
169274	KN 25 E	78	70	14.5	13.5
169275	KN 25 E	80	55	13	12
169276	KN 25 E	80	55	19	18
169277	KN 25 E	80	60	11	10
15779	KNA 28 E	80	60	13	12
169279	KN 25 E	80	60	13	12
168673	KNA 28 E	80	60	14.5	13.5
65926	KNA 28 E	80	60	16	14.5
169280	KN 25 E	80	60	19	18
169281	KN 25 E	80	63	10	9
169282	KN 25 E	80	63	11	10
169283	KN 25 E	80	64	9	8
169284	KN 25 E	80	65	11	10
169285	KN 25 E	80	65	12	11
65929	KNA 28 E	80	65	12.5	11.4
15780	KNA 28 E	80	65	13	12
169286	KN 25 E	80	65	13	12
14707	KN 25 E	80	66	11	10
169289	KN 25 E	80	70	6	5
169290	KN 25 E	80	70	7	6
65930	KNA 28 E	80	70	7.5	6.7
15829	KNA 28 E	80	70	8	7
169291	KN 25 E	80	70	8	7
169292	KN 25 E	80	70	9	8
65931	KNA 28 E	80	70	9	8
169293	KN 25 E	80	70	11	10
15781	KNA 28 E	80	70	13	12
169294	KN 25 E	80	70	13	12
15873	KNA 28 E	80	72	13	12
75394	KN 25 E	81	59	11	10
110382	KN 25 E	82	70	10.5	9.5
169299	KN 25 E	82	70	11	10
169300	KN 25 E	82.55	63.5	14.3	12.7
159043	KNA 28 E	82.55	66.67	13.48	12.7
159044	KNA 28 E	82.55	69.85	7.14	6.35
159045	KNA 28 E	82.55	69.85	10.31	9.52
159046	KNA 28 E	82.55	73.02	7.14	6.35
169301	KN 25 E	83	63	16	15
169302	KN 25 E	85	60	11	10

KNA 28/KN 25

Sizes



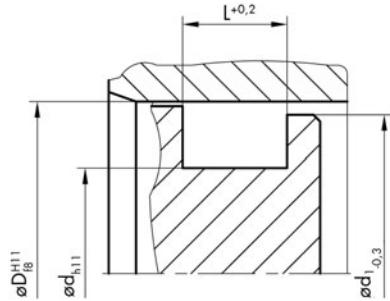
Item No.	Code	D	d	L	H
169303	KN 25 E	85	60	13	12
169305	KN 25 E	85	60	13.5	12.5
169306	KN 25 E	85	65	11	10
169307	KN 25 E	85	65	13	12
168675	KNA 28 E	85	65	14.5	13.5
169309	KN 25 E	85	70	11	10
15782	KNA 28 E	85	70	13	12
169310	KN 25 E	85	70	13	12
65937	KNA 28 E	85	75	9	8
168676	KNA 28 E	85	75	11	10
169311	KN 25 E	85	75	11	10
168677	KNA 28 E	85	75	13	12
169312	KN 25 E	85	75	13	12
89882	KN 25 E	88.9	69.85	12.7	11.7
159047	KNA 28 E	88.9	69.85	13.48	12.7
159049	KNA 28 E	88.9	69.85	17.47	15.87
159050	KNA 28 E	88.9	73.02	8.72	7.93
159051	KNA 28 E	88.9	73.02	13.48	12.7
159052	KNA 28 E	88.9	76.2	7.14	6.35
159053	KNA 28 E	88.9	76.2	10.31	9.52
169315	KN 25 E	88.9	76.2	10.31	9.52
159054	KNA 28 E	88.9	79.37	10.31	9.52
158537	KNA 28 E	89	79.5	8	7
169316	KN 25 E	90	60	16	15
124204	KNA 28 E	90	65	13	12
169317	KN 25 E	90	65	13	12
169318	KN 25 E	90	65	19	18
169319	KN 25 E	90	70	11	10
15832	KNA 28 E	90	70	13	12
169320	KN 25 E	90	70	13	12
168678	KNA 28 E	90	70	14.5	13.5
169321	KN 25 E	90	70	19	18
169322	KN 25 E	90	75	8.5	7.5
169323	KN 25 E	90	75	10	9
169324	KN 25 E	90	75	11	10
65940	KNA 28 E	90	75	12.5	11.4
15875	KNA 28 E	90	75	13	12
169325	KN 25 E	90	75	13	12
168679	KNA 28 E	90	80	5.5	5
169326	KN 25 E	90	80	6	5
169327	KN 25 E	90	80	7	6
169328	KN 25 E	90	80	9	8
168680	KNA 28 E	90	80	11	10
169329	KN 25 E	90	80	11	10
169330	KN 25 E	90	80	13	12
168681	KNA 28 E	90	80	14	13
169331	KN 25 E	90	80	14.5	13.5
15783	KNA 28 E	90	80	14.5	13.5
169333	KN 25 E	92	82	11	10
169335	KN 25 E	93	78	11.5	10.5
169336	KN 25 E	95	70	13	12
169337	KN 25 E	95	75	11	10
169338	KN 25 E	95	75	13	12
168682	KNA 28 E	95	75	14.5	13.5
169340	KN 25 E	95	80	10	9

KNA 28/KN 25
Sizes

Item No.	Code	D	d	L	H
124205	KNA 28 E	95	80	13	12
169341	KN 25 E	95	80	13	12
168684	KNA 28 E	95	85	7.5	7
168685	KNA 28 E	95	85	8	7.5
168686	KNA 28 E	95	85	9.5	9
169342	KN 25 E	95	85	9.5	8.5
74294	KN 25 E	95	85	10.5	9.5
169345	KN 25 E	95	85	13	12
168687	KNA 28 E	95	85	14.5	13.5
159055	KNA 28 E	95.25	82.55	10.31	9.52
169346	KN 25 E	96	72	13	12
169347	KN 25 E	98	83	14.5	13.5
169348	KN 25 E	100	75	16	15
169349	KN 25 E	100	78	16	15
22429	KNA 28 E	100	80	11	10
169350	KN 25 E	100	80	11	10
15784	KNA 28 E	100	80	13	12
169351	KN 25 E	100	80	13	12
15840	KNA 28 E	100	80	14.5	13.5
65947	KNA 28 E	100	80	16	15
169352	KN 25 E	100	80	19	18
169353	KN 25 E	100	84	14.5	13.5
169354	KN 25	100	85	9	8
169355	KN 25 E	100	85	10	9
169356	KN 25 E	100	85	12	11
65949	KNA 28 E	100	85	12.5	11.4
15785	KNA 28 E	100	85	13	12
169358	KN 25 E	100	85	13	12
168688	KNA 28 E	100	86	13	12
168689	KNA 28 E	100	88	9.5	8.5
169361	KN 25 E	100	90	6	5
168690	KNA 28 E	100	90	8	7
169362	KN 25 E	100	90	8	7
169363	KN 25 E	100	90	9	8
169364	KN 25 E	100	90	11	10
15842	KNA 28 E	100	90	11.5	10.5
169365	KN 25 E	100	90	13	12
169366	KN 25 E	101.6	76.2	14.3	12.7
168692	KNA 28 E	101.6	80	13	12
159056	KNA 28 E	101.6	82.55	10.31	9.52
159057	KNA 28 E	101.6	82.55	13.48	12.7
159058	KNA 28 E	101.6	82.55	17.47	15.87
159059	KNA 28 E	101.6	85.72	13.48	12.7
159060	KNA 28 E	101.6	88.9	7.14	6.35
159061	KNA 28 E	101.6	88.9	8.72	7.93
159062	KNA 28 E	101.6	88.9	10.31	9.52
169367	KN 25 E	101.6	88.9	10.31	9.52
159063	KNA 28 E	101.6	92.07	10.31	9.52
169368	KN 25 E	104.77	88.9	8.72	7.93
169369	KN 25 E	105	80	13	12
169370	KN 25 E	105	85	13	12
169372	KN 25 E	105	85	19	18
67893	KN 25 E	105	90	10	9
15843	KNA 28 E	105	90	13	12
169375	KN 25 E	105	90	13	12

KNA 28/KN 25

Sizes



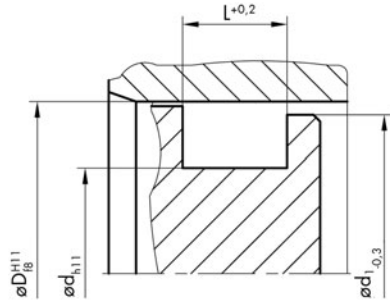
Item No.	Code	D	d	L	H
169376	KN 25 E	105	95	13	12
15484	KN 25 E	105	96	12	11
159064	KNA 28 E	107.95	95.25	10.31	9.52
14580	KN 25 E	108	98	11	10
169381	KN 25 E	110	85	13	12
124209	KNA 28 E	110	85	16	15
169382	KN 25 E	110	90	11	10
15844	KNA 28 E	110	90	13	12
169383	KN 25 E	110	90	13	12
65952	KNA 28 E	110	90	16	15
169384	KN 25 E	110	90	19	18
67900	KN 25 E	110	95	10	9
117432	KN 25 E	110	95	11	10
65954	KNA 28 E	110	95	11	10
15845	KNA 28 E	110	95	13	12
169389	KN 25 E	110	95	13	12
169390	KN 25 E	110	95	16	15
169391	KN 25 E	110	100	6	5
168694	KNA 28 E	110	100	8	7
169393	KN 25 E	110	100	9	8
168695	KNA 28 E	110	100	14.5	13.5
169395	KN 25 E	112	95	12	11
159065	KNA 28 E	114.3	95.25	17.47	15.87
159066	KNA 28 E	114.3	101.6	10.31	9.52
169397	KN 25 E	115	85	16	15
169398	KN 25 E	115	90	13	12
124210	KNA 28 E	115	90	16	15
169399	KN 25 E	115	90	16	15
66740	KN 25 E	115	90	23	22
169404	KN 25 E	115	95	13	12
65960	KNA 28 E	115	95	16	15
169405	KN 25 E	115	95	19	18
159393	KNA 28 E	115	98	16	14.5
169406	KN 25 E	115	100	10	9
168696	KNA 28 E	115	100	11.5	10.5
169407	KN 25 E	115	100	13	12
168697	KNA 28 E	115	105	14.5	13.5
169409	KN 25 E	120	90	16	15
168698	KNA 28 E	120	95	13	12
169410	KN 25 E	120	100	11	10
15848	KNA 28 E	120	100	13	12
169412	KN 25 E	120	100	13	12
168699	KNA 28 E	120	100	14.5	13.5
169413	KN 25 E	120	100	16	15
169414	KN 25 E	120	100	19	18
168700	KNA 28 E	120	103	17	16
169415	KN 25 E	120	105	9	8
82820	KNA 28 E	120	105	13	12
169416	KN 25 E	120	105	16	15
169417	KN 25 E	120	106	9.5	8.5
15787	KNA 28 E	125	95	19	18
169418	KN 25 E	125	100	13	12
124212	KNA 28 E	125	100	16	15
169419	KN 25 E	125	100	16	15
169420	KN 25 E	125	105	11	10

KNA 28/KN 25
Sizes

Item No.	Code	D	d	L	H
15850	KNA 28 E	125	105	13	12
169421	KN 25 E	125	105	13	12
169422	KN 25 E	125	105	15	14
15788	KNA 28 E	125	105	16	15
169423	KN 25 E	125	105	16	15
65967	KNA 28 E	125	110	10.6	9.6
168701	KNA 28 E	125	110	11	10
169424	KN 25 E	125	110	13	12
169425	KN 25 E	125	110	16	15
169426	KN 25 E	125	113	10.5	9.5
15851	KNA 28 E	125	115	8	7
15852	KNA 28 E	125	115	16	15
169427	KN 25 E	125	115	16	15
171052	KN 25 E	126	115	16	15
159067	KNA 28 E	127	107.95	10.31	9.52
159068	KNA 28 E	127	107.95	13.48	12.7
159069	KNA 28 E	127	107.95	17.47	15.87
159070	KNA 28 E	127	114.3	7.14	6.35
159071	KNA 28 E	127	114.3	10.31	9.52
159072	KNA 28 E	127	114.3	15.72	14.28
73197	KN 25 E	127	114.3	16	14.5
169430	KN 25 E	130	100	13	12
169432	KN 25 E	130	100	16	15
36641	KN 25 E	130	100	19	18
169435	KN 25 E	130	105	13	12
149573	KN 25 E	130	110	11	10
15853	KNA 28 E	130	110	13	12
169438	KN 25 E	130	110	13	12
22676	KNA 28 E	130	110	16	15
169439	KN 25 E	130	110	16	15
169440	KN 25 E	130	110	19	18
169442	KN 25 E	130	115	11	10
169443	KN 25 E	130	115	16	15
169444	KN 25 E	130	120	6	5
168702	KNA 28 E	130	120	14.5	13.5
169446	KN 25 E	130	120	15	14
169447	KN 25 E	130.17	114.3	10.31	9.52
159073	KNA 28 E	133.35	114.3	13.48	12.7
169448	KN 25 E	135	100	17	16
169450	KN 25 E	135	110	19	18
169451	KN 25 E	135	115	13	12
169452	KN 25 E	135	115	16	15
169453	KN 25 E	135	120	16	15
159074	KNA 28 E	139.7	120.65	17.47	15.87
117436	KN 25 E	140	110	19	18
168703	KNA 28 E	140	114	13	12
169456	KN 25 E	140	115	16	15
14750	KN 25 E	140	115	23	22
169459	KN 25 E	140	120	11	10
15855	KNA 28 E	140	120	13	12
169460	KN 25 E	140	120	13	12
65974	KNA 28 E	140	120	16	15
169461	KN 25 E	140	120	16	15
168705	KNA 28 E	140	125	10	9
169462	KN 25 E	140	125	12	11

KNA 28/KN 25

Sizes



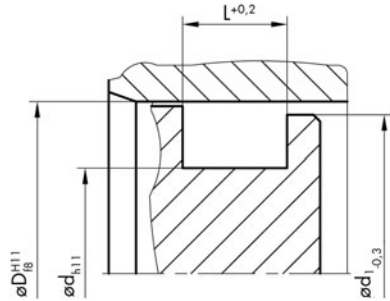
Item No.	Code	D	d	L	H
169463	KN 25 E	140	125	13	12
124214	KNA 28 E	140	125	16	15
169464	KN 25 E	140	125	16	15
73763	KNA 28 E	145	115	18.6	18
169465	KN 25 E	145	115	19	18
149574	KN 25 E	145	125	11	10
169468	KN 25 E	145	125	16	15
169470	KN 25 E	145	125	19	18
171053	KN 25 E	146	136	7	6
169471	KN 25 E	146.05	127	10.31	9.52
169472	KN 25 E	150	120	16	15
65978	KNA 28 E	150	120	19	18
169473	KN 25 E	150	125	13	12
168706	KNA 28 E	150	125	14.5	13.5
169474	KN 25 E	150	130	11	10
15802	KNA 28 E	150	130	16	15
169475	KN 25 E	150	130	16	15
65983	KNA 28 E	150	135	10	9
169476	KN 25 E	150	135	16	15
169477	KN 25 E	150	140	6	5
168707	KNA 28 E	150	140	8	7
158613	KN 25 E	150	140	16	15
95551	KN 25 E	152	142	7	6
159077	KNA 28 E	152.4	133.35	10.31	9.52
159078	KNA 28 E	152.4	133.35	13.48	12.7
159079	KNA 28 E	152.4	133.35	17.47	15.87
159080	KNA 28 E	152.4	139.7	7.14	6.35
169482	KN 25 E	152.4	139.7	10.31	9.52
159081	KNA 28 E	152.4	139.7	10.31	9.52
159082	KNA 28 E	152.4	139.7	15.72	14.28
169483	KN 25 E	155	125	16	15
169484	KN 25 E	155	135	16	15
169485	KN 25 E	155	140	16	15
72400	KN 25 E	158	138	13	12
159083	KNA 28 E	158.75	146.05	15.72	14.28
65988	KNA 28 E	160	130	19	18
169489	KN 25 E	160	130	19	18
169490	KN 25 E	160	135	16	15
65989	KNA 28 E	160	135	20	18.5
169492	KN 25 E	160	140	11	10
169493	KN 25 E	160	140	13	12
168708	KNA 28 E	160	140	14.5	13.5
15789	KNA 28 E	160	140	16	15
169494	KN 25 E	160	140	16	15
46376	KN 25 E	160	145	10	9
168710	KNA 28 E	160	145	10	9
169497	KN 25 E	160	146	10	9
168711	KNA 28 E	160	148	7.5	7
88285	KNA 28 E	160	148	16.5	15.5
169498	KN 25 E	165	145	16	15
90269	KN 25 E	170	140	16	15
168712	KNA 28 E	170	145	20	19
169501	KN 25 E	170	146	15	14
15878	KNA 28 E	170	150	16	15
169502	KN 25 E	170	150	16	15

KNA 28/KN 25**Sizes**

Item No.	Code	D	d	L	H
169503	KN 25 E	170	150	19	18
149576	KN 25 E	170	160	6	5
168714	KNA 28 E	174.8	165.2	7.5	7
169506	KN 25 E	175	155	16	15
169507	KN 25 E	175	160	8.5	7.5
169509	KN 25 E	175	160	16	15
169510	KN 25 E	177.8	152.4	14.3	12.7
159084	KNA 28 E	177.8	158.75	10.31	9.52
159085	KNA 28 E	177.8	158.75	13.48	12.7
159086	KNA 28 E	177.8	158.75	17.47	15.87
159087	KNA 28 E	177.8	165.1	7.14	6.35
159088	KNA 28 E	177.8	165.1	10.31	9.52
169512	KN 25 E	180	150	16	15
169166	KN 25 E	180	150	19	18
124215	KNA 28 E	180	150	19	18
169515	KN 25 E	180	155	16	15
168715	KNA 28 E	180	160	14.5	13.5
66008	KNA 28 E	180	160	16	15
169517	KN 25 E	180	160	16	15
156389	KNA 28 E	180	165	19	18
168683	KNA 28 E	180	166	16.5	15.5
169518	KN 25 E	183	170	9.5	8.5
169520	KN 25 E	185	160	16	15
169521	KN 25 E	185	170	16	14.7
169522	KN 25 E	187	175	10.5	9.5
169523	KN 25 E	190	160	13	12
169524	KN 25 E	190	160	16	15
169525	KN 25 E	190	160	19	18
169526	KN 25 E	190	160	20	19
169527	KN 25 E	190	165	16	15
66013	KNA 28 E	190	165	17	16
168717	KNA 28 E	190	170	16	15
169528	KN 25 E	190	170	16	15
169529	KN 25 E	195	170	16	15
169531	KN 25 E	200	170	16	15
168718	KNA 28 E	200	170	19	18
169533	KN 25 E	200	170	19	18
169534	KN 25 E	200	175	16	15
158027	KNA 28 E	200	175	19.2	18.2
15860	KNA 28 E	200	180	14.5	13.5
35466	KNA 28 E	200	180	16	15
169535	KN 25 E	200	180	16	15
169536	KN 25 E	200	180	19	18
84196	KN 25 E	200	182	26	25
169539	KN 25 E	200	185	8.5	7.5
120904	KNA 28 E	200	186	14.5	15.5
159089	KNA 28 E	203.2	184.15	17.47	15.87
159090	KNA 28 E	203.2	190.5	7.14	6.35
169540	KN 25 E	205	185	16	15
117402	KN 25 E	210	180	23	22
169543	KN 25 E	210	190	16	15
79562	KN 25 E	215	170	21	20
124160	KN 25 E	215	175	21	20
14752	KN 25 E	220	180	21	20
79758	KN 25 E	220	190	16	15

KNA 28/KN 25

Sizes



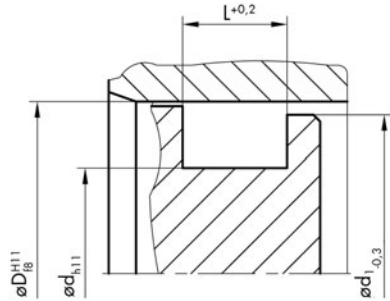
Item No.	Code	D	d	L	H
169551	KN 25 E	220	190	19	18
66032	KNA 28 E	220	190	19	18
67943	KN 25 E	220	190	27	26
66033	KNA 28 E	220	195	17	16
169553	KN 25 E	220	200	11	10
15790	KNA 28 E	220	200	16	15
169554	KN 25 E	220	200	16	15
169555	KN 25 E	225	200	16	15
169557	KN 25 E	225	200	19	18
168720	KNA 28 E	228.6	196.85	20.95	19.05
159091	KNA 28 E	228.6	203.2	20.95	19.05
169558	KN 25 E	230	200	16	15
169559	KN 25 E	230	200	18	17
14725	KN 25 E	230	200	19	18
90420	KN 25 E	230	200	23	22
81201	KN 25 E	230	210	16	15
71368	KN 25 E	235	200	10	9
124163	KN 25 E	235	200	21	20
169574	KN 25 E	235	205	19	18
72595	KN 25 E	235	220	10	9
169577	KN 25 E	237	212	19	18
169578	KN 25 E	240	200	16	15
169579	KN 25 E	240	210	19	18
169580	KN 25 E	240	220	16	15
82413	KN 25 E	245	215	19	18
169584	KN 25 E	245	225	16	15
71367	KN 25 E	247	235	10	9
27552	KN 25 E	250	220	16	15
15791	KNA 28 E	250	220	19	18
171057	KN 25 E	250	220	19	18
124165	KN 25 E	250	220	21	20
66059	KNA 28 E	250	230	13	12
14621	KN 25 E	250	230	16	15
66060	KNA 28 E	250	230	16	15
124374	KNA 28 E	250	238	15	14
90271	KN 25 E	260	220	21	20
76156	KN 25 E	260	240	13	12
14622	KN 25 E	260	240	18	17
46395	KN 25 E	261	236	19	18
46398	KN 25 E	265	240	19	18
82231	KN 25 E	265	245	16	15
116836	KN 25 E	268	240	19	18
14734	KN 25 E	270	240	16	15
14623	KN 25 E	270	240	19	18
171717	KN 25 E	270	245	16	15
89364	KN 25 E	270	250	17	16
90270	KN 25 E	280	240	21	20
130249	KN 25 E	280	250	19	18
15792	KNA 28 E	280	250	19	18
85651	KN 25 E	280	250	20	19
14625	KN 25 E	280	250	23	22
90340	KN 25 E	280	260	16	15
82769	KN 25 E	290	240	19	18
124168	KN 25 E	290	260	19	18
76481	KN 25 E	290	265	18	17

KNA 28/KN 25**Sizes**

Item No.	Code	D	d	L	H
22827	KN 25 E	290	270	18	17
79760	KN 25 E	300	260	21	20
14626	KN 25 E	300	270	16	15
130253	KN 25 E	300	270	23	22
22417	KN 25 E	300	280	16	15
29709	KNA 28 E	300	288	15	14
81381	KNA 28 E	304.8	266.7	20.95	19.05
30585	KN 25 E	310	280	19	18
14628	KN 25 E	310	290	13	12
130250	KN 25 E	320	190	23	22
126459	KNA 28 E	320	280	23	22
45373	KNA 28 E	320	285	21	20
22825	KNA 28 E	320	290	21	20
130436	KN 25 E	320	290	22	21
130510	KN 25 E	320	290	23	22
27296	KN 25 E	320	295	19	18
84949	KN 25 E	320	300	16	15
76483	KN 25 E	320	305	18	17
86441	KN 25 E	330	300	19	18
14629	KN 25 E	330	300	23	22
14630	KN 25 E	330	310	18	17
76519	KN 25 E	338.25	304.8	26.59	25.4
108582	KN 25 E	340	320	16	15
76528	KN 25 E	343.8	304.8	26.59	25.4
77574	KN 25 E	344.6	304.8	26.59	25.4
67961	KN 25 E	350	320	16	15
14634	KN 25 E	350	320	17	16
155864	KNA 28 E	350	320	23	22
107851	KN 25 E	350	320	23.5	22.5
73367	KN 25 E	350	320	27	26
81384	KNA 28 E	355.6	317.5	20.95	19.05
79761	KN 25 E	360	320	21	20
82766	KN 25 E	360	320	29	28
15794	KNA 28 E	360	320	29	28
81203	KN 25 E	360	330	21	20
66088	KNA 28 E	360	330	21	20
155978	KNA 28 E	360	330	26	25
121449	KNA 28 E	370	345	16	15
72477	KN 25 E	377	350	16	15
74123	KN 25 E	380	328	31	30
126213	KN 25 E	380	350	23	22
159394	KNA 28 E	380	350	27	26
151774	KN 25 E	390	350	36	35
14636	KN 25 E	390	360	23	22
66089	KNA 28 E	400	360	29	28
116179	KN 25 E	400	370	21	20
66090	KNA 28 E	400	370	21	20
65048	KN 25 E	400	370	23	22
73366	KN 25 E	400	370	27	26
130251	KN 25 E	410	380	23	22
130252	KN 25 E	420	390	23	22
81155	KN 25 E	425	400	23	22
6205	KN 25 E	430	400	21	20
130254	KN 25 E	430	400	23	22
129759	KN 25 E	430	400	26	25

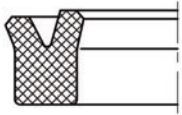
KNA 28/KN 25

Sizes



Item No.	Code	D	d	L	H
155865	KNA 28 E	430	400	26	25
81903	KN 25 E	445	401	29	28
162473	KN 25 E	450	400	42	40
81263	KN 25 E	450	410	21	20
143580	KN 25 E	450	420	21	20
130255	KN 25 E	450	420	23	22
88186	KN 25 E	457	425	25	24
74124	KN 25 E	470	430	29	28
151327	KN 25 E	480	450	21	20
77501	KN 25 E	490	450	35	34
143334	KN 25 E	500	450	26	25
162474	KN 25 E	500	470	26	25
89151	KN 25 E	510	470	29	28
115461	KN 25 E	520	500	11	10
82232	KN 25 E	525	500	23	22
89152	KN 25 E	530	490	29	28
77580	KN 25 E	530	500	19	18
59486	KN 25 E	540	500	35	34
74298	KN 25 E	550	500	40	38
149564	KN 25 E	550	520	26	25
151868	KNA 28 E	560	540	24	22
78599	KN 25 E	565	530	26	25
143331	KN 25 E	570	540	16	15
84948	KN 25 E	570	550	16	15
78361	KN 25 E	578	545	17.5	16.5
85882	KN 25 E	580	540	17	16
49577	KN 25 E	580	550	23.81	22.70
127134	KN 25 E	590	550	29	28
150997	KN 25 E	590	550	36	35
115757	KN 25 E	650	610	23	22
82948	KN 25 E	650	620	26	25
143332	KN 25 E	700	660	21	20
74450	KN 25 E	740	700	29	28
7502	KN 25 E	750	700	53	32
127429	KN 25 E	755.65	709.61	30.56	28.57
143333	KN 25 E	760	720	21	20
80586	KN 25 E	800	750	31	30
77281	KN 25 E	1016	965.2	20.65	19.05
115638	KNA 28 E	1400	1350	37	35





KNA 23/KN 21

Description

Product group	Piston seal
Design	NA asymmetrical u-ring with outer main sealing lip (23), N symmetrical u-ring (21)
Profile no.	23/21
Specification	E suitable for one-sided pressure load
Seal material	NBR 90 3006

Operational application limits

Pressure (MPa):	≤ 16
Temperature (°C):	-30 to +100
Running speed (m/s):	≤ 0.5

Media

Hydraulic oils acc. to DIN 51524 Part 1 – 3, lubricating oils, mineral oil based lubricating greases, highly non-flammable hydraulic fluids HFA, HFB, HFC acc. to VDMA 24317

Function

The KNA 23 u-ring is a single-acting piston seal with an asymmetrical design. Due to the recessed outer sealing lip, the prestress is directed outwards in order to increase the sealing effect even at low pressure. The KN 21 u-ring has a symmetrical design which allows it to be used as a piston seal and as a rod seal. Apart from its application in hydraulics, this design can also be used for pneumatic applications. Of the two designs the use of the KNA 23 is preferred for piston applications.

Installation

Both designs can be installed in cut grooves starting from an inner diameter of 25 mm with the use of suitable installation tools. With smaller diameters or larger profile widths, we recommend axially accessible installation housings.

Remarks

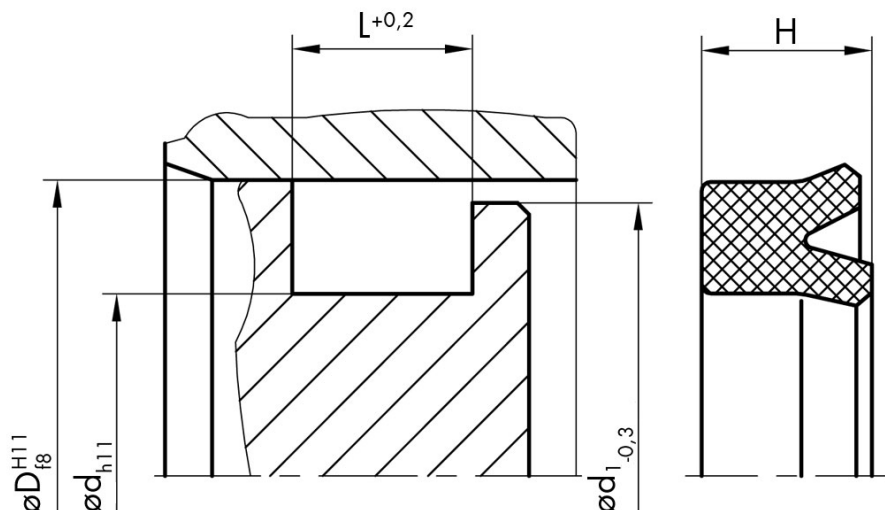
U-rings made of NBR are particularly suitable for use at low pressures. The standard KNA 23 and KN 21 designs are provided with 90 Sh-A hardness. For special applications, we can offer different materials and hardness levels.

Order code

Please include our item numbers in your order. Should you require non-standard dimensions, materials or material combinations, please use the order code on page 12.

Any seal. Any time.

All the items in our standard programme (marked red) are standard stock items. For all other items, please check the availability at www.dichtomatik.de.

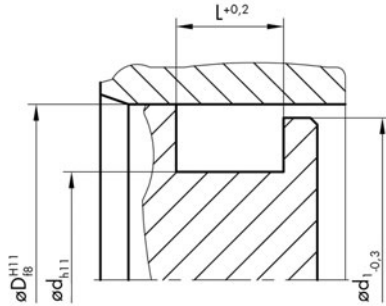


KNA 23/KN 21**Sizes**

Item No.	Code	D	d	L	H
125010	KNA 23 E	7.5	4	3	2
173010	KN 21 E	7.5	4	3.5	3
88292	KNA 23 E	7.5	4.5	4	3
83731	KNA 23 E	9	4	4.5	3.5
35788	KNA 23 E	9.52	3.17	5.56	3.96
62293	KN 21 E	10	3	7	6
62295	KN 21 E	10	4	5.5	4.5
173011	KN 21 E	10	4	6	5
173012	KN 21 E	10	5	4.5	4
173013	KN 21 E	10	6	3.5	3
46958	KN 21 E	11	4	9	8
173164	KN 21 E	11	5	6	5
173014	KN 21 E	11	5	8	7
59686	KNA 23 E	11.11	4.76	5.56	3.96
80973	KN 21 E	11.5	6	4	3.4
173165	KN 21 E	12	4	4.5	4
173166	KN 21 E	12	4	6.5	5.5
173015	KN 21 E	12	5	6	5
173016	KN 21 E	12	6	4.5	4
21557	KNA 23 E	12	6	5	4
173017	KN 21 E	12	6	7	6
173018	KN 21 E	12	6	8	7
150975	KNA 23 E	12	7	3	2.55
173019	KN 21 E	12	8	6	5
158728	KNA 23 E	12.5	4.5	5	4
151014	KN 21 E	12.5	7	4	3.5
172927	KNA 23 E	12.7	6.35	5.38	4.76
158900	KNA 23 E	13.8	8.6	3.2	2.8
62303	KN 21 E	14	5	5.5	4.5
172836	KN 21 E	14	6	5	4
162252	KN 21 E	14	6	7	6
173020	KN 21 E	14	8	4.5	4
174309	KNA 23 E	14	8	5.5	4.5
173021	KN 21 E	14	8	7	6
79573	KN 21 E	14	10	4	3.5
173966	KNA 23 E	14.28	7.93	5.38	4.76
173167	KN 21 E	15	6	6	5
62314	KN 21 E	15	7	8	7
173022	KN 21 E	15	8	7	6
16456	KNA 23 E	15.87	7.93	6.3	5.5
172838	KN 21 E	16	6	6	5
173168	KN 21 E	16	6	7	6
60785	KN 21 E	16	8	5	4
16458	KNA 23 E	16	8	6.5	5.5
173023	KN 21 E	16	8	7	6
173025	KN 21 E	16	8	9	8
144473	KN 21 E	16	9	4.5	4
127412	KNA 23 E	16	9	6.3	5.5
60166	KNA 23 E	16	10	5	4
173026	KN 21 E	16	10	4.5	4
173027	KN 21 E	16	10	6	5
148972	KNA 23 E	16	10	6.3	5.5
173029	KN 21 E	16	10	7	6
27070	KN 21 E	17	6	7	6
172929	KNA 23 E	17.46	12.05	4.77	3.17

KNA 23/KN 21

Sizes



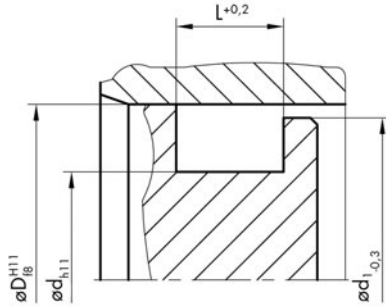
Item No.	Code	D	d	L	H
173169	KN 21 E	18	6	9	8
20639	KN 21 E	18	8	7	6
173170	KN 21 E	18	8	9	8
172842	KN 21 E	18	10	5	4
107819	KNA 23 E	18	10	6	5.5
173031	KN 21 E	18	10	7	6
62350	KN 21 E	18	10	9	8
173032	KN 21 E	18	12	4.5	4
173033	KN 21 E	18	12	6	5
173034	KN 21 E	18	12	7	6
173171	KN 21 E	19	9	7	6
61293	KNA 23 E	19.05	9.52	7.14	6.35
172930	KNA 23 E	19.05	12.7	4.77	3.17
172834	KN 21 E	20	6	9	8
60790	KN 21 E	20	10	6	5
173172	KN 21 E	20	10	8	7
173173	KN 21 E	20	10	9	8
173035	KN 21 E	20	12	6	5
172928	KNA 23 E	20	12	6.3	5.5
173036	KN 21 E	20	12	9	8
173037	KN 21 E	20	14	4.5	4
121558	KNA 23 E	20	14	4.7	4.2
173038	KN 21 E	20	14	6	5
173039	KN 21 E	20	14	7	6
89834	KNA 23 E	20	14	7	6.3
173040	KN 21 E	20	15	3.5	3
172932	KNA 23 E	20.63	14.28	7.14	6.35
46965	KN 21 E	21.5	11.5	8	7
62336	KN 21 E	22	8	9	8
172840	KN 21 E	22	10	7	6
173174	KN 21 E	22	10	9	8
159521	KNA 23 E	22	10	9	8
173175	KN 21 E	22	10	10	9
173176	KN 21 E	22	12	6	5
173177	KN 21 E	22	12	7	6
173178	KN 21 E	22	12	8	7
173179	KN 21 E	22	12	9	8
173180	KN 21 E	22	14	4.5	4
173181	KN 21 E	22	14	6	5
173182	KN 21 E	22	14	9	8
173183	KN 21 E	22	14	13	12
173041	KN 21 E	22	15	4.5	4
173042	KN 21 E	22	16	3.5	3
173043	KN 21 E	22	16	6	5
34852	KN 21 E	22	16	7	6
172931	KNA 23 E	22.22	12.7	7.14	6.35
59755	KNA 23 E	23.81	14.28	7.14	6.35
173184	KN 21 E	24	12	7	6
173185	KN 21 E	24	12	11	10
172850	KN 21 E	24	14	6	5
173186	KN 21 E	24	14	7	6
27087	KN 21 E	24	14	9	8
173044	KN 21 E	24	16	4.5	4
173045	KN 21 E	24	16	7	6
27075	KN 21 E	25	8	7	6

KNA 23/KN 21
Sizes

Item No.	Code	D	d	L	H
173187	KN 21 E	25	10	11	10
173188	KN 21 E	25	12	9	8
62394	KN 21 E	25	13	9	8
173189	KN 21 E	25	15	6	5
107821	KNA 23 E	25	15	6	5
173190	KN 21 E	25	15	7	6
173191	KN 21 E	25	15	9	8
27090	KN 21 E	25	15	11	10
173046	KN 21 E	25	16	6	5
172933	KNA 23 E	25	17	6.5	5.5
74968	KNA 23 E	25	17	7	6
173047	KN 21 E	25	18	6	5
124225	KNA 23 E	25	18	6	5
173048	KN 21 E	25	18	6.5	5.5
173049	KN 21 E	25	20	3.5	3
82339	KN 21 E	25.4	15.87	5.26	4.76
104336	KN 21 E	25.4	15.87	7.14	6.35
174319	KNA 23 E	25.4	15.87	7.14	6.35
173192	KN 21 E	26	10	9	8
173193	KN 21 E	26	10	10.5	9.5
172844	KN 21 E	26	12	11	10
60799	KN 21 E	26	14	7	6
173194	KN 21 E	26	16	6	5
173195	KN 21 E	26	16	7	6
173196	KN 21 E	26	16	9	8
173197	KN 21 E	26	18	6	5
73390	KNA 23 E	26	18	6.5	5.5
133890	KN 21 E	26	20	6	5
134122	KN 21 E	26	20	7	6
172934	KNA 23 E	26.99	17.46	7.14	6.35
173050	KN 21 E	27	20	7	6
173198	KN 21 E	28	10	11	10
173199	KN 21 E	28	12	11	10
172848	KN 21 E	28	14	8	7
173200	KN 21 E	28	14	11	10
90212	KN 21 E	28	15	9	8
173201	KN 21 E	28	15	11	10
172852	KN 21 E	28	16	7	6
89833	KNA 23 E	28	16	10	9
60804	KN 21 E	28	18	6	5
173202	KN 21 E	28	18	7	6
173203	KN 21 E	28	18	9	8
173051	KN 21 E	28	20	4.5	4
173052	KN 21 E	28	20	6	5
172935	KNA 23 E	28.57	19.05	7.14	6.35
173204	KN 21 E	29	16	7	6
2005	KNA 23 E	29	20	8.5	7.5
27079	KN 21 E	30	10	11	10
27085	KN 21 E	30	13	11	10
173205	KN 21 E	30	15	7	6
173206	KN 21 E	30	15	9	8
173207	KN 21 E	30	15	11	10
173208	KN 21 E	30	18	7	6
173209	KN 21 E	30	18	8.5	7.5
173210	KN 21 E	30	18	9.5	8.5

KNA 23/KN 21

Sizes



Item No.	Code	D	d	L	H
173211	KN 21 E	30	18	11	10
172854	KN 21 E	30	20	6	5
25961	KN 21 E	30	20	7	6
117738	KNA 23 E	30	20	8	7
173053	KN 21 E	30	20	9	8
62458	KN 21 E	30	20	11	10
173054	KN 21 E	30	22	6	5
83615	KNA 23 E	30	22	6.5	5.5
173055	KN 21 E	30	22	7	6
90529	KNA 23 E	30	22	7	6
143929	KN 21 E	30	22.4	6	5
6450	KNA 23 E	30	22.5	5.5	4.5
61297	KNA 23 E	30.16	17.46	8.72	7.93
22193	KNA 23 E	30.16	20.63	7.14	6.35
11792	KNA 23 E	30.3	18.8	7	6
172936	KNA 23 E	31.75	19.05	7.14	6.35
172937	KNA 23 E	31.75	19.05	8.72	7.93
172846	KN 21 E	32	12	11	10
173212	KN 21 E	32	14	9	8
27088	KN 21 E	32	14	11	10
173213	KN 21 E	32	16	11	10
173214	KN 21 E	32	18	8	7
172855	KN 21 E	32	20	7	6
173215	KN 21 E	32	20	8.5	7.5
172856	KN 21 E	32	22	6	5
173056	KN 21 E	32	22	7	6
173057	KN 21 E	32	22	8	7
56407	KNA 23 E	32	22	8	7
173058	KN 21 E	32	22	9	8
173059	KN 21 E	32	24	4.5	4
174308	KNA 23 E	32	24	6.5	5.5
173060	KN 21 E	32	25	4.5	4
173061	KN 21 E	32	25	8	7
46974	KN 21 E	33	20	7	6
173062	KN 21 E	33	25	4.5	4
173063	KN 21 E	33	25	6	5
173064	KN 21 E	33	25	8	7
59804	KNA 23 E	33.34	14.28	10.31	9.52
22196	KNA 23 E	33.34	20.63	8.72	7.93
27097	KN 21 E	34	18	9	8
27102	KN 21 E	34	19	11	10
173216	KN 21 E	34	22	7	6
173217	KN 21 E	34	22	11	10
173218	KN 21 E	34	24	6	5
172938	KNA 23 E	34.92	22.22	7.14	6.35
27084	KN 21 E	35	12	13	12
26309	KN 21 E	35	18	13	12
173219	KN 21 E	35	20	11	10
73409	KNA 23 E	35	20	11	10
173065	KN 21 E	35	25	6	5
173066	KN 21 E	35	25	7	6
27566	KNA 23 E	35	25	7.5	6.5
173067	KN 21 E	35	25	8	7
22170	KNA 23 E	35	25	8	7
173068	KN 21 E	35	25	9	8

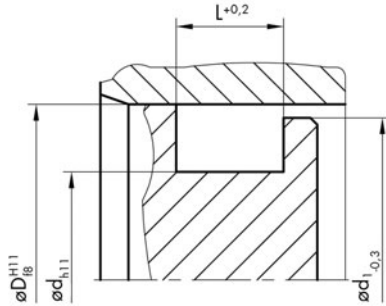
KNA 23/KN 21

Sizes

Item No.	Code	D	d	L	H
60942	KN 21 E	35	27	4.5	4
117769	KN 21 E	35	28	7	6
173069	KN 21 E	35.5	28	6	5
173220	KN 21 E	36	20	9	8
173221	KN 21 E	36	20	11	10
115179	KNA 23 E	36	24	7	6
78600	KNA 23 E	36	25	9	8
172860	KN 21 E	36	28	5	4
173070	KN 21 E	36	28	6	5
173071	KN 21 E	36	28	7	6
172939	KNA 23 E	36.51	25.4	7.14	6.35
173222	KN 21 E	37	25	8	7
90321	KN 21 E	37	30	9	8
173223	KN 21 E	38	22	11	10
173224	KN 21 E	38	25	8	7
173225	KN 21 E	38	25	10	9
60948	KN 21 E	38	26	7	6
90219	KN 21 E	38	27	7	6
172861	KN 21 E	38	28	6	5
172942	KNA 23 E	38	28	8	7
62720	KN 21 E	38	28	9	8
62722	KN 21 E	38	28	11	10
172940	KNA 23 E	38.1	25.4	8.72	7.93
59807	KNA 23 E	38.1	30.16	7.14	6.35
172941	KNA 23 E	39.69	26.99	7.14	6.35
173226	KN 21 E	40	20	11	10
173227	KN 21 E	40	20	13	12
173228	KN 21 E	40	24	9	8
16424	KN 21 E	40	24	11	10
173229	KN 21 E	40	25	8.5	7.5
170492	KN 21 E	40	25	11	10
173230	KN 21 E	40	25	12	11
172863	KN 21 E	40	28	7	6
133754	KNA 23 E	40	28	10	9
174310	KNA 23 E	40	28	11	10
173072	KN 21 E	40	28	11	10
173073	KN 21 E	40	30	6	5
173074	KN 21 E	40	30	7	6
107823	KNA 23 E	40	30	7	6
173075	KN 21 E	40	30	8	7
16454	KNA 23 E	40	30	8	7
173076	KN 21 E	40	30	11	10
35063	KN 21 E	40	30	12.5	11.5
173077	KN 21 E	40	32	4.5	4
173078	KN 21 E	40	32	6	5
74945	KNA 23 E	40	32	6.5	5.5
62750	KN 21 E	40	32	8	7
173079	KN 21 E	40	32	9	8
79356	KN 21 E	41	31.5	6	5.3
172944	KNA 23 E	41.27	30.16	7.14	6.35
26209	KN 21 E	41.5	31.5	7	6
27117	KN 21 E	42	25	9	8
173231	KN 21 E	42	26	9	8
27122	KN 21 E	42	27	11	10
173232	KN 21 E	42	30	11	10

KNA 23/KN 21

Sizes



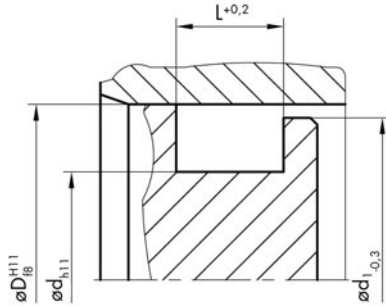
Item No.	Code	D	d	L	H
173080	KN 21 E	42	32	7	6
172945	KNA 23 E	42.86	30.16	10.31	9.52
173233	KN 21 E	43	28	11	10
46989	KN 21 E	43	33	7	6
124227	KNA 23 E	43	38	4.8	3.8
173081	KN 21 E	44	32	7	6
173082	KN 21 E	44	34	6	5
117827	KN 21 E	44	35	8	7
172943	KNA 23 E	44.45	28.57	10.31	9.52
172947	KNA 23 E	44.45	34.92	8	7
173234	KN 21 E	45	25	11	10
26315	KN 21 E	45	25	13	12
172864	KN 21 E	45	30	11	10
173235	KN 21 E	45	32	11	10
73440	KNA 23 E	45	35	7	6
173083	KN 21 E	45	35	7	6
78443	KNA 23 E	45	35	8	7
173084	KN 21 E	45	35	11	10
79355	KN 21 E	45	35.5	6	5
172858	KN 21 E	46	22	13	12
173085	KN 21 E	46	36	6	5
173086	KN 21 E	46	36	8	7
60112	KNA 23 E	46.04	28.25	11.2	10.2
173236	KN 21 E	47	32	11	10
173237	KN 21 E	47	35	7	6
172946	KNA 23 E	47.62	31.75	8.72	7.93
61446	KNA 23 E	47.62	31.75	10.31	9.52
173238	KN 21 E	48	28	11	10
173239	KN 21 E	48	28	13	12
173087	KN 21 E	48	36	7	6
79344	KN 21 E	49	40	7	6
172948	KNA 23 E	49.21	35.23	10.31	9.52
108478	KNA 23 E	50	30	9	8
173240	KN 21 E	50	30	11	10
173241	KN 21 E	50	30	13	12
173242	KN 21 E	50	32	13	12
62770	KN 21 E	50	35	8	7
173243	KN 21 E	50	35	8.5	7.5
173244	KN 21 E	50	35	11	10
173088	KN 21 E	50	36	9	8
173089	KN 21 E	50	38	7	6
73449	KNA 23 E	50	40	6	5
173090	KN 21 E	50	40	6	5
173091	KN 21 E	50	40	7	6
26297	KNA 23 E	50	40	8	7
173092	KN 21 E	50	40	8	7
173093	KN 21 E	50	40	10	9
173096	KN 21 E	50	40	11	10
90224	KN 21 E	50	42	6	5
173097	KN 21 E	50	42	7	6
173245	KN 21 E	50.8	38.1	7.93	7.14
172950	KNA 23 E	50.8	41.27	7.93	7.14
173246	KN 21 E	51	36	8.1	7.1
27133	KN 21 E	51	36	11	10
35459	KN 21 E	51	39.7	9	8

KNA 23/KN 21
Sizes

Item No.	Code	D	d	L	H
173247	KN 21 E	52	32	11	10
173248	KN 21 E	52	35	13	12
27134	KN 21 E	52	36	11	10
121556	KNA 23 E	52	42	6	5
90223	KN 21 E	52.5	38	10	9
116610	KN 21 E	52.5	38	10.5	9.5
27135	KN 21 E	53	38	11	10
172949	KNA 23 E	53.97	38.1	10.31	9.52
172951	KNA 23 E	53.97	41.27	10.31	9.52
106835	KN 21 E	53.97	44.45	6.93	5.34
79351	KN 21 E	54	45	6	5
89875	KN 21 E	55	30	13	12
173249	KN 21 E	55	35	11	10
173250	KN 21 E	55	35	13	12
173251	KN 21 E	55	38	11	10
16428	KN 21 E	55	40	10.5	9.5
173252	KN 21 E	55	40	11	10
173098	KN 21 E	55	42	9	8
173099	KN 21 E	55	45	7	6
174311	KNA 23 E	55	45	8	7
151746	KNA 23 E	55	45	8.5	7.5
173100	KN 21 E	55	45	11	10
117349	KNA 23 E	55	45	11	10
173253	KN 21 E	56	40	11	10
76001	KN 21 E	56	41	9.5	8.5
173101	KN 21 E	56	45	8	7
117350	KNA 23 E	56	46	8	7
173254	KN 21 E	57	44	10	9
173102	KN 21 E	57	45	7	6
106836	KN 21 E	57.15	41.27	8.72	7.93
120939	KNA 23 E	57.15	41.27	8.72	7.93
172952	KNA 23 E	57.15	41.27	10.31	9.52
172953	KNA 23 E	57.15	44.45	7.14	6.35
107188	KNA 23 E	57.15	44.45	8.72	7.93
173255	KN 21 E	58	38	11	10
26321	KN 21 E	58	38	13	12
173103	KN 21 E	58	45	11	10
61063	KN 21 E	58	46	7	6
27132	KN 21 E	60	35	13	12
173256	KN 21 E	60	40	11	10
173257	KN 21 E	60	40	13	12
95651	KNA 23 E	60	44	13	12
173104	KN 21 E	60	45	11	10
172867	KN 21 E	60	48	7	6
173105	KN 21 E	60	50	6	5
173106	KN 21 E	60	50	7	6
59811	KNA 23 E	60	50	8	7
173107	KN 21 E	60	50	8	7
173108	KN 21 E	60	50	11	10
172955	KNA 23 E	60.32	47.62	7.14	6.35
172869	KN 21 E	60.32	50.8	6.35	4.76
173258	KN 21 E	62	42	13	12
130221	KN 21 E	62	48	13	12
173259	KN 21 E	62	50	7	6
11877	KNA 23 E	62	52	8	7

KNA 23/KN 21

Sizes



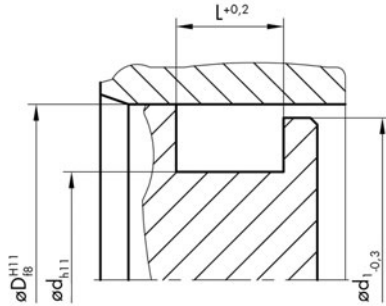
Item No.	Code	D	d	L	H
83946	KN 21 E	63	40	13.5	12.5
173260	KN 21 E	63	43	11	10
173261	KN 21 E	63	45	11	10
44745	KN 21 E	63	45	13	12
27153	KN 21 E	63	48	11	10
173262	KN 21 E	63	50	7	6
90228	KN 21 E	63	50	9	8
61068	KN 21 E	63	51	7	6
73482	KNA 23 E	63	53	7	6
173109	KN 21 E	63	53	7	6
23756	KNA 23 E	63	53	8	7
173110	KN 21 E	63	53	8.5	7.5
77956	KNA 23 E	63	57	9	8
172954	KNA 23 E	63.5	45.7	10.31	8.85
172956	KNA 23 E	63.5	47.62	10.31	9.52
35460	KN 21 E	64	51	10	9
173263	KN 21 E	65	40	16	15
173264	KN 21 E	65	45	11	10
173265	KN 21 E	65	45	13	12
173266	KN 21 E	65	50	11	10
173267	KN 21 E	65	50	13	12
173111	KN 21 E	65	55	6	5
172960	KNA 23 E	65	55	8	7
172957	KNA 23 E	66.67	50.8	10.31	8.85
173268	KN 21 E	68	48	11	10
173269	KN 21 E	68	48	13	12
173270	KN 21 E	68	50	13	12
172958	KNA 23 E	69.85	50.8	13.48	12.7
172959	KNA 23 E	69.85	53.97	8.72	7.93
172866	KN 21 E	70	46	13	12
27157	KN 21 E	70	50	11	10
173271	KN 21 E	70	50	13	12
73498	KNA 23 E	70	50	15	14
172871	KN 21 E	70	55	8.5	7.5
173112	KN 21 E	70	55	11	10
173113	KN 21 E	70	55	13	12
173114	KN 21 E	70	56	13	12
173115	KN 21 E	70	58	7	6
172961	KNA 23 E	70	58	9.5	8.5
173116	KN 21 E	70	60	7	6
173117	KN 21 E	70	60	8	7
173118	KN 21 E	70	60	13	12
62990	KN 21 E	72	50	13	12
172964	KNA 23 E	73.02	63.5	7.14	5.56
16362	KN 21 E	74	50	13	12
78816	KNA 23 E	74.5	40	16	14.5
21858	KN 21 E	75	50	16	15
27162	KN 21 E	75	55	11	10
173272	KN 21 E	75	55	13	12
173119	KN 21 E	75	60	13	12
172963	KNA 23 E	75	63	9.5	8.5
173120	KN 21 E	75	65	7	6
174315	KNA 23 E	75	65	8.5	7.5
90233	KN 21 E	75	65	11	10
26556	KN 21 E	76.2	55.56	10.31	9.52

KNA 23/KN 21
Sizes

Item No.	Code	D	d	L	H
56469	KNA 23 E	76.2	57.15	13.48	12.7
172962	KNA 23 E	76.2	58.04	10.31	8.73
173273	KN 21 E	78	58	13	12
172965	KNA 23 E	79.37	66.67	7.14	6.35
173274	KN 21 E	80	55	13	12
173275	KN 21 E	80	55	16	15
173121	KN 21 E	80	60	11	10
108477	KNA 23 E	80	60	11	10
173122	KN 21 E	80	60	13	12
77712	KN 21 E	80	63	17	16
174314	KNA 23 E	80	64	9	8
61098	KN 21 E	80	65	8.5	7.5
63053	KN 21 E	80	65	10	9
27175	KN 21 E	80	65	13	12
37284	KNA 23 E	80	67.3	7.14	6.35
130893	KNA 23 E	80	68	9.5	8.5
173123	KN 21 E	80	68	13	12
173974	KNA 23 E	80	70	5.5	4.5
61099	KN 21 E	80	70	6	5
173124	KN 21 E	80	70	7	6
173125	KN 21 E	80	70	8	7
173126	KN 21 E	80	70	13	12
116628	KN 21 E	80	72	11	10
73543	KNA 23 E	80	72	13	12
156256	KN 21 E	82	70	9.5	8.5
173127	KN 21 E	82	72	6	5
117826	KN 21 E	82.55	71.2	7.14	6.35
60125	KNA 23 E	82.55	71.43	8.58	6.93
172966	KNA 23 E	83	71.9	8.5	7.5
173276	KN 21 E	85	65	13	12
172873	KN 21 E	85	70	8.5	7.5
173277	KN 21 E	85	70	9	8
173278	KN 21 E	85	70	13	12
172967	KNA 23 E	85	73	9.5	8.5
173128	KN 21 E	85	75	13	12
172968	KNA 23 E	85.72	73.02	10.31	9.52
74644	KN 21 E	86.7	60	16	15
173129	KN 21 E	88	78	6	5
60127	KNA 23 E	88.9	76.2	7.14	6.35
173279	KN 21 E	90	65	13	12
37479	KNA 23 E	90	68	17.5	16.5
173280	KN 21 E	90	70	11	10
173281	KN 21 E	90	70	13	12
61102	KN 21 E	90	75	8.5	7.5
172972	KNA 23 E	90	78	9.5	8.5
173130	KN 21 E	90	80	6	5
173131	KN 21 E	90	80	7	6
173132	KN 21 E	90	80	8	7
63112	KN 21 E	90	80	13	12
78341	KN 21 E	92	76	15	14
173133	KN 21 E	92	82	11	10
172969	KNA 23 E	92.07	76.2	10.31	9.52
63094	KN 21 E	95	70	13	12
173282	KN 21 E	95	75	11	10
173283	KN 21 E	95	75	13	12

KNA 23/KN 21

Sizes



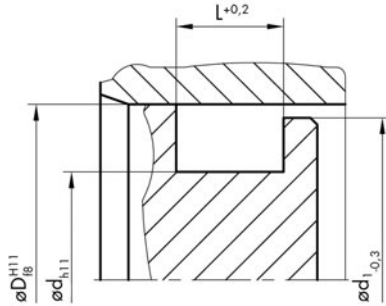
Item No.	Code	D	d	L	H
172970	KNA 23 E	95.25	76.99	9.12	7.4
172974	KNA 23 E	98.42	85.72	10.31	9.52
78317	KN 21 E	99	92	11	10
173284	KN 21 E	100	70	16	15
172874	KN 21 E	100	75	16	15
134349	KN 21 E	100	76	13	12
173285	KN 21 E	100	80	11	10
173286	KN 21 E	100	80	13	12
173287	KN 21 E	100	80	16	15
155716	KN 21 E	100	82	13	12
133350	KNA 23 E	100	84	9	8
61105	KN 21 E	100	85	8.5	7.5
63128	KN 21 E	100	85	10	9
73574	KNA 23 E	100	85	13	12
173134	KN 21 E	100	85	13	12
174316	KNA 23 E	100	88	9.5	8.5
107833	KNA 23 E	100	88	11	10
157751	KNA 23 E	100	90	4.8	4.3
173135	KN 21 E	100	90	6	5
157854	KNA 23 E	100	90	7.5	6.5
73576	KNA 23 E	100	90	8.2	7.2
38403	KNA 23 E	100	90	11.5	10.5
172973	KNA 23 E	101.6	82.55	13.48	12.7
172975	KNA 23 E	101.6	88.9	10.31	9.52
60118	KNA 23 E	104.77	88.9	8.72	7.93
173288	KN 21 E	105	80	13	12
173289	KN 21 E	105	80	16	15
173290	KN 21 E	105	85	11	10
173291	KN 21 E	105	85	13	12
173136	KN 21 E	105	85	16	15
173137	KN 21 E	105	90	8.5	7.5
158187	KNA 23 E	105	94	9	8
172976	KNA 23 E	107.95	88.9	13.48	12.7
27195	KN 21 E	110	80	16	15
26609	KN 21 E	110	85	13	12
173138	KN 21 E	110	85	16	15
27204	KN 21 E	110	90	11	10
63146	KN 21 E	110	90	14	13
73582	KNA 23 E	110	90	16	15
173139	KN 21 E	110	90	16	15
61109	KN 21 E	110	95	8.5	7.5
173140	KN 21 E	110	95	10	9
173141	KN 21 E	110	100	6	5
60120	KNA 23 E	114.3	88.9	17.47	15.87
43047	KNA 23 E	114.3	103.98	7.54	5.85
26334	KN 21 E	115	90	16	15
173292	KN 21 E	115	95	16	15
27205	KN 21 E	120	90	16	15
26336	KN 21 E	120	95	16	15
173142	KN 21 E	120	100	11	10
173143	KN 21 E	120	100	13	12
173293	KN 21 E	120	100	16	15
172978	KNA 23 E	120	105	11	10
61464	KNA 23 E	120.65	95.25	17.47	15.87
172979	KNA 23 E	123.82	111.12	10.31	9.52

KNA 23/KN 21
Sizes

Item No.	Code	D	d	L	H
79360	KN 21 E	124	110	9	8
173294	KN 21 E	125	95	16	15
27214	KN 21 E	125	100	13	12
173295	KN 21 E	125	100	16	15
73603	KNA 23 E	125	105	13	12
73605	KNA 23 E	125	105	17	16
174317	KNA 23 E	125	110	11	10
73608	KNA 23 E	125	115	8.2	7.2
172977	KNA 23 E	127	101.6	17.47	15.87
173296	KN 21 E	130	100	19	18
79549	KN 21 E	130	105	13	12
117555	KNA 23 E	130	110	16	15
172980	KNA 23 E	130.17	117.5	10.31	9.52
133110	KN 21 E	132	120	15	14
27221	KN 21 E	135	110	13	12
173298	KN 21 E	135	110	19	18
173299	KN 21 E	135	115	16	15
61115	KN 21 E	135	120	8.5	7.5
110249	KN 21 E	140	100	21	20
27222	KN 21 E	140	110	16	15
173300	KN 21 E	140	110	19	18
173301	KN 21 E	140	115	19	18
27226	KN 21 E	140	120	11	10
117169	KNA 23 E	140	120	11	10
173302	KN 21 E	140	120	15	14
73618	KNA 23 E	140	120	17	16
173303	KN 21 E	140	125	8.5	7.5
79353	KN 21 E	140	125	9	8
173304	KN 21 E	140	125	10	9
172981	KNA 23 E	140	125	11	10
75085	KNA 23 E	140	127.3	10.52	9.52
26340	KN 21 E	145	115	19	18
173305	KN 21 E	145	120	19	18
74342	KNA 23 E	146.05	137.9	7.5	6.6
172982	KNA 23 E	149.22	136.52	10.31	9.52
173306	KN 21 E	150	120	16	15
173307	KN 21 E	150	125	19	18
27233	KN 21 E	150	130	15	14
20628	KN 21 E	150	130	16	15
84301	KN 21 E	150	135	11	10
61472	KNA 23 E	152.4	127	17.47	15.87
107808	KNA 23 E	152.4	139.7	7.14	6.35
90400	KN 21 E	154	125	21	20
173308	KN 21 E	155	125	16	15
173309	KN 21 E	155	125	19	18
108671	KN 21 E	155	125	23	22
79345	KN 21 E	158	145	9	8
173310	KN 21 E	160	130	16	15
173311	KN 21 E	160	130	19	18
73635	KNA 23 E	160	130	26	25
173312	KN 21 E	160	140	9	8
174318	KNA 23 E	160	140	15	14
27028	KNA 23 E	160	140	16	15
172983	KNA 23 E	160	145	11	10
90249	KN 21 E	165	135	16	15

KNA 23/KN 21

Sizes



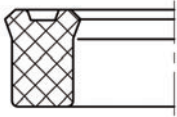
Item No.	Code	D	d	L	H
38005	KN 21 E	170	140	16	15
82612	KNA 23 E	170	140	19	18
173313	KN 21 E	170	145	19	18
74444	KN 21 E	171.45	152.4	10.31	9.52
173314	KN 21 E	175	145	19	18
123947	KN 21 E	177.8	146.05	14.3	12.7
27239	KN 21 E	180	150	16	15
173315	KN 21 E	180	150	16	15
173316	KN 21 E	180	150	19	18
134350	KN 21 E	180	155	19	18
73655	KNA 23 E	180	160	13	12
61479	KNA 23 E	180	160	15	14
173317	KN 21 E	180	160	16	15
63437	KN 21 E	180	165	10	9
117595	KN 21 E	184.15	152.4	14.3	12.7
68160	KNA 23 E	184.15	165.1	12.7	11.11
27240	KN 21 E	190	160	16	15
173318	KN 21 E	190	160	23	22
172984	KNA 23 E	190.5	158.75	20.65	19.05
61482	KNA 23 E	196.85	165.1	20.65	19.05
16452	KN 21 E	200	160	21	20
173319	KN 21 E	200	170	16	15
173320	KN 21 E	200	170	23	22
121455	KN 21 E	200	180	11	10
172985	KNA 23 E	200	180	15	14
27244	KN 21 E	200	180	16	15
173321	KN 21 E	210	180	23	22
89694	KN 21 E	210	190	16	15
172986	KNA 23 E	222.25	190.5	20.65	19.05
173322	KN 21 E	230	200	16	15
78284	KN 21 E	230	200	16.5	15.5
173323	KN 21 E	230	200	23	22
27251	KN 21 E	240	200	21	20
125095	KN 21 E	240	210	16	15
115774	KNA 23 E	240	220	15	14
172987	KNA 23 E	247.65	215.9	20.65	19.05
134351	KN 21 E	250	210	19	18
173324	KN 21 E	250	220	21	20
27254	KN 21 E	250	220	23	22
173325	KN 21 E	250	225	19	18
149647	KNA 23 E	250	228	13	12
63441	KN 21 E	250	230	13	12
49497	KNA 23 E	250	230	15	14
61495	KNA 23 E	254	234.95	13.48	12.7
143339	KN 21 E	260	220	26	25
173326	KN 21 E	260	230	23	22
74015	KN 21 E	270	250	16	15
75957	KN 21 E	270	255	11	10
89693	KN 21 E	275	250	13	12
121454	KN 21 E	280	240	21.5	20.5
27644	KN 21 E	285	255	21	20
27262	KN 21 E	290	250	21	20
27264	KN 21 E	300	260	21	20
121378	KN 21 E	300	270	16	15
173327	KN 21 E	300	270	23	22

KNA 23/KN 21**Sizes**

Item No.	Code	D	d	L	H
47150	KN 21 E	300	280	15	14
77426	KN 21 E	300	290	15	14
173328	KN 21 E	310	280	16	15
27266	KN 21 E	310	280	23	22
78471	KNA 23 E	310	289.4	13	12
72915	KN 21 E	315	290	25	24
27650	KN 21 E	325	300	21	20
173329	KN 21 E	340	300	21	20
156463	KNA 23 E	350	300	28	27
173330	KN 21 E	350	320	16	15
121402	KN 21 E	350	320	17	16
173331	KN 21 E	350	320	23	22
47158	KN 21 E	355	342	23	22
27274	KN 21 E	360	320	21	20
77887	KNA 23 E	360	320	33	32
73743	KNA 23 E	360	330	21	20
74443	KN 21 E	365	341	13	12
27275	KN 21 E	380	340	21	20
77157	KN 21 E	385	355	19	18
74004	KN 21 E	390	360	23	22
69366	KNA 23 E	390	365	15	14
27278	KN 21 E	400	360	31	30
72914	KN 21 E	400	370	23	22
73139	KN 21 E	400	370	25	24
126962	KN 21 E	430	400	23	22
135104	KN 21 E	440	400	21	20
27640	KN 21 E	450	420	21	20
108670	KN 21 E	450	420	23	22
90438	KN 21 E	450	420	26	25
82190	KN 21 E	470	445	14	13
125196	KN 21 E	480	450	16	15
27280	KN 21 E	500	450	26	25
74005	KN 21 E	500	460	29	28
77888	KNA 23 E	500	460	33	32
120943	KNA 23 E	502	482	19	18
127551	KN 21 E	528	480	31	30
79683	KN 21 E	530	500	26	25
26215	KN 21 E	540	500	21	20
77889	KNA 23 E	560	520	33	32
117996	KN 21 E	570	530	21	20
150063	KNA 23 E	575	555	13	12
152874	KN 21 E	580	540	21	20
130445	KNA 23 E	600	550	25.5	24.5
16407	KN 21 E	600	550	26	25
121376	KN 21 E	600	570	16	15
78283	KN 21 E	600	570	16.5	15.5
127322	KN 21 E	630	580	26	25
127323	KN 21 E	630	580	36	35
121377	KN 21 E	680	650	16	15
76642	KN 21 E	736	700	22	21
124882	KN 21 E	736.6	685.8	39.68	38.1
150268	KN 21 E	750	710	42	40
77158	KN 21 E	750	720	19	18
155621	KN 21 E	775	725	26	25
76641	KN 21 E	916	880	22	21







KN 36

Description

Product group	Piston seal
Design	N symmetrical u-ring
Profile no.	36
Specification	E suitable for one- sided pressure load
Seal material	TPU 95 3401

Operational application limits

Pressure (MPa):	≤40
Temperature (°C):	-40 to +100
Running speed (m/s):	≤0.5

Media

Hydraulic oils acc. to DIN 51524
Part 1 – 3, lubricating oils, mineral oil
based lubricating greases, highly non-
flammable hydraulic fluids HFA, HFB,
HFC acc. to VDMA 24317

Function

The KN 36 u-ring has a compact
design which functions well in low
pressure areas and attains a
particularly long service life. The
compact seal KN 36 has a symmetrical
design which allows it to be used as a
piston seal and as a rod seal.

Installation

The KN 36 can be installed in cut
grooves starting from an inner diameter
of 25 mm with the use of suitable
installation tools. With smaller
diameters or larger profile widths,
we recommend axially accessible
installation housings.

Remarks

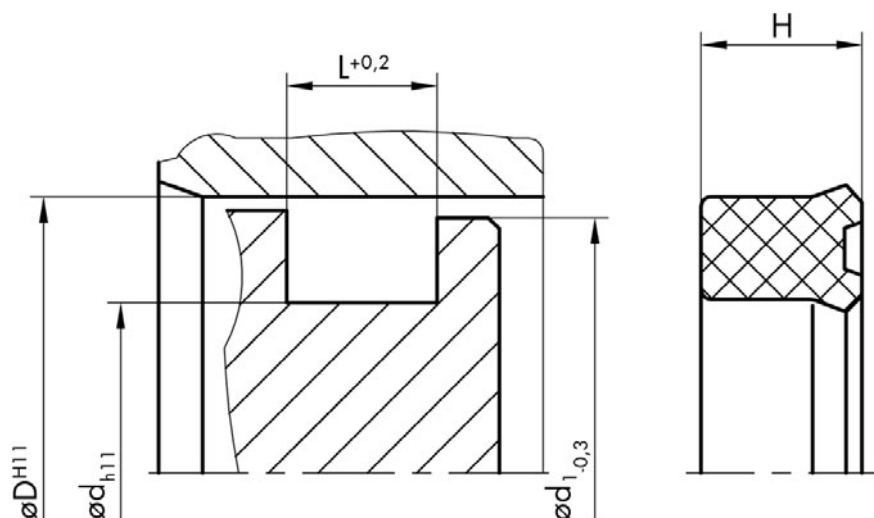
The KN 36 seal is also designed for
installation housings conforming to
ISO 5597. It is primarily used in
ground conveyors, agricultural and
injection moulding machines as well
as in cylinders for mobile hydraulic
platforms and steering cylinders.

Order code

Please include our item numbers in
your order. Should you require non-
standard dimensions, materials or
material combinations, please use the
order code on page 12.

Any seal. Any time.

All the items in our standard programme
(marked red) are standard stock items.
For all other items, please check the
availability at www.dichtomatik.de.

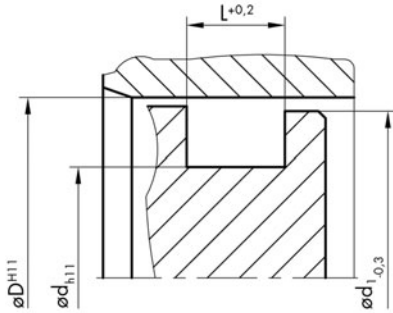


KN 36**Sizes**

Item No.	Code	D	d	L	H
168316	KN 36 E	14	6	6.3	5.7
168319	KN 36 E	16	8	6.3	5.7
168309	KN 36 E	18	8	8.5	8
168314	KN 36 E	18	10	6.3	5.5
168320	KN 36 E	18	10	6.3	5.7
168321	KN 36 E	18	12	5	4.5
168322	KN 36 E	20	12	6.3	5.5
168311	KN 36 E	20	12	6.3	5.8
168317	KN 36 E	21	14	5.6	5
168335	KN 36 E	22	14	6.3	5.5
168337	KN 36 E	22	16	4.5	4
168325	KN 36 E	22.7	16	5	4
168340	KN 36 E	24	16	7	6
168342	KN 36 E	25	18	5.7	5.1
24306	KN 36 E	25	20	3.5	3
168346	KN 36 E	25	20	4.5	4
65482	KN 36 E	25	20	4	3.7
168349	KN 36 E	26	18	7	6
168315	KN 36 E	26	20	5.8	5
168352	KN 36 E	26	20	6	5.5
168354	KN 36 E	27	20	6.5	5.7
168356	KN 36 E	27	21	5	4
168358	KN 36 E	28	18	6.3	5.8
168360	KN 36 E	28	18	8	7
168361	KN 36 E	28	20	6.3	5.8
168362	KN 36 E	28	20	7	6
168364	KN 36 E	28	20	8	7
168339	KN 36 E	28	22	5.3	4.5
168366	KN 36 E	28	22	5.5	5
168368	KN 36 E	29	22	5.6	5
168370	KN 36 E	30	20	8	7.2
168372	KN 36 E	30	20	9	8
168374	KN 36 E	30	20	11	10
168375	KN 36 E	30	22	7	6
168376	KN 36 E	30	22	8	7
168377	KN 36 E	30	24	9	8
168381	KN 36 E	32	22	8	7
168382	KN 36 E	32	22	9	8
168383	KN 36 E	32	24	7	6
168385	KN 36 E	32	25	5	4
168386	KN 36 E	33	25	6.3	5.8
168387	KN 36 E	33	25	7	6
168388	KN 36 E	33	25	9	8
168390	KN 36 E	34	24	6.5	6
168392	KN 36 E	35	25	6	5
168394	KN 36 E	35	25	8	7
168396	KN 36 E	35	25	9	8
168398	KN 36 E	35	25	10	9
168400	KN 36 E	35	25	11	10
168402	KN 36 E	36	25	6	5
168403	KN 36 E	36	28	6.3	5.8
168404	KN 36 E	36	28	9	8
168406	KN 36 E	38	25	11	10
168408	KN 36 E	38	28	8	7
168410	KN 36 E	38	30	6.3	5.8

KN 36

Sizes



Item No.	Code	D	d	L	H
168412	KN 36 E	38	30	9	8
168348	KN 36 E	38.1	25.4	7.14	6.35
168413	KN 36 E	40	30	8	7
168415	KN 36 E	40	30	11	10
168418	KN 36 E	40	32	6.3	5.8
168419	KN 36 E	40	32	7	6
168420	KN 36 E	40	32	9	8
168422	KN 36 E	42	32	8	7
168423	KN 36 E	42	32	9	8
168425	KN 36 E	42	32	11	10
168426	KN 36 E	43	35	7	6
168428	KN 36 E	43	35	9	8
168429	KN 36 E	44	36	7	6
168430	KN 36 E	44	36	9	8
168379	KN 36 E	44.45	31.75	7.14	6.35
168431	KN 36 E	45	35	8	7
168433	KN 36 E	45	35	11	10
168438	KN 36 E	45	38	7	6
168441	KN 36 E	46	36	8	7
168443	KN 36 E	46	36	11	10
168444	KN 36 E	48	40	6.3	5.8
168445	KN 36 E	48	40	7	6
168446	KN 36 E	48	40	9	8
168448	KN 36 E	50	40	7	6
168450	KN 36 E	50	40	8	7
168451	KN 36 E	50	40	11	10
168453	KN 36 E	50	42	7	6
168456	KN 36 E	53	42	10	9
168458	KN 36 E	53	45	7	6
168459	KN 36 E	53	45	9	8
168461	KN 36 E	53	45	11	10
168463	KN 36 E	54	46	9	8
168464	KN 36 E	55	45	8	7
168466	KN 36 E	55	45	11	10
168439	KN 36 E	55	45	12	11
168471	KN 36 E	58	50	9	8
168472	KN 36 E	60	50	8	7
168454	KN 36 E	60	50	8.5	7.5
168473	KN 36 E	60	50	11	10
168476	KN 36 E	62	50	9	8
168478	KN 36 E	62	50	11	10
168479	KN 36 E	63	55	9	8
168482	KN 36 E	65	50	11	10
168484	KN 36 E	65	55	8	7.2
168485	KN 36 E	65	55	8.5	7.5
168486	KN 36 E	65	55	11	10
168488	KN 36 E	65	55	13	12
168490	KN 36 E	66	56	7.5	6.5
168493	KN 36 E	66	56	11	10
168468	KN 36 E	68	55	12	11
168494	KN 36 E	68	60	9	8
168495	KN 36 E	68	60	14	13
168474	KN 36 E	68	60	7	6
168499	KN 36 E	69	61	9	8
168470	KN 36 E	69.85	57.15	10.31	9.52

KN 36

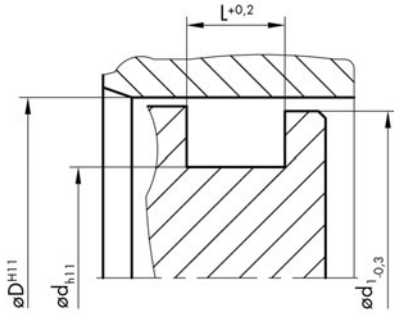
Item No.	Code	D	d	L	H
168500	KN 36 E	70	60	8	7.2
168501	KN 36 E	70	60	8	7
168506	KN 36 E	70	60	8.5	7.5
168508	KN 36 E	70	60	11	10
168510	KN 36 E	70	60	13	12
168513	KN 36 E	71	56	9.5	8.5
168514	KN 36 E	71	63	9	8
168515	KN 36 E	72	60	10	9
168516	KN 36 E	73	65	9	8
168480	KN 36 E	75	63	9.5	8.5
168380	KN 36 E	75	63	11	10
168519	KN 36 E	75	65	13	12
168497	KN 36 E	76	68	9	8
168520	KN 36 E	77	65	10	9
168522	KN 36 E	78	70	9	8
168524	KN 36 E	78	72	7	6.5
168525	KN 36 E	79	71	9	8
168489	KN 36 E	80	65	12.5	11.5
168529	KN 36 E	80	66	11	10.5
168512	KN 36 E	80	70	7.5	6.5
168531	KN 36 E	80	70	8	7
168533	KN 36 E	80	70	11	10
168535	KN 36 E	80	70	13	12
168536	KN 36 E	82	70	10	9
168538	KN 36 E	84	76	9	8
168540	KN 36 E	85	75	8	7.2
168542	KN 36 E	85	75	13	12
168543	KN 36 E	85.99	79.75	7.5	6.5
168545	KN 36 E	86	78	14	13
168548	KN 36 E	90	80	8	7.2
168551	KN 36 E	90	80	13	12
168554	KN 36 E	90	80	15	14
168558	KN 36 E	93	78	11.5	10.5
168562	KN 36 E	95	85	8	7
168527	KN 36 E	95.25	79.37	12.7	11.11
168564	KN 36 E	96	88	9	8
171187	KN 36 E	97	85	9.5	9
168569	KN 36 E	98	90	9	8
168571	KN 36 E	99	91	9	8
168573	KN 36 E	100	90	7.5	6.5
168560	KN 36 E	102	94	14	13
168575	KN 36 E	105	97	14	13
168576	KN 36 E	108	100	9	8
168579	KN 36 E	112	95	12.5	11.5
168581	KN 36 E	115	107	9	8
168577	KN 36 E	118	110	14	13
168582	KN 36 E	126	118	14	13
172569	KN 36 E	133	125	7.5	6.5
168584	KN 36 E	134	126	9	8
168586	KN 36 E	135	120	16	15.5
168589	KN 36 E	151	143	14	13
168591	KN 36 E	153	145	9	8
168588	KN 36 E	155.5	140	6.7	5.8
172533	KN 36 E	160	150	13.5	12.5
172532	KN 36 E	190	180	13.5	12.5

KN 36

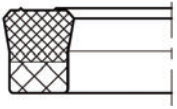
Item No.	Code	D	d	L	H
----------	------	---	---	---	---

Sizes

61988	KN 36 E	239.2	230	8	7
-------	---------	-------	-----	---	---







KN 05

Description

Product group	Piston seal
Design	N symmetrical u-ring
Profile no.	05
Specification	E suitable for one- sided pressure load

Materials:

Seal material	NBR 80 3002
Seal back	NBR fabric NBR F 90 3005

Operational application limits

Pressure (MPa):	≤20
Temperature (°C):	-30 to +100
Running speed (m/s):	≤0.5

Media

Hydraulic oils acc. to DIN 51524
Part 1 – 3, lubricating oils, mineral oil
based lubricating greases, highly non-
flammable hydraulic fluids HFA, HFB,
HFC acc. to VDMA 24317

Function

The KN 05 u-ring has a compact
design which guarantees good sealing
in low pressure areas. The KN 05
compact seal is a single-acting seal
with a symmetrical profile which
enables its use as a piston seal as well
as a rod seal.

Installation

We generally recommend axially
accessible installation housings.

Remarks

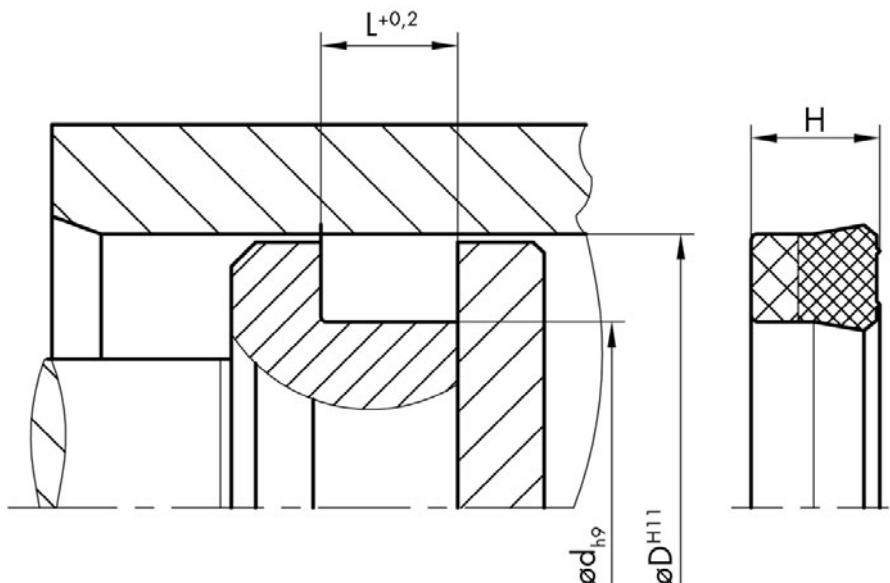
The KN 05 requires relatively small in-
stallation housings. Due to its compact
fabric back, intrusion into the extrusion
gap is prevented.

Order code

Please include our item numbers in
your order. Should you require non-
standard dimensions, materials or
material combinations, please use the
order code on page 12.

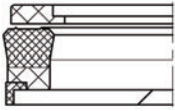
Any seal. Any time.

All the items in our standard programme
(marked red) are standard stock items.
For all other items, please check the
availability at www.dichtomatik.de.



KN 05**Sizes**

Item No.	Code	D	d	L	H
173715	KN 05 E	17	10	6.3	6
173717	KN 05 E	22	14	6.3	6
173718	KN 05 E	23	15	6.3	6
173719	KN 05 E	27	20	6.5	6.2
173720	KN 05 E	28	20	6.3	6
173721	KN 05 E	28	20	7	6.7
173722	KN 05 E	30	22	6.5	6.2
173748	KN 05 E	32	20	10	9.7
173750	KN 05 E	32	22	6	5.7
173752	KN 05 E	32	22	10	9.7
173723	KN 05 E	38	30	6	5.7
173724	KN 05 E	40	30	7	6.7
173725	KN 05 E	40	30	7.5	7.2
173754	KN 05 E	40	32	5.5	5.2
173756	KN 05 E	40	32	6	5.7
173726	KN 05 E	43	35	6	5.7
173727	KN 05 E	44	36	6.3	6
173728	KN 05 E	50	40	7	6.7
173758	KN 05 E	50	42	6	5.7
173729	KN 05 E	55	45	8	7.7
173730	KN 05 E	57	45	9.5	9.2
173760	KN 05 E	60	40	10	9.7
173762	KN 05 E	60	45	12	11.7
173731	KN 05 E	60	48	10	9.7
173764	KN 05 E	60	48	10.5	10.2
173766	KN 05 E	60	50	10	9.7
173732	KN 05 E	70	60	7.5	7.2
173733	KN 05 E	72	60	9.5	9.2
173734	KN 05 E	80	70	7.5	7.2
173735	KN 05 E	82	70	9	8.7
173736	KN 05 E	85	70	8	7.7
173768	KN 05 E	85	75	7.5	7.2
173737	KN 05 E	87	75	9.3	9
173738	KN 05 E	92	80	9	8.7
173739	KN 05 E	96	80	10	9.7
173770	KN 05 E	100	80	14	13.7
174291	KN 05 E	110	90	12.5	12.2
173740	KN 05 E	115	100	12	11.7
173741	KN 05 E	120	100	14	13.7
173742	KN 05 E	125	110	12	11.7
173743	KN 05 E	130	110	12	11.7



KNA 16

Description

Product group	Piston seal
Design	NA asymmetrical u-ring with outer main sealing lip
Profile no.	16
Specification	E suitable for one-sided pressure load
Model	STFAH back-up ring with integrated outer guide element and retaining ring
Seal material	NBR 80 3002
Seal back	NBR fabric NBR F 90 3005
Back-up and guide element	POM
Retaining ring	POM

Operational application limits

Pressure (MPa):	≤50
Temperature (°C):	-30 to +100
Running speed (m/s):	≤0.5

Media

Hydraulic oils acc. to DIN 51524 Part 1 – 3, lubricating oils, mineral oil based lubricating greases, highly non-flammable hydraulic fluids HFA, HFB, HFC acc. to VDMA 24317

Function

The KNA 16 u-ring has a compact design which guarantees good sealing in low pressure areas. The KNA 16 compact seal is a single-acting seal combined with a back-up ring and guide element on the side facing away from the pressure and a retaining ring for the axial limitation of the installation housing on the side facing the pressure.

Installation

The enclosed retaining ring serves as security for the seal on the side facing the pressure and allows for a deformation-free installation of the complete sealing system on the piston.

Remarks

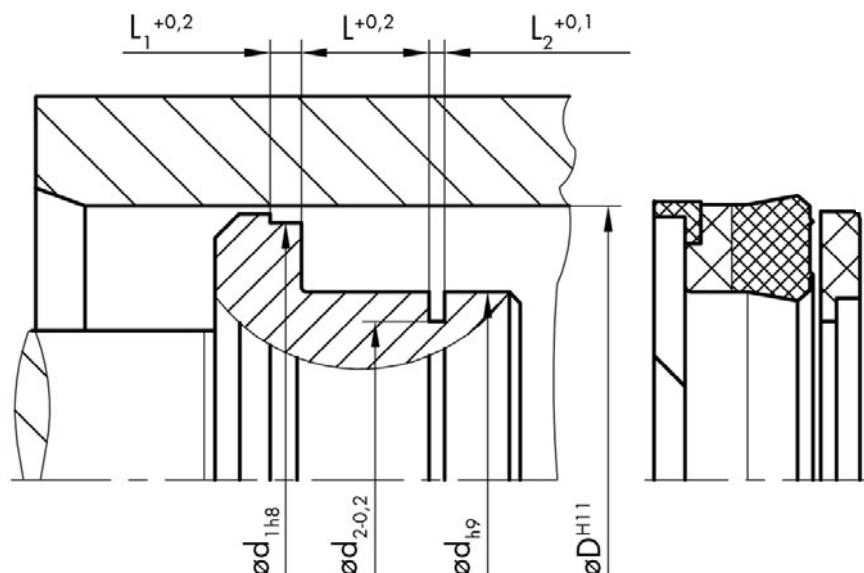
The advantage of the KNA 16 piston seal lies in the limited space requirement and its high resistance to gap extrusion.

Order code

Please include our item numbers in your order. Should you require non-standard dimensions, materials or material combinations, please use the order code on page 12.

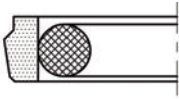
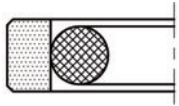
Any seal. Any time.

All the items in our standard programme (marked red) are standard stock items. For all other items, please check the availability at www.dichtomatik.de.



KNA 16**Sizes**

Art.-No.	Code	D	d	L	L ₁	L ₂	d ₁	d ₂
173483	KNA 16 E STFAH	32	20	10	6.35	3.1	28.5	15.8
173484	KNA 16 E STFAH	35	22	10	6.35	3.1	31.4	17.8
173485	KNA 16 E STFAH	38	25	10	6.35	3.1	34.45	20.8
173486	KNA 16 E STFAH	40	26	9.4	6.35	3.1	35.4	21.6
173487	KNA 16 E STFAH	45	30	9.5	6.35	3.1	40.4	25.8
173488	KNA 16 E STFAH	45	35	8.5	6.35	3.1	42	30.8
173489	KNA 16 E STFAH	50	30	14.5	6.35	3.35	44.3	25.8
173490	KNA 16 E STFAH	55	40	11	6.35	3.1	50.4	35.8
173491	KNA 16 E STFAH	60	40	14.5	6.35	3.35	54.16	36.1
173492	KNA 16 E STFAH	63	45	11	6.35	3.1	58.4	40.84
173493	KNA 16 E STFAH	63.5	47.62	9.52	6.35	3.1	58.9	41.34
173494	KNA 16 E STFAH	65	45	14	6.35	3.35	59.3	40.6
173495	KNA 16 E STFAH	65	50	10.5	6.35	3.1	60.4	45.6
173496	KNA 16 E STFAH	70	50	14.5	6.35	3.35	64.2	45.84
173497	KNA 16 E STFAH	75	55	14.5	6.35	3.35	69.2	50.6
173498	KNA 16 E STFAH	80	60	14.5	6.35	3.35	74.3	55.8
173499	KNA 16 E STFAH	85	70	12	6.35	3.1	80.3	65.6
173500	KNA 16 E STFAH	90	70	14.5	6.35	3.35	84.15	66.1
173501	KNA 16 E STFAH	95	75	14.5	6.35	3.2	89.15	71
173502	KNA 16 E STFAH	100	80	14.5	6.35	3.35	94.15	75.84
173503	KNA 16 E STFAH	104.5	85	13	6.35	3.35	98.8	81.1
173504	KNA 16 E STFAH	105	85	14	6.35	3.35	99.42	80.6
173505	KNA 16 E STFAH	110	90	13	6.35	3.1	104.15	85.9
173506	KNA 16 E STFAH	115	95	14.5	6.35	3.35	109.9	90.5
173507	KNA 16 E STFAH	120	100	12.5	6.35	3.35	114.1	95.6
173508	KNA 16 E STFAH	125	105	12.5	6.35	3.35	119.15	101
173509	KNA 16 E STFAH	130	110	12	6.35	3.35	123.24	105.6
173510	KNA 16 E STFAH	150	125	14	6.35	3.35	143	120.6
173511	KNA 16 E STFAH	160	140	14	6.35	3.2	154.3	136
173512	KNA 16 E STFAH	200	180	14	6.35	3.1	194	175.6



KPOR 30/KPOR 31

Description

Product group	Piston seal
Design	POR PTFE seal with an o-ring energising element
Profil no.	30/31
Specification	Z suitable for two-sided pressure load (30) E suitable for one-sided pressure load (31)
Seal material	PTFE 00 9807
O-ring material	NBR 70 0100

Operational application limits

Pressure (MPa):	≤40
Temperature (°C):	-30 to +100
Running speed (m/s):	≤15

Media

Hydraulic oils acc. to DIN 51524 Part 1 – 3, lubricating oils, mineral oil based lubricating greases, highly non-flammable hydraulic fluids HFA, HFB, HFC acc. to VDMA 24317

Function

The KPOR seals consist of a PTFE sealing element which is energised by an o-ring. This results in an exceptionally good sealing function under high loads and good static sealing performance. While the KPOR 30 design is a double acting piston seal, the KPOR 31 is a single-acting piston seal.

Installation

For small diameters, axially accessible installation housing is required. For larger pistons, the seals can be installed in closed installation housings. Subsequent calibration is necessary. (see: Installation section on page 9)

Remarks

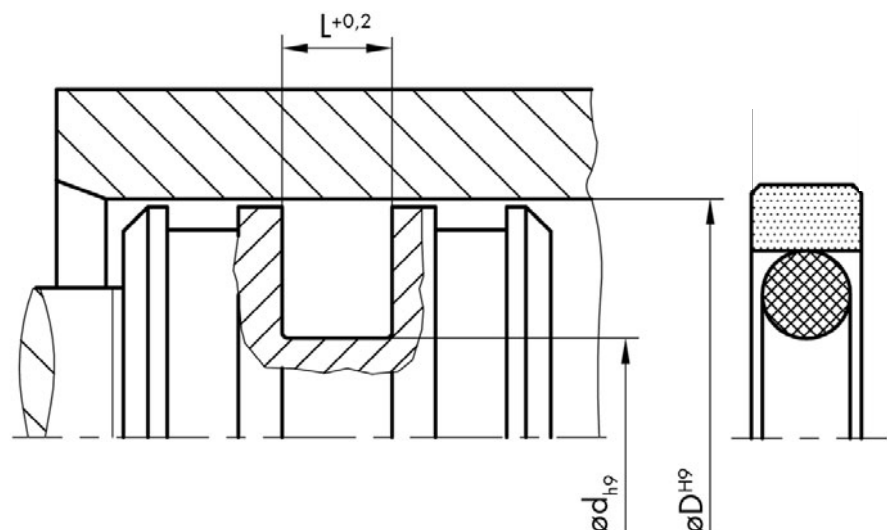
The standard for this design is a PTFE-Bronze/NBR 70 combination. Depending on the area of application, other materials such as PTFE-Glass, PTFE-Graphite and PTFE-Carbon for the seal element and EPDM, FKM, VMQ etc. for the energising element are available. Sufficient guiding of the piston using suitable guide elements is necessary.

Order code

Please include our item numbers in your order. Should you require non-standard dimensions, materials or material combinations, please use the order code on page 12.

Any seal. Any time.

All the items in our standard programme (marked red) are standard stock items. For all other items, please check the availability at www.dichtomatik.de.



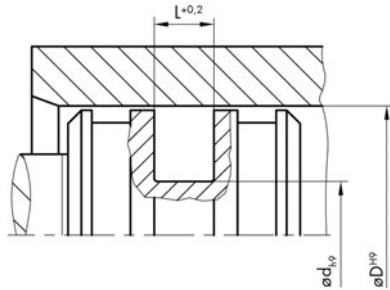
KPOR 30/KPOR 31

Sizes

Item No.	Code	D	d	L
76656	KPOR 30 Z	8	3.1	2.2
76894	KPOR 31 E	8	3.1	2.2
76657	KPOR 30 Z	10	5.1	2.2
76895	KPOR 31 E	10	5.1	2.2
108028	KPOR 30 Z	11	6.1	2.2
76658	KPOR 30 Z	12	7.1	2.2
22257	KPOR 31 E	12	7.1	2.2
151285	KPOR 31 E	12.5	7.6	2.2
77334	KPOR 30 Z	14	9.1	2.2
133720	KPOR 31 E	14	9.1	2.2
76659	KPOR 30 Z	15	7.5	3.2
76896	KPOR 31 E	15	10.1	2.2
76660	KPOR 30 Z	16	8.5	3.2
89835	KPOR 30 Z	16	11.1	2.2
151	KPOR 31 E	16	11.1	2.2
133969	KPOR 30 Z	17	12.1	2.2
76661	KPOR 30 Z	18	10.5	3.2
76897	KPOR 31 E	18	10.7	3.2
90336	KPOR 30 Z	19.05	11.55	3.2
76334	KPOR 30 Z	20	12.5	3.2
76898	KPOR 31 E	20	12.7	3.2
95504	KPOR 30 Z	20	15.1	2.2
115889	KPOR 31 E	20	15.1	2.2
76662	KPOR 30 Z	22	14.5	3.2
76899	KPOR 31 E	22	14.7	3.2
83331	KPOR 31 E	22	17.1	2.2
76663	KPOR 30 Z	24	16.5	3.2
172376	KPOR 31 E	25	14.3	4.2
75297	KPOR 30 Z	25	17.5	3.2
76900	KPOR 31 E	25	17.7	3.2
81028	KPOR 30 Z	25	20.1	2.2
75311	KPOR 31 E	25	20.1	2.2
76664	KPOR 30 Z	25.4	17.9	3.2
81938	KPOR 30 Z	27	19.5	3.2
46894	KPOR 30 Z	28	17	4.2
76902	KPOR 31 E	28	17.3	4.2
76665	KPOR 30 Z	28	20.5	3.2
84430	KPOR 31 E	28	20.7	3.2
90467	KPOR 30 Z	28	23.1	2.2
173682	KPOR 30 Z	28.5	21	3.2
108038	KPOR 30 Z	28.5	23.6	2.2
90060	KPOR 30 Z	28.58	21.08	3.2
79393	KPOR 31 E	30	19.3	3.2
76904	KPOR 31 E	30	19.3	4.2
90283	KPOR 30 Z	30	22	3.8
126	KPOR 30 Z	30	22.5	3.2
121349	KPOR 31 E	30	22.7	3.2
76905	KPOR 31 E	31.7	21	4.2
76667	KPOR 30 Z	31.7	24.2	3.2
132595	KPOR 30 Z	32	21	4.2
76906	KPOR 31 E	32	21.3	4.2
76668	KPOR 30 Z	32	24.5	3.2
80788	KPOR 31 E	32	24.7	3.2
92998	KPOR 30 Z	32	27.1	2.2
84415	KPOR 30 Z	34	26.5	3.2

KPOR 30/KPOR 31

Sizes



Item No.	Code	D	d	L
76637	KPOR 31 E	35	24.3	4.2
76669	KPOR 30 Z	35	27.5	3.2
76670	KPOR 30 Z	36	28.5	3.2
76671	KPOR 30 Z	38	30.5	3.2
76672	KPOR 30 Z	39	31.5	3.2
78421	KPOR 30 Z	40	26.3	5.7
76673	KPOR 30 Z	40	29	4.2
76913	KPOR 31 E	40	29.3	4.2
46549	KPOR 30 Z	40	32.5	3.2
115900	KPOR 31 E	40	32.7	3.2
76674	KPOR 30 Z	42	31	4.2
76914	KPOR 31 E	42	31.3	4.2
92811	KPOR 30 Z	44	33	4.2
173684	KPOR 30 Z	44.5	33.5	4.2
75940	KPOR 30 Z	45	34	4.2
76916	KPOR 31 E	45	34.3	4.2
75312	KPOR 31 E	45	37.5	3.2
76676	KPOR 30 Z	48	37	4.2
76917	KPOR 31 E	48	37.3	4.2
133688	KPOR 30 Z	49	38	4.2
93278	KPOR 30 Z	50	34.5	6.3
172388	KPOR 31 E	50	34.9	6.3
76628	KPOR 30 Z	50	39	4.2
76918	KPOR 31 E	50	39.3	4.2
143843	KPOR 31 E	50	42.7	3.2
76677	KPOR 30 Z	50.8	39.8	4.2
76678	KPOR 30 Z	52	41	4.2
76920	KPOR 31 E	52	41.3	4.2
85373	KPOR 30 Z	52	44.5	3.2
41757	KPOR 30 Z	54	43	4.2
93277	KPOR 30 Z	55	39.5	6.3
76679	KPOR 30 Z	55	44	4.2
76921	KPOR 31 E	55	44.3	4.2
77117	KPOR 30 Z	56	45	4.2
76680	KPOR 30 Z	57.1	46.1	4.2
135131	KPOR 30 Z	58	47	4.2
83148	KPOR 30 Z	60	44.5	6.3
76923	KPOR 31 E	60	44.9	6.3
76681	KPOR 30 Z	60	49	4.2
90021	KPOR 31 E	60	49.3	4.2
80159	KPOR 30 Z	62	51	4.2
93279	KPOR 30 Z	63	47.5	6.3
76924	KPOR 31 E	63	47.9	6.3
130599	KPOR 30 Z	63	48	7.5
76682	KPOR 30 Z	63	52	4.2
172389	KPOR 31 E	63	52.3	4.2
76683	KPOR 30 Z	63.5	52.5	4.2
107935	KPOR 30 Z	63.5	56	3.2
125899	KPOR 30 Z	64	48.5	6.3
76926	KPOR 31 E	64	48.9	6.3
76684	KPOR 30 Z	64	53	4.2
76927	KPOR 31 E	65	49.9	6.3
76685	KPOR 30 Z	65	54	4.2
130691	KPOR 31 E	65	54.3	4.2
157195	KPOR 30 Z	65	57.5	3.2

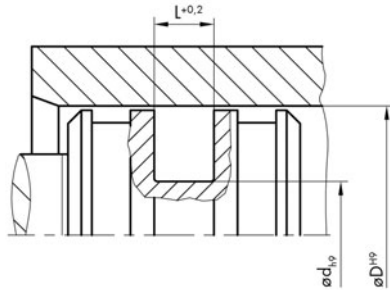
KPOR 30/KPOR 31

Sizes

Item No.	Code	D	d	L
173686	KPOR 30 Z	69.8	58.8	4.2
161	KPOR 30 Z	70	54.5	6.3
76929	KPOR 31 E	70	54.9	6.3
150454	KPOR 30 Z	70	57.5	5.6
75938	KPOR 30 Z	70	59	4.2
78119	KPOR 31 E	70	59.3	4.2
129795	KPOR 30 Z	72	61	4.2
76689	KPOR 30 Z	75	59.5	6.3
76930	KPOR 31 E	75	59.9	6.3
76687	KPOR 30 Z	75	64	4.2
117833	KPOR 30 Z	75	67.5	3.2
76688	KPOR 30 Z	76.2	65.2	4.2
83288	KPOR 30 Z	78	67	4.2
76690	KPOR 30 Z	80	59	8.1
172377	KPOR 31 E	80	59.5	8.1
75939	KPOR 30 Z	80	64.5	6.3
76932	KPOR 31 E	80	64.9	6.3
78213	KPOR 30 Z	80	69	4.2
80153	KPOR 30 Z	82	71	4.2
76691	KPOR 30 Z	82.5	67	6.3
76693	KPOR 30 Z	85	64	8.1
76692	KPOR 30 Z	85	69.5	6.3
76934	KPOR 31 E	85	69.9	6.3
81267	KPOR 30 Z	88	72.5	6.3
76696	KPOR 30 Z	90	69	8.1
76695	KPOR 30 Z	90	74.5	6.3
76936	KPOR 31 E	90	74.9	6.3
84206	KPOR 30 Z	90	78	6
122062	KPOR 30 Z	90	79	4.2
76698	KPOR 30 Z	95	74	8.1
76697	KPOR 30 Z	95	79.5	6.3
76937	KPOR 31 E	95	79.9	6.3
83402	KPOR 30 Z	95	84	4.2
81488	KPOR 31 E	97	81.9	6.3
76269	KPOR 30 Z	100	79	8.1
172378	KPOR 31 E	100	79.5	8.1
76699	KPOR 30 Z	100	84.5	6.3
76938	KPOR 31 E	100	84.9	6.3
115660	KPOR 30 Z	100	89	4.2
76700	KPOR 30 Z	101.6	86.1	6.3
76939	KPOR 31 E	101.6	86.5	6.3
76702	KPOR 30 Z	105	84	8.1
76701	KPOR 30 Z	105	89.5	6.3
76940	KPOR 31 E	105	89.9	6.3
76704	KPOR 30 Z	110	89	8.1
172379	KPOR 31 E	110	89	8.1
76703	KPOR 30 Z	110	94.5	6.3
76941	KPOR 31 E	110	94.9	6.3
73778	KPOR 30 Z	110	99	4.2
81645	KPOR 30 Z	112	96.5	6.3
173688	KPOR 30 Z	114.3	98.8	6.3
76707	KPOR 30 Z	115	94	8.1
76706	KPOR 30 Z	115	99.5	6.3
76943	KPOR 31 E	115	99.9	6.3

KPOR 30/KPOR 31

Sizes



Item No.	Code	D	d	L
76709	KPOR 30 Z	120	99	8.1
76708	KPOR 30 Z	120	104.5	6.3
76944	KPOR 31 E	120	104.9	6.3
152593	KPOR 31 E	120	109	4.2
90125	KPOR 30 Z	120	109	4.2
76711	KPOR 30 Z	125	104	8.1
76710	KPOR 30 Z	125	109.5	6.3
76945	KPOR 31 E	125	109.9	6.3
173690	KPOR 30 Z	125	114	4.2
76712	KPOR 30 Z	127	111.5	6.3
76714	KPOR 30 Z	130	109	8.1
172380	KPOR 31 E	130	109	8.1
76713	KPOR 30 Z	130	114.5	6.3
76947	KPOR 31 E	130	114.9	6.3
173692	KPOR 30 Z	132	111	8.1
173694	KPOR 30 Z	133	112	8.1
76717	KPOR 30 Z	135	114	8.1
172381	KPOR 31 E	135	114	8.1
75309	KPOR 30 Z	135	119.5	6.3
76950	KPOR 31 E	135	119.9	6.3
90780	KPOR 30 Z	138	117	8.1
76090	KPOR 30 Z	140	119	8.1
75298	KPOR 30 Z	140	124.5	6.3
76951	KPOR 31 E	140	124.9	6.3
76718	KPOR 30 Z	145	124	8.1
76719	KPOR 30 Z	150	129	8.1
172382	KPOR 31 E	150	129.5	8.1
76953	KPOR 31 E	150	134.9	6.3
133952	KPOR 30 Z	150	134.9	6.3
79456	KPOR 30 Z	152.4	131.4	8.1
156892	KPOR 30 Z	153	142	4.2
76721	KPOR 30 Z	155	134	8.1
76956	KPOR 31 E	155	139.9	6.3
76629	KPOR 30 Z	160	139	8.1
172383	KPOR 31 E	160	139.5	8.1
135107	KPOR 30 Z	160	144.5	5.8
4703	KPOR 30 Z	160	144.5	6.3
76957	KPOR 31 E	160	144.9	6.3
76722	KPOR 30 Z	165	144	8.1
122030	KPOR 30 Z	165	149.5	6.3
76958	KPOR 31 E	165	149.9	6.3
76092	KPOR 30 Z	170	149	8.1
89926	KPOR 30 Z	170	154.5	6.3
76959	KPOR 31 E	170	154.9	6.3
76723	KPOR 30 Z	175	154	8.1
116509	KPOR 30 Z	175	159.5	6.3
76960	KPOR 31 E	175	159.9	6.3
76093	KPOR 30 Z	180	159	8.1
172384	KPOR 31 E	180	159	8.1
90385	KPOR 30 Z	180	164.5	6.3
75290	KPOR 31 E	180	164.9	6.3
76724	KPOR 30 Z	190	169	8.1
172385	KPOR 31 E	190	169	8.1
90749	KPOR 30 Z	190	174.5	6.3
76961	KPOR 31 E	190	174.9	6.3

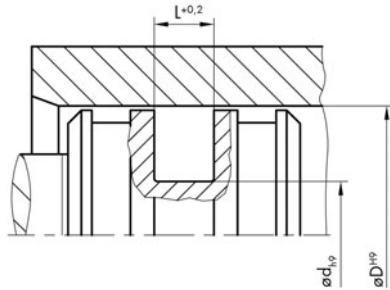
KPOR 30/KPOR 31

Sizes

Item No.	Code	D	d	L
159736	KPOR 31 E	195	179.9	6.3
76725	KPOR 30 Z	200	179	8.1
76962	KPOR 31 E	200	179.5	8.1
173696	KPOR 30 Z	200	184.5	6.3
172386	KPOR 31 E	200	184.9	6.3
76726	KPOR 30 Z	210	189	8.1
76963	KPOR 31 E	210	189.5	8.1
83404	KPOR 30 Z	210	194.5	6.3
46626	KPOR 30 Z	215	194	8.1
133384	KPOR 30 Z	220	195.5	8.1
76727	KPOR 30 Z	220	199	8.1
76964	KPOR 31 E	220	199.5	8.1
121451	KPOR 30 Z	220	204.5	6.3
118459	KPOR 30 Z	225	204	8.1
89684	KPOR 31 E	225	204.5	8.1
81578	KPOR 30 Z	228	217.3	4.2
76728	KPOR 30 Z	230	209	8.1
76965	KPOR 31 E	230	209.5	8.1
76729	KPOR 30 Z	240	219	8.1
76966	KPOR 31 E	240	219.5	8.1
116210	KPOR 30 Z	240	224.5	6.3
81577	KPOR 30 Z	240	229.3	4.2
46194	KPOR 31 E	243	222.5	8.1
143774	KPOR 30 Z	245	224	8.1
143585	KPOR 30 Z	250	225.5	8.1
76730	KPOR 30 Z	250	229	8.1
76967	KPOR 31 E	250	229.5	8.1
150490	KPOR 30 Z	255	239.5	6.3
76968	KPOR 31 E	260	236	8.1
76731	KPOR 30 Z	260	239	8.1
127354	KPOR 31 E	265	241	8.1
76969	KPOR 31 E	270	246	8.1
76732	KPOR 30 Z	270	249	8.1
76970	KPOR 31 E	280	256	8.1
76733	KPOR 30 Z	280	259	8.1
126554	KPOR 30 Z	280	264.5	6.3
159732	KPOR 30 Z	290	265.5	8.1
76971	KPOR 31 E	290	266	8.1
76734	KPOR 30 Z	290	269	8.1
125636	KPOR 30 Z	300	275.5	8.1
76972	KPOR 31 E	300	276	8.1
76735	KPOR 30 Z	300	279	8.1
93092	KPOR 30 Z	300	284.5	6.3
129821	KPOR 30 Z	310	285.5	8.1
76973	KPOR 31 E	310	286	8.1
76736	KPOR 30 Z	310	289	8.1
118635	KPOR 30 Z	320	295.5	8.1
76974	KPOR 31 E	320	295.5	8.1
76630	KPOR 30 Z	320	299	8.1
172387	KPOR 31 E	320	299.5	8.1
152313	KPOR 30 Z	320	309	4.2
76737	KPOR 30 Z	330	305.5	8.1
76975	KPOR 31 E	330	306	8.1
76738	KPOR 30 Z	340	315.5	8.1
76976	KPOR 31 E	340	316	8.1

KPOR 30/KPOR 31

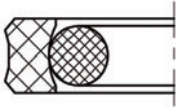
Sizes



Item No.	Code	D	d	L
127256	KPOR 30 Z	340	319	8.1
76739	KPOR 30 Z	350	325.5	8.1
76977	KPOR 31 E	350	326	8.1
153092	KPOR 31 E	355	331	8.1
76740	KPOR 30 Z	360	335.5	8.1
76978	KPOR 31 E	360	336	8.1
76741	KPOR 30 Z	370	345.5	8.1
76979	KPOR 31 E	370	346	8.1
125786	KPOR 30 Z	375	350.5	8.1
76742	KPOR 30 Z	380	355.5	8.1
76980	KPOR 31 E	380	356	8.1
132935	KPOR 31 E	384	360	8.1
76743	KPOR 30 Z	390	365.5	8.1
76981	KPOR 31 E	390	366	8.1
76744	KPOR 30 Z	400	375.5	8.1
76982	KPOR 31 E	400	376	8.1
76745	KPOR 30 Z	410	385.5	8.1
76983	KPOR 31 E	410	386	8.1
76746	KPOR 30 Z	420	395.5	8.1
76984	KPOR 31 E	420	396	8.1
132881	KPOR 30 Z	425	400.5	8.1
76747	KPOR 30 Z	430	405.5	8.1
76985	KPOR 31 E	430	406	8.1
76748	KPOR 30 Z	440	415.5	8.1
76986	KPOR 31 E	440	416	8.1
76749	KPOR 30 Z	450	425.5	8.1
76987	KPOR 31 E	450	426	8.1
76750	KPOR 30 Z	460	435.5	8.1
76989	KPOR 31 E	470	446	8.1
76752	KPOR 30 Z	480	455.5	8.1
76990	KPOR 31 E	480	456	8.1
151370	KPOR 30 Z	490	469	8.1
76754	KPOR 30 Z	500	475.5	8.1
76992	KPOR 31 E	500	476	8.1
76755	KPOR 30 Z	510	485.5	8.1
76756	KPOR 30 Z	520	495.5	8.1
74043	KPOR 30 Z	525	500.5	8.1
76757	KPOR 30 Z	530	505.5	8.1
159576	KPOR 30 Z	540	512	9.5
76758	KPOR 30 Z	540	515.5	8.1
76996	KPOR 31 E	540	516	8.1
125790	KPOR 30 Z	545	520.5	8.1
76759	KPOR 30 Z	550	525.5	8.1
76997	KPOR 31 E	550	526	8.1
76760	KPOR 30 Z	560	535.5	8.1
76999	KPOR 31 E	570	546	8.1
76762	KPOR 30 Z	580	555.5	8.1
76763	KPOR 30 Z	590	565.5	8.1
76770	KPOR 30 Z	600	575.5	8.1
77002	KPOR 31 E	600	576	8.1
66277	KPOR 30 Z	600	579	8.1
76771	KPOR 30 Z	610	585.5	8.1
77003	KPOR 31 E	610	586	8.1
76772	KPOR 30 Z	620	595.5	8.1
76773	KPOR 30 Z	630	605.5	8.1

KPOR 30/KPOR 31**Sizes**

Item No.	Code	D	d	L
77005	KPOR 31 E	630	606	8.1
76774	KPOR 30 Z	640	615.5	8.1
76775	KPOR 30 Z	650	625.5	8.1
76776	KPOR 30 Z	660	635.5	8.1
159340	KPOR 30 Z	680	652	9.5
133501	KPOR 30 Z	700	672	9.5
115171	KPOR 30 Z	710	682	9.5
117148	KPOR 30 Z	720	685	17.5
120527	KPOR 30 Z	740	712	9.5
155676	KPOR 30 Z	760	732	9.5
124827	KPOR 30 Z	770	742	9.5
126710	KPOR 30 Z	800	772	9.5
152494	KPOR 30 Z	850	822	9.5
134322	KPOR 30 Z	860	832	9.5
160138	KPOR 30 Z	920	892	9.5
162387	KPOR 30 Z	1250	1212	13.8



KPUOR 70

Description

Product group	Piston seal
Design	PUOR TPU seal with an o-ring energising element
Profile no.	70
Specification	Z suitable for two-sided pressure load
Seal material	TPU 95 3001
O-ring material	NBR 70 0100

Operational application limits

Pressure (MPa):	≤25
Temperature (°C):	-30 to +100
Running speed (m/s):	≤0.5

Media

Hydraulic oils acc. to DIN 51524 Part 1 – 3, lubricating oils, mineral oil based lubricating greases, highly non-flammable hydraulic fluids HFA, HFB, HFC acc. to VDMA 24317

Function

The double-acting KPUOR 70 seal consists of a TPU sealing element which is energised by an o-ring. This results in an exceptionally good sealing function with heavy loads and good static sealing performance. The sealing performance is significantly better due to the TPU material than with comparable PTFE seals.

Installation

This seal can generally be installed in cut grooves without calibration which makes the KPUOR 70 design very easy to install.

Remarks

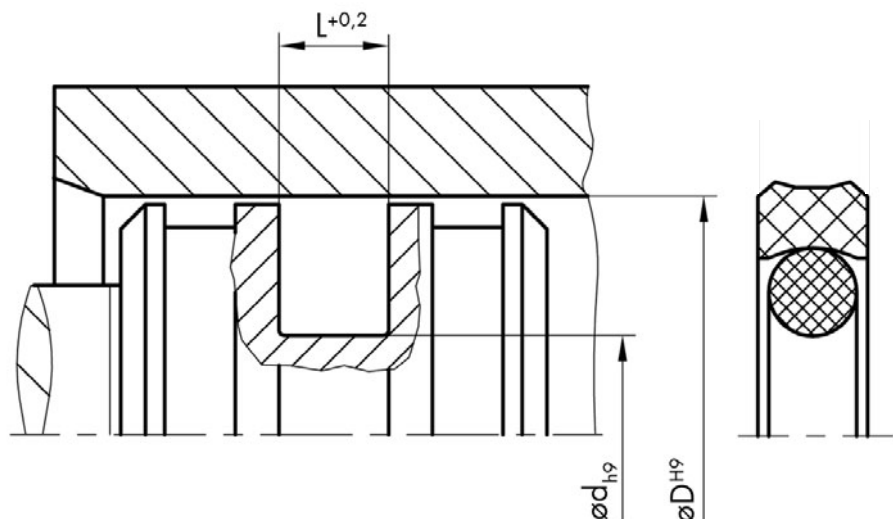
The KPUOR 70 design combines the robustness of TPU with the advantage of very small, installation friendly housings. For special applications, the hardness of the o-ring or the material can be changed. The seal is used particularly in agricultural machines, mobile hydraulic platforms, ground conveyors and standard cylinders.

Order code

Please include our item numbers in your order. Should you require non-standard dimensions, materials or material combinations, please use the order code on page 12.

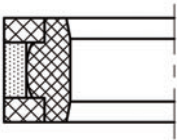
Any seal. Any time.

All the items in our standard programme (marked red) are standard stock items. For all other items, please check the availability at www.dichtomatik.de.



KPUOR 70

Item No.	Code	D	d	L
174092	KPUOR 70 Z	15	7.5	3.2
161246	KPUOR 70 Z	16	8.5	3.2
174093	KPUOR 70 Z	20	12.5	3.2
174094	KPUOR 70 Z	22	14.5	3.2
161231	KPUOR 70 Z	25	14	4.2
174095	KPUOR 70 Z	25	17.5	3.2
161232	KPUOR 70 Z	30	22.5	3.2
161233	KPUOR 70 Z	32	21	4.2
174096	KPUOR 70 Z	32	24.5	3.2
174097	KPUOR 70 Z	35	27.5	3.2
174098	KPUOR 70 Z	40	24.5	6.3
161234	KPUOR 70 Z	40	29	4.2
174099	KPUOR 70 Z	40	32.5	3.2
174100	KPUOR 70 Z	45	29.5	6.3
174101	KPUOR 70 Z	45	34	4.2
174102	KPUOR 70 Z	48	37	4.2
174103	KPUOR 70 Z	49	38	4.2
174104	KPUOR 70 Z	50	34.5	6.3
161235	KPUOR 70 Z	50	39	4.2
174105	KPUOR 70 Z	52	36.5	6.3
174106	KPUOR 70 Z	54	43	4.2
174107	KPUOR 70 Z	55	39.5	6.3
174108	KPUOR 70 Z	55	44	4.2
174109	KPUOR 70 Z	60	44.5	6.3
161236	KPUOR 70 Z	60	49	4.2
174110	KPUOR 70 Z	63	47.5	6.3
161237	KPUOR 70 Z	63	52	4.2
174111	KPUOR 70 Z	63.5	52.5	4.2
174112	KPUOR 70 Z	65	49.5	6.3
174113	KPUOR 70 Z	65	54	4.2
174114	KPUOR 70 Z	70	54.5	6.3
161238	KPUOR 70 Z	70	59	4.2
174115	KPUOR 70 Z	75	59.5	6.3
174116	KPUOR 70 Z	75	64	4.2
161239	KPUOR 70 Z	80	64.5	6.3
161240	KPUOR 70 Z	80	69	4.2
174117	KPUOR 70 Z	85	69.5	6.3
158782	KPUOR 70 Z	90	74.5	6.3
174118	KPUOR 70 Z	95	79.5	6.3
161241	KPUOR 70 Z	100	84.5	6.3
174119	KPUOR 70 Z	105	89.5	6.3
161242	KPUOR 70 Z	110	94.5	6.3
174120	KPUOR 70 Z	115	99.5	6.3
161243	KPUOR 70 Z	120	104.5	6.3
174121	KPUOR 70 Z	125	104	8.1
161244	KPUOR 70 Z	125	109.5	6.3
161245	KPUOR 70 Z	130	114.5	6.3
174122	KPUOR 70 Z	135	114	8.1
174123	KPUOR 70 Z	140	119	8.1
174124	KPUOR 70 Z	150	129	8.1
174125	KPUOR 70 Z	160	139	8.1
174126	KPUOR 70 Z	170	149	8.1
174127	KPUOR 70 Z	180	159	8.1
174128	KPUOR 70 Z	200	179	8.1
174129	KPUOR 70 Z	250	229	8.1



KK 71

Description

Product group	Piston seal
Design	K compact seal
Profile no.	71
Specification	Z suitable for two-sided pressure load
Model	STA outer back-up ring
Seal material	PTFE 00 3001
Energising element-material	NBR 80 3001
Back-up rings	PA

Operational application limits

Pressure (MPa):	≤40
Temperature (°C):	-30 to +100
Running speed (m/s):	≤1.5

Media

Hydraulic oils acc. to DIN 51524 Part 1 – 3, lubricating oils, mineral oil based lubricating greases, highly non-flammable hydraulic fluids HFA, HFB, HFC acc. to VDMA 24317

Function

The KK 71 compact seal is a double-acting seal, combined with back-up rings made of PA. The PTFE seal body has a very low friction coefficient which ensures smooth running. The integrated back-up rings help to prevent gap extrusion.

Installation

This seal can generally be installed with the use of suitable installation tools in cut grooves. Subsequent calibration is necessary.

Remarks

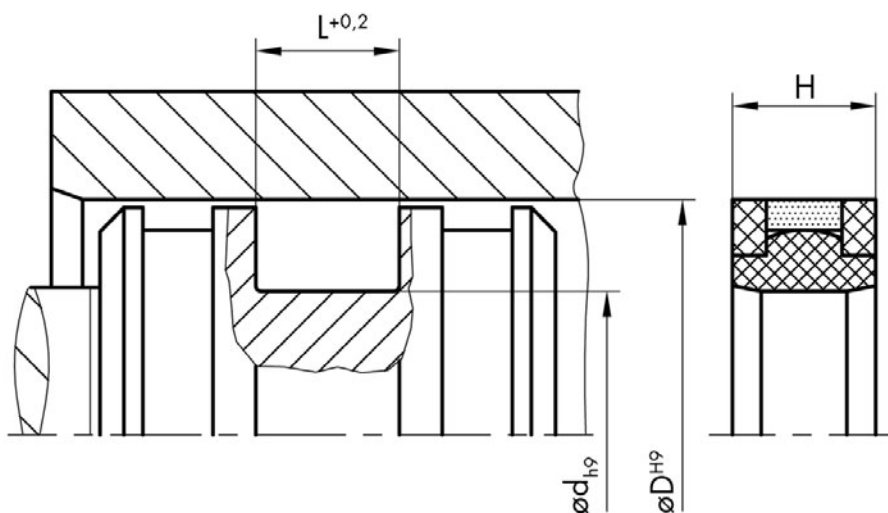
The KK 71 is a very space-saving seal that requires the provision of suitable guide elements. The customer also has the choice of a seal body made of Polyurethane. The KK 71 is used particularly in agricultural machines, mobile hydraulic platforms, ground conveyors and standard cylinders.

Order code

Please include our item numbers in your order. Should you require non-standard dimensions, materials or material combinations, please use the order code on page 12.

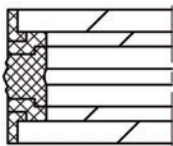
Any seal. Any time.

All the items in our standard programme (marked red) are standard stock items. For all other items, please check the availability at www.dichtomatik.de.



KK 71**Sizes**

Item No.	Code	D	d	L	H
174385	KK 71 Z STA	50	36	9	8.5
174386	KK 71 Z STA	55	41	9	8.5
174388	KK 71 Z STA	60	46	9	8.5
174389	KK 71 Z STA	60	50	8	7.5
174390	KK 71 Z STA	63	48	11	10.5
174392	KK 71 Z STA	65	50	11	10.5
174393	KK 71 Z STA	70	55	11	10.5
174394	KK 71 Z STA	75	60	11	10.5
174395	KK 71 Z STA	80	65	11	10.5
174396	KK 71 Z STA	85	70	11	10.5
174397	KK 71 Z STA	90	75	11	10.5
174398	KK 71 Z STA	95	80	11	10.5
174399	KK 71 Z STA	100	85	12.5	12
174401	KK 71 Z STA	105	90	12.5	12
173374	KK 71 Z STA	110	95	12.5	12
174402	KK 71 Z STA	115	100	12.5	12
174403	KK 71 Z STA	120	105	12.5	12
174404	KK 71 Z STA	125	102	16	15.5
174405	KK 71 Z STA	130	107	16	15.5
174406	KK 71 Z STA	135	112	16	15.5
174407	KK 71 Z STA	140	117	16	15.5
174408	KK 71 Z STA	145	122	16	15.5
174409	KK 71 Z STA	150	127	16	15.5
174410	KK 71 Z STA	150	135	12.5	12
174411	KK 71 Z STA	160	137	16	15.5
174412	KK 71 Z STA	165	142	16	15.5
174413	KK 71 Z STA	170	147	16	15.5
174414	KK 71 Z STA	170	155	16	15.5
174415	KK 71 Z STA	180	157	16	15.5
174416	KK 71 Z STA	190	167	16	15.5
174417	KK 71 Z STA	200	177	16	15.5
174418	KK 71 Z STA	200	180	16	15.5
174419	KK 71 Z STA	220	200	16	15.5
174420	KK 71 Z STA	225	202	16	15.5



KK 03

Description

Product group	Piston seal
Design	K compact seal
Profile no.	03
Specification	Z suitable for two-sided pressure load
Model	STFA back-up ring with integrated outer guide element
Seal material	NBR 80 3002
Back-up rings	PE
Guide rings	POM

Operational application limits

Pressure (MPa):	≤40
Temperature (°C):	-30 to +100
Running speed (m/s):	≤0.5

Media

Hydraulic oils acc. to DIN 51524 Part 1 – 3, lubricating oils, mineral oil based lubricating greases, highly non-flammable hydraulic fluids HFA, HFB, HFC acc. to VDMA 24317

Function

The KK 03 compact seal is a double-acting seal combined with back-up and guide elements. The KK 03 guarantees a good sealing function – also in low pressure areas. Due to the integrated guide elements, the piston length can be reduced to save material.

Installation

The KK 03 can be installed in a one-piece piston without any problems, i.e. installed in closed installation housings.

Remarks

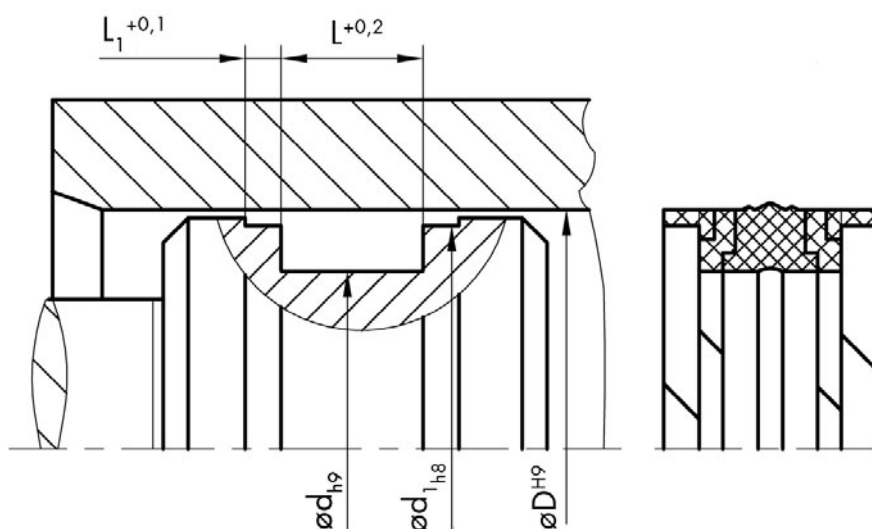
The KK 03 seal is frequently used across a wide range of applications. Simple installation and the possibility of economical piston manufacture are key attributes of this design. For special applications, the seal can also be supplied in different materials such as FKM etc.

Order code

Please include our item numbers in your order. Should you require non-standard dimensions, materials or material combinations, please use the order code on page 12.

Any seal. Any time.

All the items in our standard programme (marked red) are standard stock items. For all other items, please check the availability at www.dichtomatik.de.

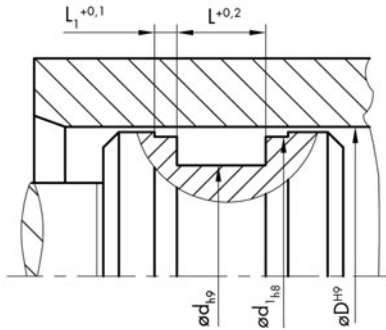


KK 03

Sizes

Item No.	Code	D	d	L	L ₁	d ₁
45016	KK 03 Z STFA	20	11	13.5	2.1	17
171391	KK 03 Z STFA	22	13	13.5	2.1	19
171392	KK 03 Z STFA	25	15	12	4	21
171393	KK 03 Z STFA	25	15	12.5	4	22
45018	KK 03 Z STFA	25	15	16.4	6.35	21.45
44395	KK 03 Z STFA	25	16	13.5	2.1	22
171394	KK 03 Z STFA	25	17	10	4	22
171395	KK 03 Z STFA	25	17	13.5	3.2	21
171396	KK 03 Z STFA	28	19	13.5	2.1	25
49162	KK 03 Z STFA	30	17	15.4	6.35	26.5
45020	KK 03 Z STFA	30	21	13.5	2.1	27
171397	KK 03 Z STFA	30	22	13.5	3.2	26
171398	KK 03 Z STFA	32	22	12.5	4	29
45021	KK 03 Z STFA	32	22	15.5	2.6	28
26286	KK 03 Z STFA	32	22	16.4	6.35	28.5
78846	KK 03 Z STFA	32	24	10	4	29
45022	KK 03 Z STFA	32	24	15.5	3.1	28
45024	KK 03 Z STFA	35	25	16.4	6.35	31.4
171400	KK 03 Z STFA	35	27	15.5	3.2	31
36075	KK 03 Z STFA	40	24	18.4	6.35	35.4
36269	KK 03 Z STFA	40	26	15.5	2.6	36
61809	KK 03 Z STFA	40	30	12.5	4	37
23003	KK 03 Z STFA	40	30	16.4	6.35	35.4
171402	KK 03 Z STFA	40	32	10	4	37
34845	KK 03 Z STFA	40	32	15.5	3.2	36
171370	KK 03 Z STFA	42	28	15.5	2.6	38
61814	KK 03 Z STFA	44.45	28.57	19.05	6.35	39.85
45027	KK 03 Z STFA	45	29	18.4	6.35	40.4
45028	KK 03 Z STFA	45	31	15.5	2.6	41
36076	KK 03 Z STFA	45	35	16.4	6.35	40.4
171371	KK 03 Z STFA	45	37	15.5	3.2	41
109	KK 03 Z STFA	50	34	18.4	6.35	45.4
36270	KK 03 Z STFA	50	34	20.5	3.1	46
78848	KK 03 Z STFA	50	35	20	5	46
34816	KK 03 Z STFA	50	38	20.5	4.2	46
78849	KK 03 Z STFA	50	40	12.5	4	47
61815	KK 03 Z STFA	50.8	34.92	19.05	6.35	46.23
171372	KK 03 Z STFA	50.8	41.27	11.1	3.81	46.27
110	KK 03 Z STFA	55	39	18.4	6.35	50.37
45029	KK 03 Z STFA	55	39	20.5	3.1	51
171373	KK 03 Z STFA	55	45	12.5	4	52
171374	KK 03 Z STFA	56	40	20.5	3.1	52
171267	KK 03 Z STFA	57.15	41.27	19.45	6.35	52.55
111	KK 03 Z STFA	60	44	18.4	6.35	55.4
45031	KK 03 Z STFA	60	44	20.5	3.1	56
35985	KK 03 Z STFA	60	48	20.5	4.2	56
171377	KK 03 Z STFA	60.32	44.45	19.05	6.35	55.72
44647	KK 03 Z STFA	63	47	18.4	6.35	58.39
112	KK 03 Z STFA	63	47	19.4	6.35	58.4
45032	KK 03 Z STFA	63	47	20.5	3.1	59
78851	KK 03 Z STFA	63	48	20	5	59
44648	KK 03 Z STFA	63	51	20.5	4.2	59
171379	KK 03 Z STFA	63	53	12.5	4	60
38199	KK 03 Z STFA	63.5	47.62	19.05	6.35	58.9
171380	KK 03 Z STFA	63.5	53.97	11.1	3.81	59.12

Sizes

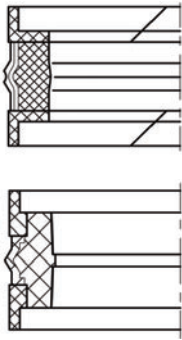


Item No.	Code	D	d	L	L ₁	d ₁
45033	KK 03 Z STFA	65	49	20.5	3.1	61
22326	KK 03 Z STFA	65	50	18.4	6.35	60.41
113	KK 03 Z STFA	70	50	22.4	6.35	64.2
44425	KK 03 Z STFA	70	54	20.5	3.1	66
171360	KK 03 Z STFA	70	55	20	5	66
35057	KK 03 Z STFA	70	58	20.5	4.2	66
22328	KK 03 Z STFA	75	55	22.4	6.35	69.2
61810	KK 03 Z STFA	75	59	20.5	3.1	71
61821	KK 03 Z STFA	76.2	57.15	23.81	6.35	70.38
114	KK 03 Z STFA	80	60	22.4	6.35	74.15
171382	KK 03 Z STFA	80	60	25	6.35	75
36271	KK 03 Z STFA	80	62	22.5	3.6	76
171383	KK 03 Z STFA	80	65	20	5	76
25993	KK 03 Z STFA	80	66	22.4	5.2	76
22329	KK 03 Z STFA	85	65	22.4	6.35	79.15
171362	KK 03 Z STFA	85	75	20	4	81
61822	KK 03 Z STFA	88.9	69.85	24.81	6.35	83.08
115	KK 03 Z STFA	90	70	22.4	6.35	84.15
45034	KK 03 Z STFA	90	72	22.5	3.2	86
171384	KK 03 Z STFA	90	75	20	5	86
24678	KK 03 Z STFA	90	76	22.4	5.2	86
38198	KK 03 Z STFA	95	75	22.4	6.35	89.15
116	KK 03 Z STFA	100	75	22.4	6.35	93.13
171363	KK 03 Z STFA	100	80	25	6.3	95
78858	KK 03 Z STFA	100	80	25.4	6.35	95
44649	KK 03 Z STFA	100	82	22.5	3.6	96
78859	KK 03 Z STFA	100	85	20	5	96
24679	KK 03 Z STFA	100	86	22.4	5.2	96
76422	KK 03 Z STFA	101.6	82.55	23.81	6.35	95.76
44812	KK 03 Z STFA	105	80	22.4	6.5	98.1
117	KK 03 Z STFA	110	85	22.4	6.35	103.1
171385	KK 03 Z STFA	110	85	25.4	6.35	103.1
171386	KK 03 Z STFA	110	90	25.3	9.52	102.6
126130	KK 03 Z STFA	110	90	25.4	6.4	104.1
45035	KK 03 Z STFA	110	92	22.5	3.6	106
171387	KK 03 Z STFA	110	95	20	5	105
45003	KK 03 Z STFA	110	96	22.4	5.2	106
78953	KK 03 Z STFA	114.3	88.9	31.75	6.35	107.42
22323	KK 03 Z STFA	115	90	22.4	6.35	108.1
45036	KK 03 Z STFA	115	97	22.4	4.2	111
22324	KK 03 Z STFA	120	95	22.4	6.35	113.1
24680	KK 03 Z STFA	120	106	22.4	5.2	116
118	KK 03 Z STFA	125	100	25.4	6.35	118.1
171389	KK 03 Z STFA	125	100	32	6.35	118.1
44783	KK 03 Z STFA	125	103	26.5	5.1	121
171365	KK 03 Z STFA	125	105	25	6.35	119.1
64733	KK 03 Z STFA	125	105	25.4	6.35	120
25396	KK 03 Z STFA	125	108	26.5	7.2	121
22325	KK 03 Z STFA	130	105	25.4	6.35	123.1
61785	KK 03 Z STFA	135	110	25.4	9.52	127.6
78956	KK 03 Z STFA	139.7	114.3	31.75	9.52	132.41
61786	KK 03 Z STFA	140	115	25.4	9.52	132.1
119	KK 03 Z STFA	140	115	25.4	6.35	133
45037	KK 03 Z STFA	140	118	26.5	5.1	136
171403	KK 03 Z STFA	140	120	25	6.35	135

KK 03

Sizes

Item No.	Code	D	d	L	L ₁	d ₁
26573	KK 03 Z STFA	140	123	26.5	7.2	136
45038	KK 03 Z STFA	145	120	25.4	9.52	137.6
61787	KK 03 Z STFA	145	120	25.4	6.35	138.3
61788	KK 03 Z STFA	150	125	25.4	9.5	142.6
120	KK 03 Z STFA	150	125	25.4	6.35	143
45039	KK 03 Z STFA	150	128	26.5	5.1	146
171366	KK 03 Z STFA	150	130	25.4	6.35	144.1
171404	KK 03 Z STFA	150	133	26.5	7.2	146
74777	KK 03 Z STFA	152.4	127	31.75	9.52	145
45040	KK 03 Z STFA	155	130	25.4	9.52	147.6
61789	KK 03 Z STFA	155	130	25.4	6.35	148
22327	KK 03 Z STFA	160	130	25.4	9.52	152.6
77277	KK 03 Z STFA	160	130	25.4	6.35	153
121	KK 03 Z STFA	160	135	25.4	9.52	152.6
171368	KK 03 Z STFA	160	135	32	10	154
45041	KK 03 Z STFA	160	138	26.5	5.1	156
171405	KK 03 Z STFA	160	140	25	6.35	155
26187	KK 03 Z STFA	160	143	26.5	7.2	156
45042	KK 03 Z STFA	165	140	25.4	9.52	157.6
39361	KK 03 Z STFA	170	145	25.4	12.7	161.72
45043	KK 03 Z STFA	170	148	26.5	5.1	166
171407	KK 03 Z STFA	175	150	25.4	12.7	166.7
76076	KK 03 Z STFA	177.8	152.4	31.75	9.52	170.51
37858	KK 03 Z STFA	180	150	35.4	6.35	172.95
122	KK 03 Z STFA	180	155	25.4	12.7	171.72
78842	KK 03 Z STFA	180	158	26.5	5.1	176
78837	KK 03 Z STFA	180	163	26.5	7.2	176
45045	KK 03 Z STFA	185	160	25.4	12.7	176.72
26535	KK 03 Z STFA	190	165	25.4	12.7	181.72
45046	KK 03 Z STFA	195	170	25.4	12.7	187.1
78870	KK 03 Z STFA	200	170	35.4	6.35	193
171369	KK 03 Z STFA	200	170	36	6.35	192
123	KK 03 Z STFA	200	175	25.4	12.7	191.62
84116	KK 03 Z STFA	200	175	31.5	6.6	196
78838	KK 03 Z STFA	200	180	31.5	9.2	196
45047	KK 03 Z STFA	210	185	25.4	12.7	201.62
34685	KK 03 Z STFA	220	190	35.4	6.35	212.7
39370	KK 03 Z STFA	220	195	25.4	12.7	211.6
78839	KK 03 Z STFA	220	200	31.5	9.2	216
78871	KK 03 Z STFA	225	200	25.4	12.7	216.62
45048	KK 03 Z STFA	230	205	25.4	12.7	221.62
45049	KK 03 Z STFA	240	215	25.4	12.7	231.62
27709	KK 03 Z STFA	250	220	35.4	6.35	242.9
45050	KK 03 Z STFA	250	225	25.4	12.7	241.62
78840	KK 03 Z STFA	250	230	31.5	9.2	246
78874	KK 03 Z STFA	280	250	35.4	9.52	272.9
149999	KK 03 Z STFA	280	250	36.4	10	273



KK 22/KK 25

Description

Product group	Piston seal
Design	K compact seal
Profile no.	22/25
Specification	Z suitable for two-sided pressure load
Seal material	NBR fabric NBR F 90 3005 (22), NBR F 80 2901 (25)
Seal body	NBR 80 3001 (22), NBR 80 2901 (25)
Guide rings	PA

Operational application limits

Pressure (MPa):	≤40 (KK 22), ≤70 (KK 25)
Temperature (°C):	-30 to +100
Running speed (m/s):	≤0.5

Media

Hydraulic oils acc. to DIN 51524 Part 1 – 3, lubricating oils, mineral oil based lubricating greases, highly non-flammable hydraulic fluids HFA, HFB, HFC acc. to VDMA 24317

Function

The KK 22 and KK 25 compact seals are double-acting seals consisting of a sealing ring and guide rings. The KK 22 and KK 25 guarantee a good sealing function – also in low pressure areas. Due to the integrated guide elements, the piston length can be reduced to save material.

Installation

The KK 22 can easily be installed on one-piece pistons. The KK 25 can only be installed deformation-free in axially accessible piston grooves.

Remarks

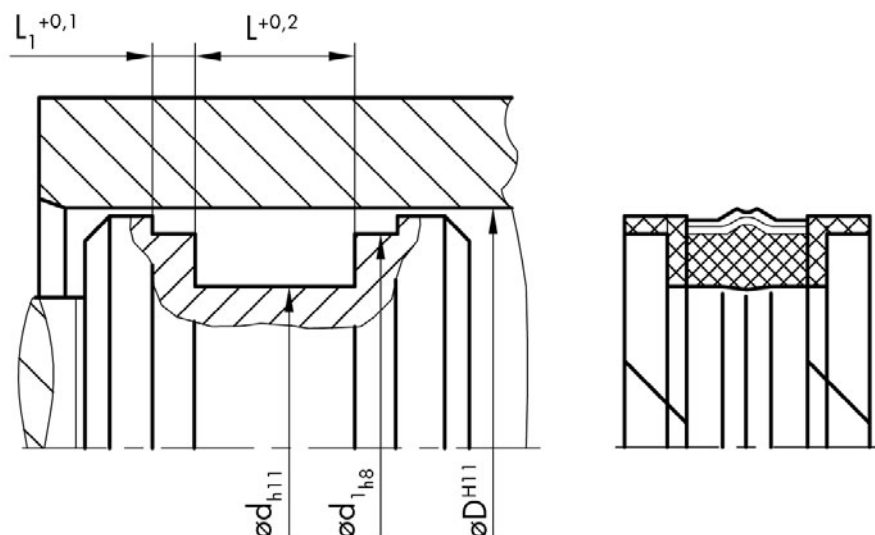
Due to the NBR impregnated fabric on the contact surface, the KK 22 and KK 25 have an increased wear resistance, an improved gap extrusion resistance and minimisation of friction. The KK 25 can withstand very high pressures because of its solid fabric body.

Order code

Please include our item numbers in your order. Should you require non-standard dimensions, materials or material combinations, please use the order code on page 12.

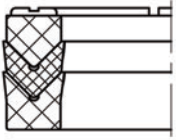
Any seal. Any time.

All the items in our standard programme (marked red) are standard stock items. For all other items, please check the availability at www.dichtomatik.de.



KK 22/KK 25
Sizes

Item No.	Code	D	d	d ₁	L	L ₁
24825	KK 25 Z STFA	40	24	35.4	18.4	6.35
61942	KK 25 Z STFA	45	29	40.4	18.4	6.35
23793	KK 22 Z STFA	45	37	41	15.5	3.2
24826	KK 25 Z STFA	50	34	45.4	18.4	6.35
62080	KK 22 Z STFA	50	38	46	20.5	4.2
74817	KK 25 Z STFA	55	39	50.4	18.4	6.35
24828	KK 25 Z STFA	60	44	55.4	18.4	6.35
62082	KK 22 Z STFA	60	48	56	20.5	4.2
74818	KK 25 Z STFA	65	50	60.4	18.4	6.35
24831	KK 25 Z STFA	70	50	64.2	22.4	6.35
62085	KK 22 Z STFA	70	58	66	20.5	4.2
74819	KK 25 Z STFA	75	55	69.2	22.4	6.35
168709	KK 22 Z STFA	75	63	71	20.5	4.2
24852	KK 25 Z STFA	80	60	74.2	22.4	6.35
37531	KK 22 Z STFA	80	66	76	22.5	5.2
74820	KK 25 Z STFA	85	65	79.2	22.4	6.35
62087	KK 22 Z STFA	85	71	81	22.5	5.2
24835	KK 25 Z STFA	90	70	84.1	22.4	6.35
62088	KK 22 Z STFA	90	76	86	22.5	5.2
74821	KK 25 Z STFA	95	75	89.15	22.4	6.35
74822	KK 25 Z STFA	100	75	93.15	22.4	6.35
24837	KK 25 Z STFA	100	80	94.15	25.4	6.35
37532	KK 22 Z STFA	100	86	96	22.5	5.2
69849	KK 25 Z STFA	105	85	98.1	22.4	6.35
62089	KK 22 Z STFA	110	96	106	22.5	5.2
74824	KK 25 Z STFA	120	100	114.1	25.4	6.35
69456	KK 22 Z STFA	120	106	116	22.5	5.2
62090	KK 22 Z STFA	125	108	121	26.5	7.2
74825	KK 25 Z STFA	130	105	123.1	25.4	6.35
74826	KK 25 Z STFA	140	115	133	25.4	6.35
62091	KK 22 Z STFA	140	123	136	26.5	7.2
74827	KK 25 Z STFA	150	125	143	25.4	6.35
69457	KK 22 Z STFA	150	133	146	26.5	7.2
74829	KK 22 Z STFA	160	140	156	25	7.2
24200	KK 22 Z STFA	160	143	156	26.5	7.2
69458	KK 22 Z STFA	180	163	176	26.5	7.2
69459	KK 22 Z STFA	200	180	196	31.5	9.2
56473	KK 22 Z STFA	220	200	216	31.5	9.2
37751	KK 22 Z STFA	250	230	246	31.5	9.2



KDS 01

Description

Product group	Piston seal
Design	DS V-packing set
Profile no.	01
Specification	E suitable for one-sided pressure load
Model	1/0 combination of fabric and elastomer ring
Seal material	NBR fabric NBR F 90 3005
Support ring	NBR fabric
Pressure ring	POM

Operational application limits

Pressure (MPa):	≤40
Temperature (°C):	-30 to +100
Running speed (m/s):	≤0.5

Media

Hydraulic oils acc. to DIN 51524 Part 1 – 3, lubricating oils, mineral oil based lubricating greases, highly non-flammable hydraulic fluids HFA, HFB, HFC acc. to VDMA 24317

Function

The V-packing set KDS 01 1/0 is a sealing system with one V-packing made of NBR fabric. The combination KDS 01 is a sealing system which is pressure supported and attains very low leakage rates.

Installation

The installation must be done in open installation housings, i.e. the piston must be split so that the sealing sets can be installed deformation-free. The elements are always installed separately in the seal housing. For applications in double acting cylinders, it is important that the V-packing sets have axial space ($L > H$).

Remarks

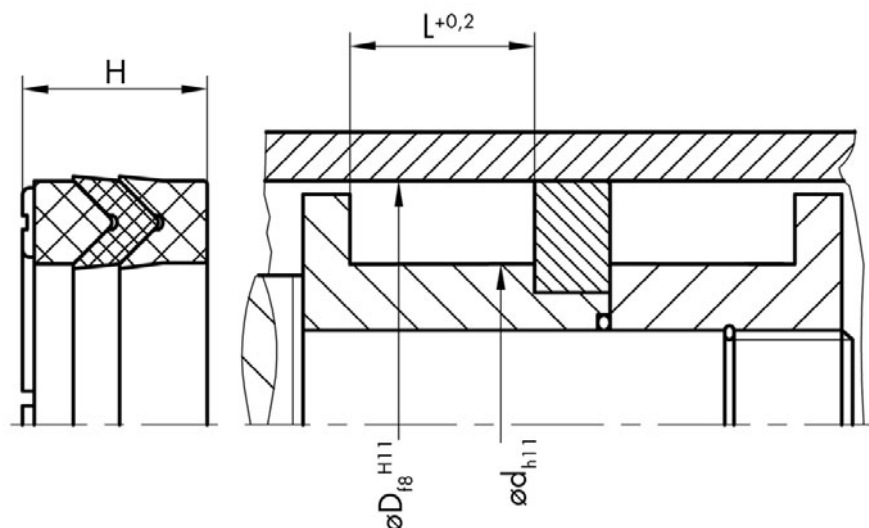
For piston sealing, the combination 1/0 is used as a V-packing set, as a rule. If required, all other combinations are possible (see section SDS 01). For special applications, individual V-packings can be supplied made of different materials e.g. the support rings made of a PTFE-Bronze compound.

Order code

Please include our item numbers in your order. Should you require non-standard dimensions, materials or material combinations, please use the order code on page 12.

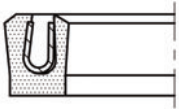
Any seal. Any time.

All the items in our standard programme (marked red) are standard stock items. For all other items, please check the availability at www.dichtomatik.de.



KDS 01**Sizes**

Item No.	Code	D	d	L	H
77285	KDS 01 E 1/0	20	10	9.3	8.9
77286	KDS 01 E 1/0	22	12	9.3	8.9
77287	KDS 01 E 1/0	25	15	9.3	8.9
77288	KDS 01 E 1/0	28	18	9.3	8.9
77289	KDS 01 E 1/0	32	20	10.9	10.4
77290	KDS 01 E 1/0	35	23	10.9	10.4
77291	KDS 01 E 1/0	36	24	10.9	10.4
68	KDS 01 E 1/0	40	25	11.5	11
77292	KDS 01 E 1/0	42	27	11.5	11
77293	KDS 01 E 1/0	45	30	11.5	11
69	KDS 01 E 1/0	50	35	11.5	11
70	KDS 01 E 1/0	55	40	11.5	11
77294	KDS 01 E 1/0	56	41	11.5	11
71	KDS 01 E 1/0	60	45	11.5	11
72	KDS 01 E 1/0	63	48	13	12.5
73	KDS 01 E 1/0	70	50	15.2	14.6
74	KDS 01 E 1/0	80	60	15.2	14.6
75	KDS 01 E 1/0	90	70	21.2	20.6
76	KDS 01 E 1/0	100	80	21.2	20.6
77	KDS 01 E 1/0	110	90	21.2	20.6
77295	KDS 01 E 1/0	115	95	21.2	20.6
78	KDS 01 E 1/0	125	100	25.8	25
79	KDS 01 E 1/0	140	115	25.8	25
80	KDS 01 E 1/0	150	120	29	28
81	KDS 01 E 1/0	160	130	29	28
82	KDS 01 E 1/0	180	150	31.5	30.5
83	KDS 01 E 1/0	200	170	33.5	32.5
78574	KDS 01 E 1/0	250	220	33.5	32.5
78576	KDS 01 E 1/0	300	270	33.5	32.5



KNA 44

Description

Product group	Piston seal
Design	NA asymmetrical u-ring with outer main sealing lip
Profile no.	44
Specification	E suitable for one-sided pressure load
Seal material	PTFE 00 9808
Spring material	Stainless steel 1.4310 (DIN EN 10088-1)

Operational application limits

Pressure (MPa):	≤35
Temperature (°C):	-150 to +250
Running speed (m/s):	≤15

Media

Hydraulic oils of all types, hot air, water steam. PTFE is resistant to most chemicals.

Function

The u-ring KNA 44 is a single-acting PTFE seal in the form of an outer sealing u-ring. The steel V-spring activates the sealing lip permanently so that even in a non-pressurized state, good sealing performance is guaranteed.

Installation

We recommend axially accessible installation housings. For a limited size range, semi-open installation housings are also possible (see Installation page 5).

Remarks

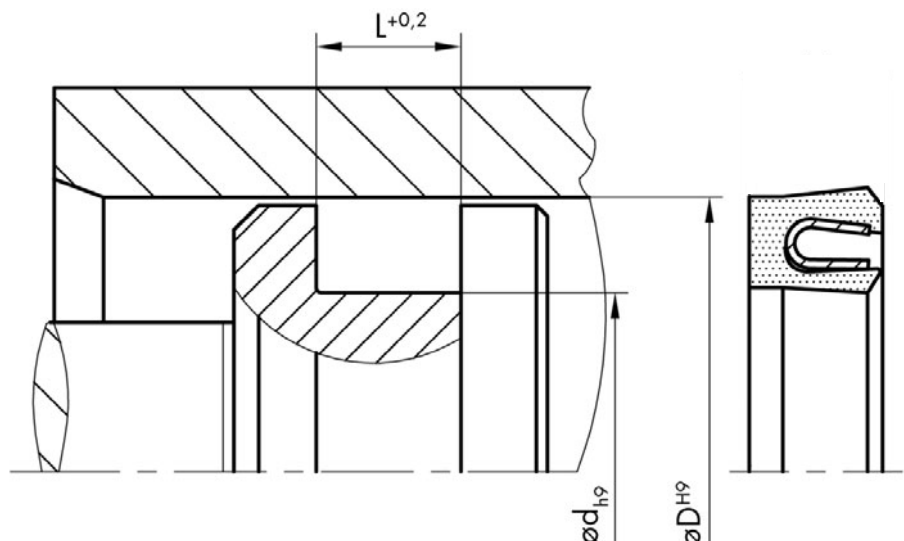
Due to the asymmetrical sealing lip, the sealing is optimised, the friction behaviour is improved and the service life considerably lengthened. The standard KNA 44 is provided in the adjoining material combination. For special applications, additional PTFE compounds and V-springs made of Elgiloy® are available (see Materials selection on page 16).

Order code

Please include our item numbers in your order. Should you require non-standard dimensions, materials or material combinations, please use the order code on page 12.

Any seal. Any time.

All the items in our standard programme (marked red) are standard stock items. For all other items, please check the availability at www.dichtomatik.de.

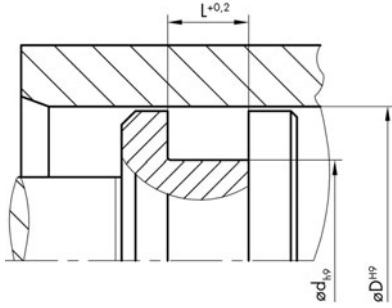


KNA 44**Sizes**

Item No.	Code	D	d	L
158221	KNA 44 E	6.6	3.7	2.4
158223	KNA 44 E	7.7	4.8	2.4
108753	KNA 44 E	8	5.1	2.4
110615	KNA 44 E	9.52	6.62	2.4
127854	KNA 44 E	10	4.6	3.44
108754	KNA 44 E	10	7.1	2.4
110546	KNA 44 E	12	9.1	2.4
158025	KNA 44 E	12.4	9.5	2.4
110616	KNA 44 E	12.7	9.8	2.4
110547	KNA 44 E	14	9.5	3.6
158024	KNA 44 E	14.2	11.3	2.4
110548	KNA 44 E	15	10.5	3.6
158224	KNA 44 E	15.7	12.8	2.4
110549	KNA 44 E	16	11.5	3.6
158222	KNA 44 E	16.2	13.3	2.4
110550	KNA 44 E	17	12.5	3.6
110551	KNA 44 E	18	13.5	3.6
110552	KNA 44 E	20	15.5	3.6
124791	KNA 44 E	21	16.5	3.6
110553	KNA 44 E	22	17.5	3.6
120686	KNA 44 E	22.5	16	4.8
110554	KNA 44 E	25	18.8	4.8
110556	KNA 44 E	28	21.8	4.8
156847	KNA 44 E	28	21.8	4.8
110557	KNA 44 E	30	23.8	4.8
110558	KNA 44 E	32	25.8	4.8
150976	KNA 44 E	32	27.5	3.6
110559	KNA 44 E	35	28.8	4.8
126817	KNA 44 E	38.1	33.5	3.5
110560	KNA 44 E	40	33.8	4.8
110561	KNA 44 E	42	35.8	4.8
110563	KNA 44 E	45	38.8	4.8
132623	KNA 44 E	46	36.6	7.1
130500	KNA 44 E	46	39.8	4.8
110564	KNA 44 E	48	38.6	7.1
110565	KNA 44 E	50	40.6	7.1
118782	KNA 44 E	50.8	41.4	7.1
110566	KNA 44 E	52	42.6	7.1
110567	KNA 44 E	54	44.6	7.1
110568	KNA 44 E	55	45.6	7.1
110569	KNA 44 E	56	46.6	7.1
156861	KNA 44 E	57	52	3.2
110570	KNA 44 E	60	50.6	7.1
89959	KNA 44 E	63	53.6	7.1
110571	KNA 44 E	65	55.6	7.1
110572	KNA 44 E	68	58.6	7.1
110573	KNA 44 E	70	60.6	7.1
47585	KNA 44 E	73	63.6	7.1
110574	KNA 44 E	75	65.6	7.1
110576	KNA 44 E	80	70.6	7.1
110577	KNA 44 E	85	75.6	7.1
156435	KNA 44 E	86	76.6	7.1
110578	KNA 44 E	90	80.6	7.1
110579	KNA 44 E	95	85.6	7.1
110580	KNA 44 E	100	90.6	7.1

KNA 44

Sizes

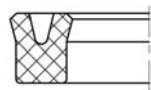


Item No.	Code	D	d	L
144399	KNA 44 E	105	98.8	4.8
110582	KNA 44 E	110	100.6	7.1
110583	KNA 44 E	115	105.6	7.1
110584	KNA 44 E	120	110.6	7.1
110585	KNA 44 E	125	112.8	9.5
110586	KNA 44 E	130	117.8	9.5
110587	KNA 44 E	135	122.8	9.5
110588	KNA 44 E	140	127.8	9.5
110589	KNA 44 E	145	132.8	9.5
110590	KNA 44 E	150	137.8	9.5
110591	KNA 44 E	160	147.8	9.5
110592	KNA 44 E	170	157.8	9.5
110593	KNA 44 E	180	167.8	9.5
110594	KNA 44 E	185	172.8	9.5
110596	KNA 44 E	190	177.8	9.5
90377	KNA 44 E	200	187.8	9.5
126247	KNA 44 E	210	190	15
110604	KNA 44 E	300	287.8	9.5
159638	KNA 44 E	308	295.8	9.5
110607	KNA 44 E	350	337.8	9.5
110613	KNA 44 E	480	467.8	9.5

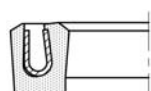
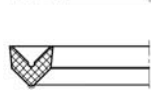
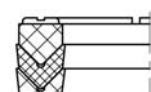
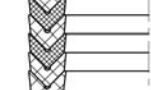
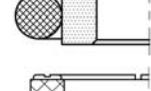
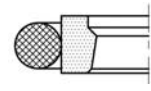
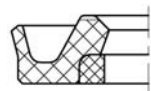
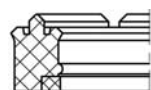
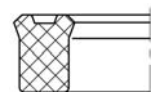
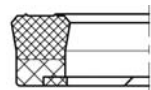
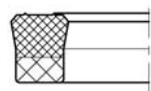
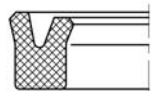
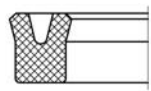
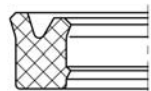
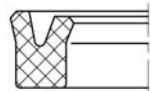


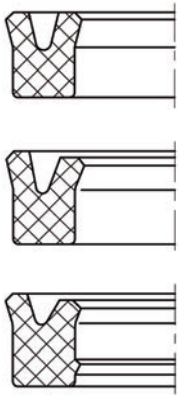
Overview

Rod seals



Description	Product group	Design no.	Profile no.	Specification	Model	Mat.	Hard. Sh-A	Compound	max. speed m/s	max. pressure MPa(bar)	Temp.-range °C	Page
SN 25	S	N	25	E		TPU	95	3401	0.5	30(300)	-40/+100	100
SNI 30	S	NI	30	E		TPU	95	3401	0.5	40(400)	-40/+100	100
SNI 39	S	NI	39	E	ZL	TPU	95	3401	0.5	40(400)	-40/+100	100
SN 21	S	N	21	E		NBR	90	3006	0.5	16(160)	-30/+100	134
SNI 24	S	NI	24	E		NBR	90	3006	0.5	16(160)	-30/+100	134
SN 05	S	N	05	E		NBR	80	3002	0.5	20(200)	-30/+100	148
SNI 07	S	NI	07	E	STI	NBR	80	3002	0.5	40(400)	-30/+100	148
SN 36	S	N	36	E		TPU	95	3401	0.5	40(400)	-40/+100	158
SNI 73	S	NI	73	E	ZLSTI	TPU	95	3401	0.5	40(400)	-40/+100	162
SNI 72	S	NI	72	E	STI	TPU	90	3001	0.5	40(400)	-30/+100	164
SPOR 31	S	POR	31	E		PTFE	00	9807	15	40(400)	-30/+100	166
SPOR 30	S	POR	30	Z		PTFE	00	9807	15	40(400)	-30/+100	166
SDS 01 3/2	S	DS	01	E	3/2	NBR F NBR	90 90	3005 3006	0.5	40(400)	-30/+100	174
SDS 01 1/0	S	DS	01	E	1/0	NBR F	90	3005	0.5	40(400)	-30/+100	178
SDR 01	S	DR	01	E		NBR NBR F	90 90	3006 3005	0.5 0.5	- -	-30/+100 -30/+100	184
SNI 43	S	NI	43	E		PTFE	00	9808	15	35(350)	-150/+250	188





SN 25/SNI 30/SNI 39

Description

Product group	Rod seal
Design	NI asymmetrical u-ring with inner main sealing lip (30; 39), N symmetrical u-ring (25)
Profile no.	25/30/39
Specification	E suitable for one-sided pressure load
Model	ZL second seal lip (39)
Seal material	TPU 95 3401

Operational application limits

Pressure (MPa):	≤30 (25), ≤40 (30; 39)
Temperature (°C):	-40 to +100
Running speed (m/s):	≤0.5

Media

Hydraulic oils acc. to DIN 51524 Part 1 – 3, lubricating oils, mineral oil based lubricating greases, highly non-flammable hydraulic fluids HFA, HFB, HFC acc. to VDMA 24317

Function

The SNI 30 and SNI 39 u-rings are single-acting rod seals with an asymmetrical design. A second seal lip supports the sealing function of the SNI 39 u-ring. Due to the synergy of the geometry and material, this design is exceptionally well-suited for extreme loads. The SN 25 u-ring has a symmetrical design which allows its application as a piston seal and as a rod seal. Of the three designs the use of the SNI 30 is preferred for rod applications.

Installation

U-rings can be installed in both solid and split housings. Please note for a solid housing application a minimum width is necessary and suitable installation tool may be required (please see installation section on page 9).

Remarks

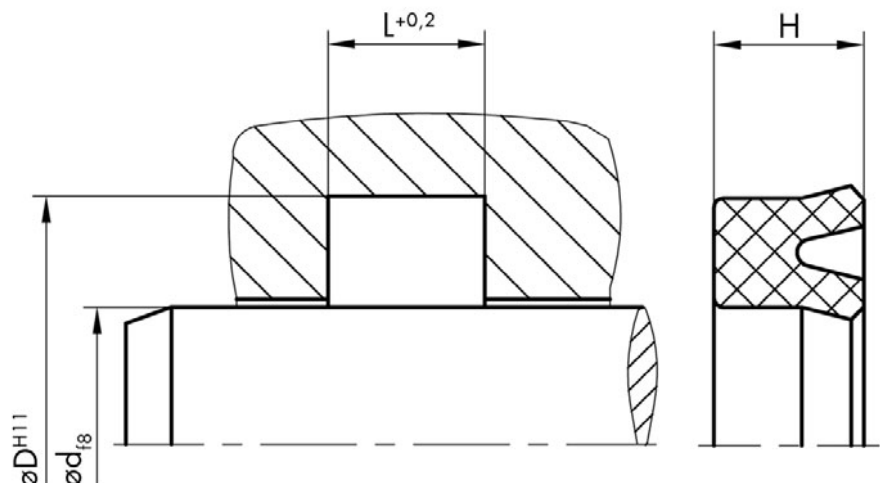
Seals made of TPU are very robust and are particularly well-suited for applications in mobile hydraulics and especially in the area of earth moving machines.

Order code

Please include our item numbers in your order. Should you require non-standard dimensions, materials or material combinations, please use the order code on page 12.

Any seal. Any time.

All the items in our standard programme (marked red) are standard stock items. For all other items, please check the availability at www.dichtomatik.de.



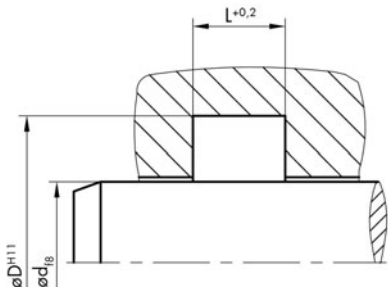
SN 25/SNI 30/SNI 39

Sizes

Item No.	Code	d	D	L	H
65467	SN 25 E	3	9	5	4.5
117817	SN 25 E	3	10	6	5
14434	SN 25 E	4	10	4.5	4
170974	SN 25 E	4	10	5	4
14645	SN 25 E	4	10	5.5	4.5
77514	SN 25 E	4	12	7	6
77515	SN 25 E	4	14	7	6
65468	SN 25 E	4.5	11	5.5	5
14646	SN 25 E	4.5	12.5	5	4.5
76236	SN 25 E	5	10	6	5
170983	SN 25 E	5	11	6	5
170985	SN 25 E	5	11	8	7
14435	SN 25 E	5	12	5.5	5
14436	SN 25 E	5	12	6.5	6
170989	SN 25 E	5	12	7	6.2
170991	SN 25 E	5	12.7	9	8.5
65810	SN 25 E	5	13	7	6
170993	SN 25 E	5	17	10	9
16191	SNI 30 E	6	10	3.5	3
123223	SN 25 E	6	10	3.5	3
69668	SN 25 E	6	11	8	7
170995	SN 25 E	6	12	4.5	3.5
14647	SN 25 E	6	12	5	4
66172	SN 25 E	6	12	5	4.5
37957	SNI 30 E	6	12	5.2	4.5
171058	SNI 30 E	6	12	5.8	5.3
66173	SN 25 E	6	12	6	5
14648	SN 25 E	6	12	6.5	5.5
14649	SN 25 E	6	12	7	6
171002	SN 25 E	6	12	8	7
171004	SN 25 E	6	12.7	6.5	6
7372	SNI 39 E ZL	6	13	5.5	5
122341	SNI 30 E	6	13	5.6	5
67783	SN 25 E	6	13	9	8
16008	SNI 30 E	6	14	6.3	5.7
80267	SNI 39 E ZL	6	14	6.3	5.7
80266	SNI 39 E ZL	6	14	6.5	5.5
77410	SN 25 E	6	14	7	6
66203	SN 25 E	6	15	5	4
171009	SN 25 E	6	15	6	5
14437	SN 25 E	6	15	9	8
171012	SN 25 E	6	16	7	6
171014	SN 25 E	7	14	4.2	3.2
168732	SN 25 E	7	14	4.2	3.5
67784	SN 25 E	7	14	5	4
171016	SN 25 E	7	15	6	5
14650	SN 25 E	7	15	8	7
127340	SNI 30 E	8	14	4	3.5
14726	SN 25 E	8	14	5	4
157093	SNI 30 E	8	14	6	5
14651	SN 25 E	8	14	7	6
14652	SN 25 E	8	15	6.3	5.7
66181	SN 25 E	8	15	7	6
77537	SN 25 E	8	15	8	7
14439	SN 25 E	8	15	9	8

SN 25/SNI 30/SNI 39

Sizes



Item No.	Code	d	D	L	H
14653	SN 25 E	8	16	6.3	5.7
16010	SNI 30 E	8	16	6.3	5.7
125056	SNI 39 E ZL	8	16	6.3	5.7
80268	SNI 39 E ZL	8	16	6.5	5.5
14440	SN 25 E	8	16	7	6
79389	SN 25 E	8	16	9	8
16194	SNI 30 E	8	16	9	8
80270	SNI 39 E ZL	8	16	9	8
36767	SN 25 E	8	18	7	6
171030	SN 25 E	8	18	9	8
171059	SNI 30 E	8	18	9	8
80269	SNI 39 E ZL	8	18	9	8
14654	SN 25 E	8	18	10	9
14655	SN 25 E	8	22	9	8
14441	SN 25 E	9	15	9	8
168761	SN 25 E	9	19	7	6.5
14757	SN 25 E	9	19	7	6
159096	SNI 39 E ZL	9.52	19.05	8.72	7.93
62959	SN 25 E	10	14	3.5	3
67785	SN 25 E	10	15	5	4
14442	SN 25 E	10	16	5	4
16192	SNI 30 E	10	16	5.2	4.5
46908	SNI 39 E ZL	10	16	5.3	4.5
168742	SN 25 E	10	16	6	5
14443	SN 25 E	10	16	6.5	6
14444	SN 25 E	10	18	6	5.5
14656	SN 25 E	10	18	6	5
16011	SNI 30 E	10	18	6.3	5.7
125059	SNI 39 E ZL	10	18	6.3	5.7
80272	SNI 39 E ZL	10	18	6.5	5.5
14445	SN 25 E	10	18	7	6
14657	SN 25 E	10	18	9	8
46909	SNI 39 E ZL	10	20	5	4.5
20918	SN 25 E	10	20	6	5
67786	SN 25 E	10	20	7	6
16012	SNI 30 E	10	20	8	7.2
80271	SNI 39 E ZL	10	20	8	7
14446	SN 25 E	10	20	9	8
171060	SNI 30 E	10	20	9	8
80273	SNI 39 E ZL	10	20	9	8
14658	SN 25 E	10	22	7	6
14447	SN 25 E	10	22	9	8
168827	SN 25 E	10	25	11	10
14448	SN 25 E	10	32	11	10
168745	SN 25 E	11	17	5	4
168789	SN 25 E	11	20.5	7	6.5
168787	SN 25 E	11	20.5	7	6
64615	SN 25 E	12	18	5	4
168754	SN 25 E	12	18	5.5	5
14449	SN 25 E	12	18	6	5
14450	SN 25 E	12	18	7	6
66207	SN 25 E	12	20	6	5
16013	SNI 30 E	12	20	6.3	5.7
125060	SNI 39 E ZL	12	20	6.3	5.7
132998	SN 25 E	12	20	6.3	5.5

SN 25/SNI 30/SNI 39

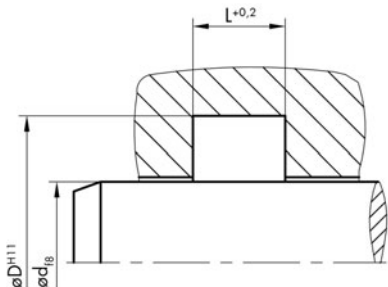
Sizes

Item No.	Code	d	D	L	H
125061	SNI 39 E ZL	12	20	6.5	5.5
76119	SN 25 E	12	20	8	7
14451	SN 25 E	12	20	9	8
80275	SNI 39 E ZL	12	20	9	8
14660	SN 25 E	12	22	6	5
66209	SN 25 E	12	22	7	6
14661	SN 25 E	12	22	8	7
16014	SNI 30 E	12	22	8	7.2
125062	SNI 39 E ZL	12	22	8	7.3
14452	SN 25 E	12	22	9	8
15920	SNI 30 E	12	22	9	8
89160	SNI 39 E ZL	12	22	9	8
67796	SN 25 E	12	24	7	6
14662	SN 25 E	12	24	9	8
14663	SN 25 E	12	24	10	9
168814	SN 25 E	12	24	11	10
14664	SN 25 E	12	25	9	8
14453	SN 25 E	12	25	11	10
80217	SN 25 E	12	27	8.5	7.5
168770	SN 25 E	12.7	19.05	5.56	3.96
159097	SNI 39 E ZL	12.7	19.05	6.35	4.76
130049	SN 25 E	13.5	20	5	4
67794	SN 25 E	14	20	5	4
14735	SN 25 E	14	20	5.3	4.8
66219	SN 25 E	14	20	6	5
168785	SN 25 E	14	20	7	6
66754	SNI 30 E	14	21	5.6	5
124729	SN 25 E	14	22	5	4.5
149569	SN 25 E	14	22	4.5	4
66221	SN 25 E	14	22	6	5
16015	SNI 30 E	14	22	6.3	5.7
125063	SNI 39 E ZL	14	22	6.3	5.7
80277	SNI 39 E ZL	14	22	6.5	5.5
14665	SN 25 E	14	22	7	6
14666	SN 25 E	14	22	9	8
14736	SN 25 E	14	22	12	11
123278	SN 25 E	14	24	7	6
16016	SNI 30 E	14	24	8	7.2
120825	SNI 39 E ZL	14	24	8	7.3
14455	SN 25 E	14	24	9	8
15913	SNI 30 E	14	24	9	8
80274	SNI 39 E ZL	14	24	9	8
67231	SNI 39 E ZL	14	24	8.2	7.2
67798	SN 25 E	14	26	9	8
168868	SN 25 E	14	28	11	10
159098	SNI 39 E ZL	14.28	20.63	6.35	4.76
14727	SN 25 E	15	22	5	4
156397	SNI 39 E ZL	15	22	6	5
84088	SN 25 E	15	22	8	7
16017	SNI 30 E	15	23	6.3	5.7
80218	SN 25 E	15	25	6	5
66227	SN 25 E	15	25	7	6
14456	SN 25 E	15	25	9	8
15980	SNI 30 E	15	25	9	8
80276	SNI 39 E ZL	15	25	9	8

SN 25/SNI 30/SNI 39

Item No. Code d D L H

Sizes



14457	SN 25 E	15	25	11	10
170883	SNI 39 E ZL	15	26	8	7.5
14667	SN 25 E	15	27	7	6
89354	SNI 30 E	15	27	13	12
168870	SN 25 E	15	28	9	8
14458	SN 25 E	15	28	11	10
168888	SN 25 E	15	30	7	6
67790	SN 25 E	15	30	9	8
69525	SN 25 E	15	30	11	10
68107	SNI 39 E ZL	15.4	25.5	7.4	6.5
72766	SNI 30 E	15.87	22.22	4.77	3.17
159099	SNI 39 E ZL	15.87	22.22	6.35	4.76
159100	SNI 39 E ZL	15.87	25.4	7.93	7.14
171061	SNI 30 E	16	20.6	3.6	3.3
14459	SN 25 E	16	22	4.5	4
127498	SNI 30 E	16	22	4.8	3.8
14668	SN 25 E	16	22	5.5	5
15914	SNI 30 E	16	22	5.5	5
171062	SNI 30 E	16	22	6	5.5
16200	SNI 30 E	16	22	11	10
66233	SN 25 E	16	24	6	5
16018	SNI 30 E	16	24	6.3	5.7
125064	SNI 39 E ZL	16	24	6.3	5.8
80280	SNI 39 E ZL	16	24	6.5	5.5
171063	SNI 30 E	16	24	7	6.2
14643	SN 25 E	16	24	10	9
62192	SN 25 E	16	25	9	8
14669	SN 25 E	16	26	6	5
69981	SNI 30 E	16	26	6	5
168848	SN 25 E	16	26	7	6
16020	SNI 30 E	16	26	8	7.2
80283	SNI 39 E ZL	16	26	8	7.3
80279	SNI 39 E ZL	16	26	8	7
14461	SN 25 E	16	26	9	8
15915	SNI 30 E	16	26	9	8
80281	SNI 39 E ZL	16	26	9	8
65479	SNI 30 E	16	26	10	9
14462	SN 25 E	16	26	11	10
14640	SN 25 E	16	28	7	6
130409	SNI 39 E ZL	16	28	9	8
118528	SN 25 E	16	28	11	10
14737	SN 25 E	16	32	9	8
69667	SN 25 E	16.5	24	11	10
126045	SNI 39 E ZL	17	23	5	4
149570	SN 25 E	17	25	4.5	4
77516	SN 25 E	17	25	9	8
14463	SN 25 E	17	25	11	10
168908	SN 25 E	17	32	11	10
93295	SN 25 E	17	35	11	10
159101	SNI 39 E ZL	17.46	23.81	6.35	4.76
171064	SNI 30 E	18	24	5.2	4.7
156740	SNI 30 E	18	24	6	5
149517	SN 25 E	18	24	9	8
14670	SN 25 E	18	25	5.5	5
89161	SNI 39 E ZL	18	25	5.5	5

SN 25/SNI 30/SNI 39

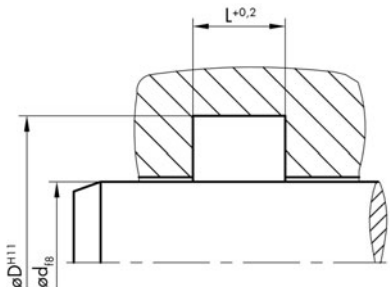
Sizes

Item No.	Code	d	D	L	H
73769	SNI 30 E	18	25	6	5
80568	SN 25 E	18	25	7	6
149571	SN 25 E	18	26	4.5	4
66244	SN 25 E	18	26	6	5
16022	SNI 30 E	18	26	6.3	5.7
80278	SNI 39 E ZL	18	26	6.3	5.5
170884	SNI 39 E ZL	18	26	7	6.5
68108	SNI 39 E ZL	18	26	7	6.3
14671	SN 25 E	18	26	7.5	6.5
14464	SN 25 E	18	26	9	8
16176	SNI 30 E	18	26	9	8
170885	SNI 39 E ZL	18	26	9	8.5
14672	SN 25 E	18	26	9.5	8.5
16023	SNI 30 E	18	28	8	7.2
80284	SNI 39 E ZL	18	28	8	7.3
14465	SN 25 E	18	28	9	8
15916	SNI 30 E	18	28	9	8
80282	SNI 39 E ZL	18	28	9	8
14673	SN 25 E	18	30	9	8
168894	SN 25 E	18	30	11	10
168910	SN 25 E	18	32	8	7
67800	SN 25 E	18	34	9	8
84316	SN 25 E	18	35	9	8
14641	SN 25 E	19	25	7	6
70887	SN 25 E	19	27	6	5
159104	SNI 39 E ZL	19.05	25.4	7.14	6.35
21900	SN 25 E	19.05	25.4	7.14	6.35
159103	SNI 39 E ZL	19.05	25.4	6.35	4.76
159105	SNI 39 E ZL	19.05	28.57	8.72	7.93
170886	SNI 39 E ZL	19.5	27.5	9	8.5
74875	SNI 30 E	20	26	4	3.5
67787	SN 25 E	20	26	5	4
89162	SNI 39 E ZL	20	26	5.3	4.8
16024	SNI 30 E	20	26	5.6	5
16199	SNI 30 E	20	27	7	6
14468	SN 25 E	20	27	7	6
14469	SN 25 E	20	28	5	4
66251	SN 25 E	20	28	6	5
16025	SNI 30 E	20	28	6.3	5.7
119003	SNI 39 E ZL	20	28	6.5	5.5
16026	SNI 30 E	20	28	7	6.2
35920	SN 25 E	20	28	7	6
171066	SNI 30 E	20	28	8	7.2
14470	SN 25 E	20	28	9	8
168886	SN 25 E	20	29	5.5	5
66254	SN 25 E	20	30	7	6
124677	SNI 39 E ZL	20	30	7	6
16028	SNI 30 E	20	30	8	7.2
80287	SNI 39 E ZL	20	30	8	7
14471	SN 25 E	20	30	9	8
15917	SNI 30 E	20	30	9	8
82079	SNI 39 E ZL	20	30	9	8
14416	SN 25 E	20	30	11	10
15918	SNI 30 E	20	30	11	10
80288	SNI 39 E ZL	20	30	11	10

SN 25/SNI 30/SNI 39

Item No. Code d D L H

Sizes



168912	SN 25 E	20	32	6	5
67793	SN 25 E	20	32	7	6
14675	SN 25 E	20	32	8.5	7.5
171067	SNI 30 E	20	32	8.5	7.5
14472	SN 25 E	20	32	9	8
14969	SN 25 E	20	33	9	8
126127	SN 25 E	20	35	9	8
67802	SN 25 E	20	35	11	10
171068	SNI 30 E	20	35	11	10
80289	SNI 39 E ZL	20	35	11	10
14473	SN 25 E	20	35	13	12
168961	SN 25 E	20	36	9	8
150010	SN 25 E	20	36	11	10
168991	SN 25 E	20	39	11	10.5
14676	SN 25 E	20	40	11	10
14475	SN 25 E	20	40	13	12
73164	SN 25 E	20	43	13	12
159107	SNI 39 E ZL	20.63	26.98	7.14	6.35
159106	SNI 39 E ZL	20.63	26.98	6.35	4.76
14476	SN 25 E	21	37	13	12
14728	SN 25 E	22	28	5	4
14677	SN 25 E	22	28	9	8
45725	SN 25 E	22	30	5	4
168900	SN 25 E	22	30	6	5
16029	SNI 30 E	22	30	6.3	5.7
152165	SNI 39 E ZL	22	30	6.3	5.7
14678	SN 25 E	22	30	7	6
6294	SNI 39 E ZL	22	30	7	6
14477	SN 25 E	22	30	7.5	7
16197	SNI 30 E	22	30	8	7
124678	SNI 39 E ZL	22	30	8	7
117377	SNI 30 E	22	30	9	8
14478	SN 25 E	22	30	11	10
56369	SN 25 E	22	32	6	5
170887	SNI 39 E ZL	22	32	7	6
117410	SN 25 E	22	32	8	7
16030	SNI 30 E	22	32	8	7.2
125065	SNI 39 E ZL	22	32	8	7.3
14479	SN 25 E	22	32	9	8
15919	SNI 30 E	22	32	9	8
80261	SNI 39 E ZL	22	32	9	8
171069	SNI 30 E	22	32	10	9
14480	SN 25 E	22	32	11	10
171070	SNI 30 E	22	32	11	10
67801	SN 25 E	22	34	7	6
162251	SN 25 E	22	34	8	7
67803	SN 25 E	22	35	6	5
14481	SN 25 E	22	35	11	10
125066	SNI 39 E ZL	22	35	11	10
72682	SN 25 E	22	35.5	11	10
67811	SN 25 E	22	40	11	10
159109	SNI 39 E ZL	22.22	28.57	7.14	6.35
159108	SNI 39 E ZL	22.22	28.57	6.35	4.76
125067	SNI 39 E ZL	23	35	11	10
89360	SNI 30 E	23	40	19	18

SN 25/SNI 30/SNI 39

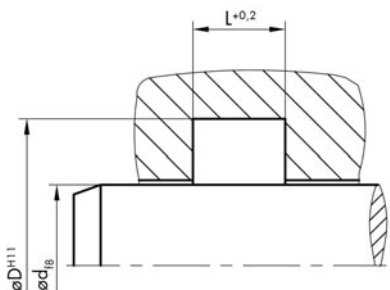
Sizes

Item No.	Code	d	D	L	H
168922	SN 25 E	24	32	5	4
14679	SN 25 E	24	32	7.5	7
168925	SN 25 E	24	32	8	7.5
171071	SNI 30 E	24	34	8	7.2
171072	SNI 30 E	24	34	9.5	8.5
14482	SN 25 E	24	40	9	8
78775	SN 25 E	25	32	5	4
83381	SNI 30 E	25	32	7	6
89163	SNI 39 E ZL	25	32	11	10
29538	SN 25 E	25	33	5	4
66276	SN 25 E	25	33	6	5
16033	SNI 30 E	25	33	6.3	5.7
170890	SNI 39 E ZL	25	33	6.3	4.8
80920	SNI 39 E ZL	25	33	6.5	5.5
16177	SNI 30 E	25	33	7	6.2
68112	SNI 39 E ZL	25	33	7.3	6.5
22679	SNI 30 E	25	33	7.3	6.5
14483	SN 25 E	25	33	7.5	7
170889	SNI 39 E ZL	25	33	7.5	7
16034	SNI 30 E	25	33	8	7.2
170888	SNI 39 E ZL	25	33	8	7.3
79724	SN 25 E	25	33	9	8
80843	SNI 30 E	25	33	9	8
16035	SNI 30 E	25	33	11	10
80380	SNI 39 E ZL	25	33	11	10
127178	SN 25 E	25	34	8	7
14644	SN 25 E	25	35	5.5	5
27567	SN 25 E	25	35	7	6
117411	SN 25 E	25	35	8	7
16036	SNI 30 E	25	35	8	7.2
125068	SNI 39 E ZL	25	35	8	7.3
80290	SNI 39 E ZL	25	35	8	7
14484	SN 25 E	25	35	9	8
15922	SNI 30 E	25	35	9	8
89164	SNI 39 E ZL	25	35	9	8
14485	SN 25 E	25	35	11	10
15923	SNI 30 E	25	35	11	10
80291	SNI 39 E ZL	25	35	11	10
168972	SN 25 E	25	37	8	7
171073	SNI 30 E	25	38	10	9
88170	SN 25 E	25	38	10.5	9.5
14486	SN 25 E	25	38	11	10
14487	SN 25 E	25	40	11	10
15924	SNI 30 E	25	40	11	10
80296	SNI 39 E ZL	25	40	11	10
78225	SN 25 E	25	42	8	7
169048	SN 25 E	25	45	11	10
80315	SNI 39 E ZL	25	45	13	12
66811	SN 25 E	25.4	31.75	6.35	4.76
159111	SNI 39 E ZL	25.4	31.75	7.14	6.35
159110	SNI 39 E ZL	25.4	31.75	6.35	4.76
159112	SNI 39 E ZL	25.4	34.92	7.14	6.35
46579	SN 25 E	25.4	34.92	8.72	7.93
159113	SNI 39 E ZL	25.4	34.92	8.72	7.93
66815	SN 25 E	25.4	38.1	7.14	6.35

SN 25/SNI 30/SNI 39

Item No.	Code	d	D	L	H
159114	SNI 39 E ZL	25.4	38.1	10.31	9.52
77386	SN 25 E	26	38	9	8
14489	SN 25 E	26	47	13	12
159115	SNI 39 E ZL	26.98	33.34	6.35	4.76
110310	SN 25 E	27	34	8	7
117413	SN 25 E	27	35	4.5	4
14490	SN 25 E	27	36	7	6
168979	SN 25 E	27	38	7	6
14680	SN 25 E	28	35	5.5	5
66291	SN 25 E	28	35.5	6	5
29540	SN 25 E	28	36	5	4
14491	SN 25 E	28	36	6	5
16037	SNI 30 E	28	36	6.3	5.7
168968	SN 25 E	28	36	7	6
14681	SN 25 E	28	36	7.5	6.5
125069	SNI 39 E ZL	28	36	8	7.3
80295	SNI 39 E ZL	28	36	8	7
16038	SNI 30 E	28	38	8	7.2
125070	SNI 39 E ZL	28	38	8	7.3
14492	SN 25 E	28	38	9	8
15925	SNI 30 E	28	38	9	8
14682	SN 25 E	28	38	11	10
171074	SNI 30 E	28	38	11	10
80293	SNI 39 E ZL	28	38	11	10
73204	SN 25 E	28	39	8.3	7.25
130050	SN 25 E	28	40	7	6
67812	SN 25 E	28	40	9	8
171075	SNI 30 E	28	40	9.5	8.5
14493	SN 25 E	28	40	11	10
80848	SNI 30 E	28	40	11	10
169037	SN 25 E	28	43	11	10
16040	SNI 30 E	28	43	12.5	11.5
125072	SNI 39 E ZL	28	43	12.5	11.5
14494	SN 25 E	28	44	9	8
69341	SN 25 E	28	46	11	10
89361	SNI 30 E	28	48	19	18
159117	SNI 39 E ZL	28.57	34.92	7.14	6.35
159116	SNI 39 E ZL	28.57	34.92	6.35	4.76
159118	SNI 39 E ZL	28.57	38.1	8.72	7.93
46850	SN 25 E	28.57	38.1	8.72	7.93
159119	SNI 39 E ZL	28.57	41.27	7.14	6.35
171076	SNI 30 E	29	35	6.3	4.8
118407	SN 25 E	30	37	6.8	5.8
14495	SN 25 E	30	37	7	6
168983	SN 25 E	30	38	5	4
67810	SN 25 E	30	38	6	5
16041	SNI 30 E	30	38	6.3	5.7
170891	SNI 39 E ZL	30	38	6.3	4.8
14683	SN 25 E	30	38	6.5	6
14496	SN 25 E	30	38	8	7
16179	SNI 30 E	30	38	9	8
14684	SN 25 E	30	40	5.5	5
171077	SNI 30 E	30	40	6.3	5.7
66298	SN 25 E	30	40	6.5	5.5
66299	SN 25 E	30	40	7	6

Sizes



SN 25/SNI 30/SNI 39

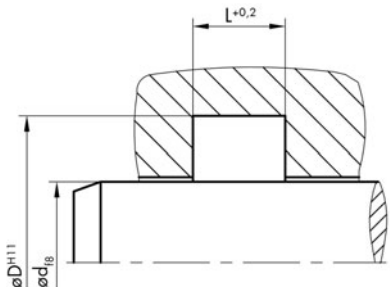
Sizes

Item No.	Code	d	D	L	H
67817	SN 25 E	30	40	7.5	6.5
170892	SNI 39 E ZL	30	40	7.5	7
79728	SN 25 E	30	40	8	7
80230	SNI 30 E	30	40	8	7
68114	SNI 39 E ZL	30	40	8	7.3
16043	SNI 30 E	30	40	8.2	7.2
7162	SN 25 E	30	40	9	8
171078	SNI 30 E	30	40	10.5	9.5
14413	SN 25 E	30	40	11	10
15927	SNI 30 E	30	40	11	10
80297	SNI 39 E ZL	30	40	11	10
14685	SN 25 E	30	42	10	9
14423	SN 25 E	30	42	11	10
171079	SNI 30 E	30	43	10	9
171080	SNI 30 E	30	45	9	8
66303	SN 25 E	30	45	10	9
14497	SN 25 E	30	45	11	10
15910	SNI 30 E	30	45	11	10
80298	SNI 39 E ZL	30	45	11	10
25960	SN 25 E	30	46	11	10
14498	SN 25 E	30	50	11	10
14499	SN 25 E	30	50	13	12
125073	SNI 39 E ZL	30	50	13	12
80146	SNI 30 E	30	50	16	15
159120	SNI 39 E ZL	30.16	39.68	7.14	6.35
150523	SNI 30 E	30.95	45.24	11.5	10.31
159121	SNI 39 E ZL	31.75	38.1	7.14	6.35
159123	SNI 39 E ZL	31.75	41.27	7.14	6.35
159124	SNI 39 E ZL	31.75	41.27	8.72	7.93
159122	SNI 39 E ZL	31.75	41.27	6.35	4.76
159125	SNI 39 E ZL	31.75	44.45	7.14	6.35
36718	SN 25 E	31.75	44.45	10.31	9.52
159126	SNI 39 E ZL	31.75	44.45	10.31	9.52
71679	SN 25 E	32	40	5	4
117417	SN 25 E	32	40	6	5
16047	SNI 30 E	32	40	6.3	5.7
14686	SN 25 E	32	40	6.5	5.5
66311	SN 25 E	32	40	7	6
68115	SNI 39 E ZL	32	40	7.5	6.7
170893	SNI 39 E ZL	32	40	7.7	7.2
14500	SN 25 E	32	40	8	7
14501	SN 25 E	32	40	9	8
16048	SNI 30 E	32	40	9	8
80299	SNI 39 E ZL	32	40	9	8
79729	SN 25 E	32	40	11	10
68116	SNI 39 E ZL	32	41.5	8.9	7.9
117418	SN 25 E	32	42	7	6
16049	SNI 30 E	32	42	8	7.2
90530	SNI 30 E	32	42	8	7
125074	SNI 39 E ZL	32	42	8	7.3
80849	SNI 30 E	32	42	9	8
14502	SN 25 E	32	42	11	10
15929	SNI 30 E	32	42	11	10
80303	SNI 39 E ZL	32	42	11	10
171081	SNI 30 E	32	42.53	9	8.5

SN 25/SNI 30/SNI 39

Item No. Code d D L H

Sizes



171082	SNI 30 E	32	45	10.5	9.5
14503	SN 25 E	32	45	11	10
74321	SNI 30 E	32	45	11	10
80304	SNI 39 E ZL	32	45	11	10
36681	SN 25 E	32	47	11	10
15930	SNI 30 E	32	47	11	10
125075	SNI 39 E ZL	32	47	11	10
125076	SNI 39 E ZL	32	47	12.5	11.5
78226	SN 25 E	32	48	8	7
67815	SN 25 E	32	50	11	10
24850	SN 25 E	32	50	13	12
66315	SN 25 E	32	52	11	10
35982	SN 25 E	33	43	11	10
171083	SNI 30 E	33	43	11	10
169053	SN 25 E	34	45	8	7
14688	SN 25 E	34	45	10	9
169084	SN 25 E	34	50	15	14
159127	SNI 39 E ZL	34.92	41.27	7.14	6.35
159129	SNI 39 E ZL	34.92	44.45	8.72	7.93
159128	SNI 39 E ZL	34.92	44.45	6.35	4.76
159130	SNI 39 E ZL	34.92	47.62	10.31	9.52
16052	SNI 30 E	35	43	6.3	5.7
79732	SN 25 E	35	43	7	6
14505	SN 25 E	35	43	8	7
170894	SNI 39 E ZL	35	43	8	7.2
16180	SNI 30 E	35	43	9	8
79733	SN 25 E	35	43	9	8
66322	SN 25 E	35	45	7	6
171084	SNI 30 E	35	45	7	6
16053	SNI 30 E	35	45	8	7.2
148964	SNI 30 E	35	45	8	7
125077	SNI 39 E ZL	35	45	8	7
14639	SN 25 E	35	45	9	8
89169	SNI 39 E ZL	35	45	9	8
117282	SNI 30 E	35	45	9	8
14506	SN 25 E	35	45	11	10
15979	SNI 30 E	35	45	11	10
80305	SNI 39 E ZL	35	45	11	10
171085	SNI 30 E	35	45	13.5	13
171086	SNI 30 E	35	46	9	8
171087	SNI 30 E	35	46	10	9
171088	SNI 30 E	35	47	9	8.5
67813	SN 25 E	35	47	11	10
14507	SN 25 E	35	48	11	10
24718	SN 25 E	35	50	8	7
67816	SN 25 E	35	50	9	8
14508	SN 25 E	35	50	11	10
15981	SNI 30 E	35	50	11	10
89170	SNI 39 E ZL	35	50	11	10
14741	SN 25 E	35	55	11	10
14509	SN 25 E	35	55	13	12
171089	SNI 30 E	35	55	13	12
171034	SN 25 E	35.5	43.5	9	8
66330	SN 25 E	35.5	45	7	6
62958	SN 25 E	36	44	5	4

SN 25/SNI 30/SNI 39

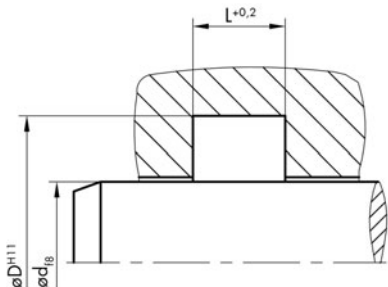
Sizes

Item No.	Code	d	D	L	H
5016	SNI 30 E	36	44	6.3	5.7
89985	SN 25 E	36	44	6.5	5.7
68118	SNI 39 E ZL	36	44	7	6.3
80752	SNI 30 E	36	44	9	8
66331	SN 25 E	36	45	11	10
14689	SN 25 E	36	46	8	7
16058	SNI 30 E	36	46	8	7.2
125078	SNI 39 E ZL	36	46	8	7.3
76441	SNI 39 E ZL	36	46	8	7
80308	SNI 39 E ZL	36	46	8.5	7.5
36438	SN 25 E	36	46	11	10
15931	SNI 30 E	36	46	11	10
81952	SNI 39 E ZL	36	46	11	10
171098	SNI 30 E	36	48	8	7.5
16059	SNI 30 E	36	48	9	8
169090	SN 25 E	36	50	9	8
7553	SN 25 E	36	50	11	10
117395	SN 25 E	36	51	11	10
171099	SNI 30 E	36	51	11	10
80309	SNI 39 E ZL	36	51	11	10
16060	SNI 30 E	36	51	12.5	11.5
131094	SNI 30 E	36	52	12.5	11.5
130051	SN 25 E	36	56	11	10
80306	SNI 39 E ZL	36	56	13	12
14690	SN 25 E	36	70	11	10
159131	SNI 39 E ZL	36.51	46.04	8.72	7.93
171100	SNI 30 E	37	45	6.3	5.7
80310	SNI 39 E ZL	37	47	9	8
64925	SNI 30 E	37	47	11	10
80307	SNI 39 E ZL	37	47	11	10
171101	SNI 30 E	38	44.5	5.3	4.8
14691	SN 25 E	38	45	5.5	5
171102	SNI 30 E	38	45	5.5	5
14510	SN 25 E	38	45	7	6
171103	SNI 30 E	38	45	7	6.2
67820	SN 25 E	38	45	9	8
14692	SN 25 E	38	46	7.5	6.5
169094	SN 25 E	38	50	7	6
14693	SN 25 E	38	50	10	9
14512	SN 25 E	38	50	11	10
14513	SN 25 E	38	55	11	10
80311	SNI 39 E ZL	38	55	11	10
14742	SN 25 E	38	58	11	10
159132	SNI 39 E ZL	38.1	44.45	7.14	6.35
159134	SNI 39 E ZL	38.1	47.62	7.14	6.35
162623	SN 25 E	38.1	47.62	8.72	7.93
159135	SNI 39 E ZL	38.1	47.62	8.72	7.93
159136	SNI 39 E ZL	38.1	47.62	10.31	9.52
159133	SNI 39 E ZL	38.1	47.62	6.35	4.76
159137	SNI 39 E ZL	38.1	50.8	7.14	6.35
159138	SNI 39 E ZL	38.1	50.8	10.31	9.52
36407	SN 25 E	38.1	50.8	10.31	9.52
159139	SNI 39 E ZL	38.1	53.97	10.31	9.52
169991	SN 25 E	39	47	7	6
66342	SN 25 E	40	48	6	5

SN 25/SNI 30/SNI 39

Item No. Code d D L H

Sizes



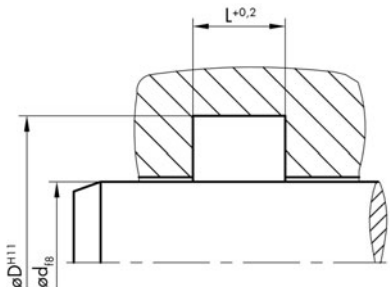
16064	SNI 30 E	40	48	6.3	5.7
125079	SNI 39 E ZL	40	48	6.3	5.7
66343	SN 25 E	40	48	9	8
80235	SNI 30 E	40	48	9	8
157464	SNI 39 E ZL	40	48	9	8
22665	SN 25 E	40	48	12	11
68119	SNI 39 E ZL	40	49.5	10.5	9.5
171104	SNI 30 E	40	49.52	10.5	10
67822	SN 25 E	40	50	6	5
66345	SN 25 E	40	50	7	6
14694	SN 25 E	40	50	7.5	6.5
66346	SN 25 E	40	50	8	7
16066	SNI 30 E	40	50	8	7.2
68120	SNI 39 E ZL	40	50	8	7.3
169101	SN 25 E	40	50	8	7.2
66748	SN 25 E	40	50	9	8
117385	SNI 30 E	40	50	9	8
133008	SN 25 E	40	50	10	9
171105	SNI 30 E	40	50	10	9
14514	SN 25 E	40	50	11	10
15933	SNI 30 E	40	50	11	10
78880	SNI 39 E ZL	40	50	11	10
171106	SNI 30 E	40	50	13.5	12.5
106894	SNI 39 E ZL	40	50	10.31	9.37
16068	SNI 30 E	40	52	9	8
43071	SNI 30 E	40	55	8	7.2
14415	SN 25 E	40	55	11	10
15934	SNI 30 E	40	55	11	10
68121	SNI 39 E ZL	40	55	11	10
16069	SNI 30 E	40	55	12.5	11.5
80312	SNI 39 E ZL	40	55	12.5	11.5
169135	SN 25 E	40	56	9	8
14743	SN 25 E	40	56	11	10
14516	SN 25 E	40	60	11	10
14517	SN 25 E	40	60	13	12
171107	SNI 30 E	40	60	13	12
80313	SNI 39 E ZL	40	60	13	12
14695	SN 25 E	40	60	14	13
14518	SN 25 E	40	60	19	18
169186	SN 25 E	40	65	11	10
14519	SN 25 E	40	65	13	12
76182	SN 25 E	40	65	20	18.7
169217	SN 25 E	40	70	16	15
169251	SN 25 E	40	75	11	10.5
159140	SNI 39 E ZL	41.27	47.62	7.14	6.35
159142	SNI 39 E ZL	41.27	50.8	8.72	7.93
159143	SNI 39 E ZL	41.27	50.8	10.31	9.52
159141	SNI 39 E ZL	41.27	50.8	7.93	7.14
159144	SNI 39 E ZL	41.27	53.97	10.31	9.52
161081	SNI 39 E ZL	42	48	7	6
44785	SNI 30 E	42	50	7.5	6.5
14520	SN 25 E	42	50	9	8
118318	SNI 30 E	42	50	9	8
36691	SNI 39 E ZL	42	50	12.5	11.5
171035	SN 25 E	42	52	7	6

SN 25/SNI 30/SNI 39

Sizes

Item No.	Code	d	D	L	H
169116	SN 25 E	42	52	10	9
14521	SN 25 E	42	52	11	10
89171	SNI 39 E ZL	42	52	11	10
68123	SNI 39 E ZL	42	53	10	9
171108	SNI 30 E	42	62	11	10.5
14729	SN 25 E	42	62	13	12
171109	SNI 30 E	42	62	13	12.5
71716	SN 25 E	42	72	11	10
159145	SNI 39 E ZL	44.45	50.8	7.14	6.35
159146	SNI 39 E ZL	44.45	53.97	7.14	6.35
159148	SNI 39 E ZL	44.45	53.97	8.72	7.93
159149	SNI 39 E ZL	44.45	53.97	10.31	9.52
159150	SNI 39 E ZL	44.45	57.15	7.14	6.35
46585	SN 25 E	44.45	57.15	10.31	9.52
159151	SNI 39 E ZL	44.45	57.15	10.31	9.52
159152	SNI 39 E ZL	44.45	57.15	14.3	12.7
16070	SNI 30 E	45	53	6.3	5.7
125081	SNI 39 E ZL	45	53	6.3	5.6
89986	SN 25 E	45	53	6.5	5.7
67826	SN 25 E	45	53	9	8
73773	SNI 30 E	45	53	9	8
16071	SNI 30 E	45	53	11	10
68125	SNI 39 E ZL	45	53	12.5	11.5
20958	SN 25 E	45	53	13	12
16072	SNI 30 E	45	53	13	12
29542	SN 25 E	45	55	6	5
125030	SNI 30 E	45	55	6.3	5.7
148582	SNI 30 E	45	55	6.5	5.8
66362	SN 25 E	45	55	7	6
14697	SN 25 E	45	55	7.5	6.5
16073	SNI 30 E	45	55	8	7.2
125082	SNI 39 E ZL	45	55	8	7.3
80317	SNI 39 E ZL	45	55	8	7
35925	SN 25 E	45	55	8	7
14522	SN 25 E	45	55	11	10
15936	SNI 30 E	45	55	11	10
22938	SNI 39 E ZL	45	55	11	10
66363	SN 25 E	45	55	12	11
170895	SNI 39 E ZL	45	55	12.5	11.5
78609	SN 25 E	45	55	13	12
66364	SN 25 E	45	56	8	7
152586	SN 25 E	45	57.7	10.5	9.5
16074	SNI 30 E	45	57.7	10.5	9.5
68127	SNI 39 E ZL	45	57.7	10.5	9.5
171110	SNI 30 E	45	58	10	9
14523	SN 25 E	45	60	11	10
15937	SNI 30 E	45	60	11	10
78881	SNI 39 E ZL	45	60	11	10
16076	SNI 30 E	45	60	12.5	11.5
125083	SNI 39 E ZL	45	60	12.5	11.5
14698	SN 25 E	45	63	11	10
14524	SN 25 E	45	63	13	12
14699	SN 25 E	45	65	11	10
171111	SNI 30 E	45	65	11	10
89172	SNI 39 E ZL	45	65	11	10

Sizes



14525	SN 25 E	45	65	13	12
15938	SNI 30 E	45	65	13	12
68128	SNI 39 E ZL	45	65	13	12
16077	SNI 30 E	45	65	14.5	13.5
169219	SN 25 E	45	70	13	12
171112	SNI 30 E	46	56	8	7.5
158745	SNI 30 E	47	56	10	9
159153	SNI 39 E ZL	47.62	57.15	10.31	9.52
117569	SN 25 E	47.62	57.15	10.31	9.52
68129	SNI 39 E ZL	48	56	12.5	11.5
170896	SNI 39 E ZL	48	56	13	12
14526	SN 25 E	48	58	11	10
169152	SN 25 E	48	60	10	9
66378	SN 25 E	48	63	11	10
42379	SNI 39 E ZL	48	63	11	10
85881	SN 25 E	48	64	13	12
14527	SN 25 E	48	65	11	10
80323	SNI 39 E ZL	48	68	13	12
56008	SN 25 E	48	68	11	10
74275	SN 25 E	48	70	11	10
170897	SNI 39 E ZL	50	57	11	10
169139	SN 25 E	50	57	11	10
26574	SN 25 E	50	58	9	8
76449	SNI 39 E ZL	50	58	12.5	11.5
14528	SN 25 E	50	60	6	5
56453	SN 25 E	50	60	7	6
66379	SN 25 E	50	60	8	7.2
16079	SNI 30 E	50	60	8	7.2
125085	SNI 39 E ZL	50	60	8	7.3
133358	SNI 30 E	50	60	8	7
117423	SN 25 E	50	60	9	8
14432	SN 25 E	50	60	11	10
15939	SNI 30 E	50	60	11	10
80320	SNI 39 E ZL	50	60	11	10
14700	SN 25 E	50	60	12	11
14529	SN 25 E	50	60	13	12
171113	SNI 30 E	50	60	13	12
14731	SN 25 E	50	60	14	13
171114	SNI 30 E	50	62	9	8
14530	SN 25 E	50	62	10	9
80319	SNI 39 E ZL	50	62	11	10
171115	SNI 30 E	50	62.7	10.5	10
68135	SNI 39 E ZL	50	62.7	10.5	9.5
14531	SN 25 E	50	63	7	6
68342	SN 25 E	50	63	9	8
169175	SN 25 E	50	63	10	9
14532	SN 25 E	50	63	11	10
46913	SNI 39 E ZL	50	65	10.5	9.5
14411	SN 25 E	50	65	11	10
15940	SNI 30 E	50	65	11	10
68136	SNI 39 E ZL	50	65	11	10
46914	SNI 39 E ZL	50	65	12	11
16082	SNI 30 E	50	65	12.5	11.5
125086	SNI 39 E ZL	50	65	12.5	11.5
133261	SNI 30 E	50	65	12.5	11.4

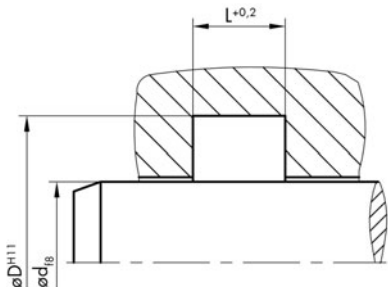
SN 25/SNI 30/SNI 39

Sizes

Item No.	Code	d	D	L	H
169202	SN 25 E	50	65	13	12
68139	SNI 39 E ZL	50	65	16.5	15.5
171116	SNI 30 E	50	68	10	9
108747	SN 25 E	50	70	9	8
14533	SN 25 E	50	70	11	10
171117	SNI 30 E	50	70	11	10
14534	SN 25 E	50	70	13	12
15941	SNI 30 E	50	70	13	12
46915	SNI 39 E ZL	50	70	13	12
16085	SNI 30 E	50	70	14.5	13.5
170898	SNI 39 E ZL	50	70	15	14
14535	SN 25 E	50	70	19	18
110309	SN 25 E	50	72	11	10
57118	SN 25 E	50	74	16	15
159835	SN 25 E	50	75	9	8
14536	SN 25 E	50	75	13	12
159155	SNI 39 E ZL	50.8	57.15	7.14	6.35
162624	SN 25 E	50.8	60.32	7.14	6.35
159156	SNI 39 E ZL	50.8	60.32	7.14	6.35
162625	SN 25 E	50.8	60.32	8.72	7.93
159157	SNI 39 E ZL	50.8	60.32	8.72	7.93
66839	SN 25 E	50.8	60.32	10.31	9.52
159158	SNI 39 E ZL	50.8	60.32	10.31	9.52
159159	SNI 39 E ZL	50.8	63.5	7.14	6.35
159160	SNI 39 E ZL	50.8	63.5	8.72	7.93
36410	SN 25 E	50.8	63.5	10.31	9.52
125147	SNI 30 E	50.8	63.5	10.31	9.52
159161	SNI 39 E ZL	50.8	63.5	10.31	9.52
159162	SNI 39 E ZL	50.8	66.67	8.72	7.93
159163	SNI 39 E ZL	50.8	66.67	14.3	12.7
66848	SN 25 E	50.8	69.85	14.3	12.7
159164	SNI 39 E ZL	50.8	69.85	17.47	15.87
49540	SNI 30 E	52	62	11	10
80321	SNI 39 E ZL	52	62	11	10
14537	SN 25 E	52	62	13	12
67830	SN 25 E	53	63	6	5
14701	SN 25 E	53	63	7.5	6.5
126251	SN 25 E	53	63	11	10
133013	SN 25 E	53	63	13	12
159165	SNI 39 E ZL	53.97	63.5	10.31	9.52
67841	SN 25 E	54	72	11	10
68142	SNI 39 E ZL	55	62.5	10	9
56791	SNI 30 E	55	63	9	8
170899	SNI 39 E ZL	55	63	12.5	11.5
16086	SNI 30 E	55	63	13	12
28923	SNI 30 E	55	63	8.33	7.28
67833	SN 25 E	55	65	6	5
67834	SN 25 E	55	65	7	6
16087	SNI 30 E	55	65	8	7.2
170900	SNI 39 E ZL	55	65	9.5	9
14539	SN 25 E	55	65	11	10
15982	SNI 30 E	55	65	11	10
68145	SNI 39 E ZL	55	65	11	10
14540	SN 25 E	55	65	13	12
15942	SNI 30 E	55	65	13	12

SN 25/SNI 30/SNI 39

Sizes



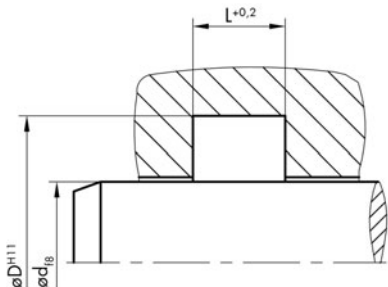
Item No.	Code	d	D	L	H
80322	SNI 39 E ZL	55	65	13	12
171118	SNI 30 E	55	65	14.5	13.5
16183	SNI 30 E	55	67	11	10
171119	SNI 30 E	55	68	11	10.5
68284	SN 25 E	55	70	9	8
117425	SN 25 E	55	70	11	10
15983	SNI 30 E	55	70	11	10
48501	SNI 39 E ZL	55	70	11	10
93332	SNI 30 E	55	70	11.5	10.6
14424	SN 25 E	55	70	13	12
15984	SNI 30 E	55	70	13	12
80325	SNI 39 E ZL	55	70	13	12
14417	SN 25 E	55	75	11	10
14541	SN 25 E	55	75	13	12
171120	SNI 30 E	55	75	13	12
80326	SNI 39 E ZL	55	75	13	12
16088	SNI 30 E	55	75	14.5	13.5
14542	SN 25 E	55	80	13	12
67853	SN 25 E	55	80	19	18
149572	SN 25 E	56	66	6	5
89987	SN 25 E	56	66	7.5	6.7
125034	SNI 30 E	56	66	9	8
15943	SNI 30 E	56	66	11	10
80327	SNI 39 E ZL	56	66	11	10
39173	SN 25 E	56	71	11	10
15944	SNI 30 E	56	71	11	10
80328	SNI 39 E ZL	56	71	11	10
16089	SNI 30 E	56	71	12.5	11.5
125088	SNI 39 E ZL	56	71	12.5	11.5
171121	SNI 30 E	56	76	13	12
80329	SNI 39 E ZL	56	76	13	12
171122	SNI 30 E	56	76	14.5	13.5
171123	SNI 30 E	56	76	16	15
170901	SNI 39 E ZL	57.1	66.7	10.5	10
170902	SNI 39 E ZL	57.1	69.8	10.5	10
68147	SNI 39 E ZL	57.15	66.67	10.31	9.52
36419	SN 25 E	57.15	69.85	10.31	9.52
68148	SNI 39 E ZL	57.15	69.85	10.31	9.52
125153	SNI 30 E	57.15	69.85	10.31	9.52
66854	SN 25 E	57.15	76.2	14.3	12.7
6412	SNI 39 E ZL	58	68	12.5	11.5
77713	SN 25 E	58	74	14	13
169232	SN 25 E	59	70	9	8
75394	SN 25 E	59	81	11	10
14543	SN 25 E	60	68	9	8
49411	SN 25 E	60	68	11	10
40622	SNI 39 E ZL	60	68	12.5	11.5
14544	SN 25 E	60	70	6	5
67839	SN 25 E	60	70	7	6
16092	SNI 30 E	60	70	8	7.2
80598	SNI 39 E ZL	60	70	8	7.5
14702	SN 25 E	60	70	9	8
14545	SN 25 E	60	70	11	10
15986	SNI 30 E	60	70	11	10
80324	SNI 39 E ZL	60	70	11	10

SN 25/SNI 30/SNI 39

Sizes

Item No.	Code	d	D	L	H
68152	SNI 39 E ZL	60	70	12.5	11.5
127080	SNI 30 E	60	70	12.8	11.8
14546	SN 25 E	60	70	13	12
15987	SNI 30 E	60	70	13	12
68153	SNI 39 E ZL	60	70	13	12
14732	SN 25 E	60	70	14	13
125692	SNI 30 E	60	70	14	13
171124	SNI 30 E	60	72	9	8
171125	SNI 30 E	60	72	10	9
127312	SNI 39 E ZL	60	72	11	10
82667	SN 25 E	60	75	9	8
14703	SN 25 E	60	75	11	10
15988	SNI 30 E	60	75	11	10
68154	SNI 39 E ZL	60	75	11	10
43028	SNI 30 E	60	75	12.5	11.5
86721	SNI 39 E ZL	60	75	12.5	11.5
14547	SN 25 E	60	75	13	12
15946	SNI 30 E	60	75	13	12
46917	SNI 39 E ZL	60	75	13	12
68155	SNI 39 E ZL	60	75	16.5	15.5
171126	SNI 30 E	60	77	12	11
14548	SN 25 E	60	80	11	10
14549	SN 25 E	60	80	13	12
15947	SNI 30 E	60	80	13	12
80331	SNI 39 E ZL	60	80	13	12
171127	SNI 30 E	60	80	14.5	13.5
14550	SN 25 E	60	80	19	18
67861	SN 25 E	60	85	11	10
72795	SN 25 E	60	85	13	12
169304	SN 25 E	60	85	13.5	12.5
14551	SN 25 E	60	90	16	15
159166	SNI 39 E ZL	60.32	69.85	10.31	9.52
159169	SNI 39 E ZL	60.32	73.02	10.31	9.52
150432	SNI 39 E ZL	60.32	73.02	8.73	7.54
171128	SNI 30 E	62	74	14	13
46541	SNI 30 E	62.8	72	10.8	9.8
29545	SN 25 E	63	73	6	5
171129	SNI 30 E	63	73	11	10
15948	SNI 30 E	63	73	13	12
46919	SNI 39 E ZL	63	73	13	12
116125	SNI 30 E	63	75	9.6	8.7
125953	SN 25 E	63	75	10	9
14705	SN 25 E	63	75	11	10
68157	SNI 39 E ZL	63	75	11	10
14554	SN 25 E	63	75	13	12
14555	SN 25 E	63	78	11	10
15949	SNI 30 E	63	78	11	10
80330	SNI 39 E ZL	63	78	11	10
16100	SNI 30 E	63	78	12.5	11.5
68173	SNI 39 E ZL	63	78	12.5	11.5
171130	SNI 30 E	63	78	13	12
67854	SN 25 E	63	80	10	9
46369	SN 25 E	63	80	11	10
15950	SNI 30 E	63	83	13	12
80334	SNI 39 E ZL	63	83	13	12

Sizes



171131	SNI 30 E	63	83	14.5	13.5
68164	SNI 39 E ZL	63	83	14.5	13.5
14556	SN 25 E	63	83	16	15
16103	SNI 30 E	63	83	16	15
159171	SNI 39 E ZL	63.5	73.02	8.72	7.93
159174	SNI 39 E ZL	63.5	73.02	10.31	9.52
117504	SNI 30 E	63.5	74.6	8.72	7.93
159175	SNI 39 E ZL	63.5	76.2	7.14	6.35
36423	SN 25 E	63.5	76.2	10.31	9.52
68165	SNI 39 E ZL	63.5	76.2	10.31	9.52
80775	SNI 30 E	63.5	76.2	10.31	9.52
170903	SNI 39 E ZL	63.5	76.2	10.5	10
159177	SNI 39 E ZL	63.5	79.37	14.3	12.7
171042	SN 25 E	63.5	82.55	14.3	12.7
159178	SNI 39 E ZL	63.5	82.55	17.47	15.87
67855	SN 25 E	64	80	9	8
170904	SNI 39 E ZL	65	73	12.5	11.5
67846	SN 25 E	65	75	7	6
67847	SN 25 E	65	75	11	10
16184	SNI 30 E	65	75	11	10
170905	SNI 39 E ZL	65	75	11	10
80600	SNI 39 E ZL	65	75	12.5	11.5
14557	SN 25 E	65	75	13	12
15989	SNI 30 E	65	75	13	12
80921	SNI 39 E ZL	65	75	13	12
171133	SNI 30 E	65	75	14.5	13.5
171134	SNI 30 E	65	77	10	9
68167	SNI 39 E ZL	65	77.7	10.5	9.5
46040	SNI 30 E	65	78	11	10
157398	SNI 39 E ZL	65	78	11	10
35468	SN 25 E	65	80	11	10
171136	SNI 30 E	65	80	11	10
80333	SNI 39 E ZL	65	80	11	10
14706	SN 25 E	65	80	12	11
14426	SN 25 E	65	80	13	12
15991	SNI 30 E	65	80	13	12
80335	SNI 39 E ZL	65	80	13	12
14552	SN 25 E	65	85	11	10
14422	SN 25 E	65	85	13	12
15992	SNI 30 E	65	85	13	12
73974	SNI 39 E ZL	65	85	13	12
16106	SNI 30 E	65	85	14.5	13.5
67867	SN 25 E	65	90	13	12
67868	SN 25 E	65	90	19	18
169266	SN 25 E	66	76	9	8
14707	SN 25 E	66	80	11	10
170906	SNI 39 E ZL	66	80	11	10.5
159179	SNI 39 E ZL	66.67	76.2	10.31	9.52
159180	SNI 39 E ZL	66.67	79.37	14.3	12.7
159182	SNI 39 E ZL	66.67	82.55	17.47	15.87
68169	SNI 39 E ZL	67	75	12.5	11.5
65495	SN 25 E	67	77	11	10
14558	SN 25 E	67	77	13	12
90478	SN 25 E	68	78	13	12
170907	SNI 39 E ZL	69.8	82.5	10.5	10

SN 25/SNI 30/SNI 39

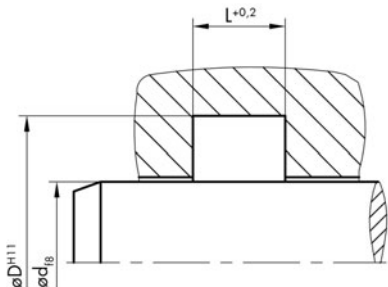
Sizes

Item No.	Code	d	D	L	H
159183	SNI 39 E ZL	69.85	79.37	10.31	9.52
80781	SNI 30 E	69.85	82.55	10.31	9.52
68170	SNI 39 E ZL	69.85	82.55	10.31	9.52
159184	SNI 39 E ZL	69.85	85.72	10.31	9.52
159185	SNI 39 E ZL	69.85	85.72	14.3	12.7
89882	SN 25 E	69.85	88.9	12.7	11.7
159186	SNI 39 E ZL	69.85	88.9	17.47	15.87
68171	SNI 39 E ZL	70	77.5	10	9
170908	SNI 39 E ZL	70	78	12.5	11.5
73782	SNI 30 E	70	78	13	12
77714	SN 25 E	70	78	14.5	13.5
68172	SNI 39 E ZL	70	79	14	13
67858	SN 25 E	70	80	6	5
22433	SNI 30 E	70	80	6.5	6
14559	SN 25 E	70	80	7	6
79749	SN 25 E	70	80	8	7
16107	SNI 30 E	70	80	8	7.2
14708	SN 25 E	70	80	9	8
14746	SN 25 E	70	80	11	10
16108	SNI 30 E	70	80	11	10
170909	SNI 39 E ZL	70	80	12.5	11.5
14412	SN 25 E	70	80	13	12
15951	SNI 30 E	70	80	13	12
22132	SNI 39 E ZL	70	80	13	12
116124	SNI 30 E	70	82	9.6	9
110382	SN 25 E	70	82	10.5	9.5
14560	SN 25 E	70	82	11	10
46911	SNI 30 E	70	83	11	10
169308	SN 25 E	70	85	11	10
15952	SNI 30 E	70	85	11	10
37968	SNI 39 E ZL	70	85	11	10
93334	SNI 30 E	70	85	11.5	10.6
16109	SNI 30 E	70	85	12.5	11.5
68177	SNI 39 E ZL	70	85	12.5	11.5
14425	SN 25 E	70	85	13	12
15953	SNI 30 E	70	85	13	12
118988	SNI 39 E ZL	70	85	13	12
35656	SN 25 E	70	90	11	10
14428	SN 25 E	70	90	13	12
15954	SNI 30 E	70	90	13	12
68179	SNI 39 E ZL	70	90	13	12
16110	SNI 30 E	70	90	14.5	13.5
16111	SNI 30 E	70	90	16	15
80338	SNI 39 E ZL	70	90	16	15
22389	SN 25 E	70	90	19	18
14709	SN 25 E	70	95	13	12
67880	SN 25 E	72	96	13	12
170910	SNI 39 E ZL	73	82.4	7.8	7.3
171139	SNI 30 E	73	82.5	8	7.5
159187	SNI 39 E ZL	73.02	82.55	10.31	9.52
68181	SNI 39 E ZL	75	83	12.5	11.5
16113	SNI 30 E	75	85	8	7.2
68182	SNI 39 E ZL	75	85	9.5	8.7
79748	SN 25 E	75	85	11	10
170911	SNI 39 E ZL	75	85	11	10.5

SN 25/SNI 30/SNI 39

Item No. Code d D L H

Sizes



68184	SNI 39 E ZL	75	85	12.5	11.5
14561	SN 25 E	75	85	13	12
15993	SNI 30 E	75	85	13	12
46922	SNI 39 E ZL	75	85	13	12
22684	SNI 30 E	75	87	9.6	8.6
14562	SN 25 E	75	90	8.5	7.5
67870	SN 25 E	75	90	10	9
66749	SN 25 E	75	90	11	10
15994	SNI 30 E	75	90	11	10
80336	SNI 39 E ZL	75	90	11	10
14563	SN 25 E	75	90	13	12
15995	SNI 30 E	75	90	13	12
80337	SNI 39 E ZL	75	90	13	12
67877	SN 25 E	75	95	11	10
14564	SN 25 E	75	95	13	12
171140	SNI 30 E	75	95	13	12
16115	SNI 30 E	75	95	14.5	13.5
14565	SN 25 E	75	100	16	15
72961	SNI 30 E	75	105	23.5	22.5
16116	SNI 30 E	76	84	8.5	7.5
159188	SNI 39 E ZL	76.2	85.72	10.31	9.52
36425	SN 25 E	76.2	88.9	10.31	9.52
68186	SNI 39 E ZL	76.2	88.9	10.31	9.52
170912	SNI 39 E ZL	76.2	88.9	10.5	10
159189	SNI 39 E ZL	76.2	88.9	17.47	15.87
159190	SNI 39 E ZL	76.2	92.07	14.3	12.7
159191	SNI 39 E ZL	76.2	95.25	17.47	15.87
69616	SN 25 E	76.2	101.6	14.3	12.7
68187	SNI 39 E ZL	77	86	15	14
61440	SNI 39 E ZL	78	86	12.5	11.5
68189	SNI 39 E ZL	78	86	14.5	13.5
170913	SNI 39 E ZL	78	88	13	12
170914	SNI 39 E ZL	78	90	13	12.5
169334	SN 25 E	78	93	11.5	10.5
74956	SN 25 E	78	100	16	15
68191	SNI 39 E ZL	79.37	88.9	10.31	9.52
159192	SNI 39 E ZL	79.37	88.9	17.47	15.87
170915	SNI 39 E ZL	79.4	88.9	10.5	10
170916	SNI 39 E ZL	80	88	12.5	11.5
14566	SN 25 E	80	90	6	5
67871	SN 25 E	80	90	7	6
16117	SNI 30 E	80	90	8	7.2
67872	SN 25 E	80	90	9	8
14567	SN 25 E	80	90	11	10
73786	SNI 30 E	80	90	11	10.5
14568	SN 25 E	80	90	13	12
15955	SNI 30 E	80	90	13	12
22965	SNI 39 E ZL	80	90	13	12
79750	SN 25 E	80	90	14.5	13.5
156390	SNI 39 E ZL	80	90	14.5	13.5
171141	SNI 30 E	80	90	15	14
80850	SNI 30 E	80	92	9.6	8.6
46154	SNI 30 E	80	93	11	10
169339	SN 25 E	80	95	10	9
69135	SNI 30 E	80	95	10	9

SN 25/SNI 30/SNI 39

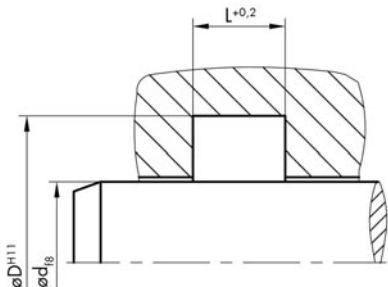
Sizes

Item No.	Code	d	D	L	H
15956	SNI 30 E	80	95	11	10
59321	SNI 39 E ZL	80	95	11	10
16119	SNI 30 E	80	95	12.5	11.5
80610	SNI 39 E ZL	80	95	12.5	11.5
14427	SN 25 E	80	95	13	12
15957	SNI 30 E	80	95	13	12
80340	SNI 39 E ZL	80	95	13	12
14420	SN 25 E	80	100	11	10
14429	SN 25 E	80	100	13	12
15958	SNI 30 E	80	100	13	12
80341	SNI 39 E ZL	80	100	13	12
16120	SNI 30 E	80	100	14.5	13.5
171142	SNI 30 E	80	100	16	15
80342	SNI 39 E ZL	80	100	16	15
14569	SN 25 E	80	100	19	18
118745	SN 25 E	80	105	13	12
22385	SN 25 E	82	92	11	10
170917	SNI 39 E ZL	82.5	97.5	13	12.5
159193	SNI 39 E ZL	82.55	92.07	10.31	9.52
159194	SNI 39 E ZL	82.55	92.07	15.72	14.28
89892	SNI 39 E ZL	82.55	95.25	10.31	9.52
159195	SNI 39 E ZL	82.55	98.42	14.3	12.7
117390	SNI 30 E	82.55	98.5	14	13
70364	SN 25 E	83	98	14.5	13.5
73180	SN 25 E	84	100	14.5	13.5
68194	SNI 39 E ZL	85	92.5	10	9
37769	SNI 39 E ZL	85	93	12.5	11.5
73789	SNI 30 E	85	94	15	14
106964	SNI 30 E	85	95	7	6
171143	SNI 30 E	85	95	8	7.2
14712	SN 25 E	85	95	9.5	8.5
74294	SN 25 E	85	95	10.5	9.5
14570	SN 25 E	85	95	13	12
80800	SNI 30 E	85	95	13	12
118556	SN 25 E	85	100	9	8
56452	SN 25 E	85	100	10	9
80577	SN 25 E	85	100	12	11
171144	SNI 30 E	85	100	12	11
76464	SNI 30 E	85	100	12.5	11.5
125091	SNI 39 E ZL	85	100	12.5	11.5
14571	SN 25 E	85	100	13	12
15996	SNI 30 E	85	100	13	12
89157	SNI 39 E ZL	85	100	13	12
67885	SN 25 E	85	100	26	25
14572	SN 25 E	85	105	13	12
171145	SNI 30 E	85	105	13	12
80343	SNI 39 E ZL	85	105	13	12
16124	SNI 30 E	85	105	14.5	13.5
67892	SN 25 E	85	105	19	18
67898	SN 25 E	85	110	13	12
169396	SN 25 E	85	115	16	15
106963	SNI 30 E	88	98	7.5	6.5
159196	SNI 39 E ZL	88.9	98.42	10.31	9.52
159197	SNI 39 E ZL	88.9	101.6	8.72	7.93
66883	SN 25 E	88.9	101.6	10.31	9.52

SN 25/SNI 30/SNI 39

Item No.	Code	d	D	L	H
68195	SNI 39 E ZL	88.9	101.6	10.31	9.52
170918	SNI 39 E ZL	88.9	101.6	10.5	10
75135	SN 25 E	88.9	104.77	8.72	7.93
159198	SNI 39 E ZL	88.9	104.77	14.3	12.7
159199	SNI 39 E ZL	88.9	107.95	17.47	15.87
170919	SNI 39 E ZL	90	98	12.5	11.5
34725	SN 25 E	90	100	6	5
22416	SN 25 E	90	100	8	7
170921	SNI 39 E ZL	90	100	8	7.5
14714	SN 25 E	90	100	9	8
170920	SNI 39 E ZL	90	100	10	9
157381	SN 25 E	90	100	11	10
4854	SNI 30 E	90	100	11	10
148993	SNI 39 E ZL	90	100	11	10
171146	SNI 30 E	90	100	12.5	11.5
68196	SNI 39 E ZL	90	100	12.5	11.5
14421	SN 25 E	90	100	13	12
124684	SNI 39 E ZL	90	100	13	12
125043	SNI 30 E	90	102	10	9
16126	SNI 30 E	90	105	9.5	8.5
67893	SN 25 E	90	105	10	9
22434	SNI 30 E	90	105	10.5	9.5
46039	SNI 30 E	90	105	11	10
16127	SNI 30 E	90	105	12.5	11.5
68197	SNI 39 E ZL	90	105	12.5	11.5
14573	SN 25 E	90	105	13	12
15959	SNI 30 E	90	105	13	12
22361	SNI 39 E ZL	90	105	13	12
67899	SN 25 E	90	110	11	10
14574	SN 25 E	90	110	13	12
15960	SNI 30 E	90	110	13	12
68198	SNI 39 E ZL	90	110	13	12
16128	SNI 30 E	90	110	16	15
14575	SN 25 E	90	110	19	18
42513	SN 25 E	90	115	13	12
14576	SN 25 E	90	115	16	15
66740	SN 25 E	90	115	23	22
169408	SN 25 E	90	120	16	15
171147	SNI 30 E	91	99	8.5	8
159200	SNI 39 E ZL	92.07	104.77	10.31	9.52
7483	SNI 39 E ZL	93	101	12.5	11.5
169573	SNI 30 E	93	104	11	10.5
170922	SNI 39 E ZL	95	103	12.5	11.5
37768	SNI 39 E ZL	95	103	13	12
170923	SNI 39 E ZL	95	105	9.5	9
169571	SNI 30 E	95	105	11	10
14577	SN 25 E	95	105	13	12
169157	SNI 30 E	95	105	13	12
68201	SNI 39 E ZL	95	105	13	12
67900	SN 25 E	95	110	10	9
125045	SNI 30 E	95	110	10	9
117432	SN 25 E	95	110	11	10
14414	SN 25 E	95	110	13	12
43053	SNI 30 E	95	110	13	12
14715	SN 25 E	95	110	16	15

Sizes

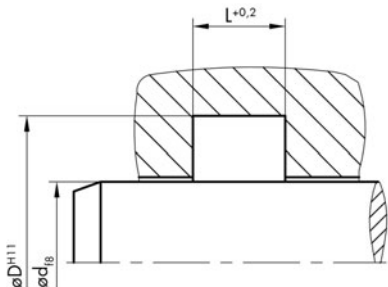


SN 25/SNI 30/SNI 39

Sizes

Item No.	Code	d	D	L	H
169394	SN 25 E	95	112	12	11
14578	SN 25 E	95	115	13	12
16131	SNI 30 E	95	115	13	12
118863	SNI 39 E ZL	95	115	13	12
14717	SN 25 E	95	115	19	18
159201	SNI 39 E ZL	95.25	104.77	10.31	9.52
159202	SNI 39 E ZL	95.25	107.95	10.31	9.52
159203	SNI 39 E ZL	95.25	107.95	14.3	12.7
159204	SNI 39 E ZL	95.25	107.95	15.72	14.28
15484	SN 25 E	96	105	12	11
170924	SNI 39 E ZL	97	105	12.5	11.5
68203	SNI 39 E ZL	97	105	14.5	13.5
170925	SNI 39 E ZL	97	106	15	14
14580	SN 25 E	98	108	11	10
170926	SNI 39 E ZL	99	109	13	12.5
170927	SNI 39 E ZL	100	108	12.5	11.5
77490	SN 25 E	100	110	6	5
169392	SN 25 E	100	110	9	8
170929	SNI 39 E ZL	100	110	11	10.5
170928	SNI 39 E ZL	100	110	12.5	11.5
169360	SNI 30 E	100	110	15	14
160456	SNI 39 E ZL	100	110	15	14
169359	SNI 30 E	100	113	13.5	13
67901	SN 25 E	100	115	10	9
169403	SNI 30 E	100	115	10	9
125046	SNI 30 E	100	115	11	10
16133	SNI 30 E	100	115	11.5	10.5
80238	SNI 30 E	100	115	12	11
14581	SN 25 E	100	115	13	12
15961	SNI 30 E	100	115	13	12
80349	SNI 39 E ZL	100	115	13	12
44858	SN 25 E	100	120	11	10
93317	SNI 30 E	100	120	12.5	11.5
14582	SN 25 E	100	120	13	12
15962	SNI 30 E	100	120	13	12
80350	SNI 39 E ZL	100	120	13	12
169402	SNI 30 E	100	120	14.5	13.5
14583	SN 25 E	100	120	16	15
15963	SNI 30 E	100	120	16	15
80351	SNI 39 E ZL	100	120	16	15
80612	SNI 39 E ZL	100	120	16	14.5
14733	SN 25 E	100	120	19	18
14642	SN 25 E	100	125	13	12
14584	SN 25 E	100	125	16	15
80346	SNI 39 E ZL	100	125	16	15
169458	SNI 30 E	100	125	20	19
22667	SN 25 E	100	130	13	12
169431	SN 25 E	100	130	16	15
36641	SN 25 E	100	130	19	18
72962	SN 25 E	100	135	17	16
159205	SNI 39 E ZL	101.6	111.12	10.31	9.52
125388	SNI 30 E	101.6	111.12	10.31	9.52
159206	SNI 39 E ZL	101.6	114.3	8.72	7.93
159207	SNI 39 E ZL	101.6	114.3	10.31	9.52
159208	SNI 39 E ZL	101.6	114.3	15.72	14.28

Sizes



159209	SNI 39 E ZL	101.6	117.47	10.31	9.52
159210	SNI 39 E ZL	101.6	117.47	14.3	12.7
159211	SNI 39 E ZL	101.6	120.65	14.3	12.7
159212	SNI 39 E ZL	101.6	120.65	17.47	15.87
7515	SN 25 E	104	110	13	12
170931	SNI 39 E ZL	105	113	12.5	11.5
170930	SNI 39 E ZL	105	113	14.5	13.5
169457	SNI 30 E	105	115	11	10
169546	SNI 30 E	105	115	12.5	11.5
68211	SNI 39 E ZL	105	115	12.5	11.5
169545	SNI 30 E	105	115	14.5	13.5
161798	SNI 30 E	105	117	11	10
14748	SN 25 E	105	120	9	8
59451	SNI 39 E ZL	105	120	10.9	9.9
169542	SNI 30 E	105	120	13	12
14718	SN 25 E	105	120	16	15
15964	SNI 30 E	105	120	16	15
78529	SN 25 E	105	125	11	10
14749	SN 25 E	105	125	13	12
169541	SNI 30 E	105	125	13	12
66751	SN 25 E	105	125	15	14
14585	SN 25 E	105	125	16	15
159836	SN 25 E	105	130	13	12
66752	SN 25 E	106	120	9.5	8.5
134964	SNI 30 E	106	120	10.5	9.5
119006	SNI 30 E	107	117	7	6
159213	SNI 39 E ZL	107.95	127	17.47	15.87
170932	SNI 39 E ZL	110	118	12.5	11.5
119007	SNI 30 E	110	120	7	6
73794	SNI 30 E	110	120	13	12
80355	SNI 39 E ZL	110	120	13	12
125048	SNI 30 E	110	125	10.6	9.6
16139	SNI 30 E	110	125	12	11
14719	SN 25 E	110	125	13	12
134400	SNI 39 E ZL	110	125	13	12
14431	SN 25 E	110	125	16	15
169547	SNI 30 E	110	125	16	15
22363	SNI 39 E ZL	110	125	16	15
149573	SN 25 E	110	130	11	10
67906	SN 25 E	110	130	13	12
15966	SNI 30 E	110	130	13	12
80356	SNI 39 E ZL	110	130	13	12
14586	SN 25 E	110	130	16	15
15967	SNI 30 E	110	130	16	15
80357	SNI 39 E ZL	110	130	16	15
80358	SNI 39 E ZL	110	130	16	14.5
14720	SN 25 E	110	130	19	18
80354	SNI 39 E ZL	110	135	16	15
169449	SN 25 E	110	135	19	18
169538	SNI 30 E	110	135	20	19
117436	SN 25 E	110	140	19	18
170933	SNI 39 E ZL	112	122	11	10.5
170934	SNI 39 E ZL	113	123	9.5	9
14721	SN 25 E	113	125	10.5	9.5
159214	SNI 39 E ZL	114.3	127	10.31	9.52

SN 25/SNI 30/SNI 39

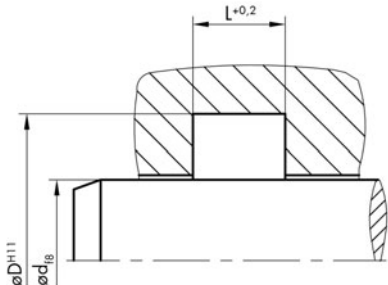
Sizes

Item No.	Code	d	D	L	H
73197	SN 25 E	114.3	127	16	14.5
75137	SN 25 E	114.3	130.17	10.31	9.52
159215	SNI 39 E ZL	114.3	130.17	14.3	12.7
159216	SNI 39 E ZL	114.3	130.17	17.47	15.87
159217	SNI 39 E ZL	114.3	133.35	17.47	15.87
68228	SNI 39 E ZL	115	123	12.5	11.5
68229	SNI 39 E ZL	115	125	13	12
170935	SNI 39 E ZL	115	125	15	14
171050	SN 25 E	115	125	16	15
171051	SN 25 E	115	126	16	15
169441	SN 25 E	115	130	11	10
170936	SNI 39 E ZL	115	130	11	10.5
14589	SN 25 E	115	130	16	15
67909	SN 25 E	115	135	13	12
169537	SNI 30 E	115	135	13	12
14590	SN 25 E	115	135	16	15
21683	SN 25 E	115	140	16	15
80360	SNI 39 E ZL	115	140	16	15
14750	SN 25 E	115	140	23	22
158712	SN 25 E	115	145	19	18
68230	SNI 39 E ZL	117	126	15	14
159219	SNI 39 E ZL	117.47	133.35	17.47	15.87
64739	SNI 39 E ZL	118	126	12.5	11.5
68232	SNI 39 E ZL	118	126	14.5	13.5
68233	SNI 39 E ZL	120	128	12.5	11.5
67907	SN 25 E	120	130	6	5
169552	SNI 30 E	120	130	8	7.2
16143	SNI 30 E	120	130	12.5	11.5
68234	SNI 39 E ZL	120	130	12.5	11.5
170937	SNI 39 E ZL	120	130	13	12
156396	SNI 39 E ZL	120	130	14.5	13.5
169445	SN 25 E	120	130	15	14
169564	SNI 30 E	120	132	11	10.5
169563	SNI 30 E	120	135	12.5	11.5
14591	SN 25 E	120	135	16	15
15998	SNI 30 E	120	135	16	15
77703	SNI 39 E ZL	120	135	16	15
14592	SN 25 E	120	140	11	10
72796	SN 25 E	120	140	13	12
15999	SNI 30 E	120	140	13	12
80359	SNI 39 E ZL	120	140	13	12
14593	SN 25 E	120	140	16	15
16000	SNI 30 E	120	140	16	15
22134	SNI 39 E ZL	120	140	16	15
67919	SN 25 E	120	150	16	15
159220	SNI 39 E ZL	120.65	130.17	10.31	9.52
159221	SNI 39 E ZL	120.65	130.17	17.47	15.87
68236	SNI 39 E ZL	121	135	10	9
76472	SNI 39 E ZL	125	133	12.5	11.5
170938	SNI 39 E ZL	125	135	11	10
171155	SNI 30 E	125	135	14.5	13.5
160457	SNI 39 E ZL	125	135	14.5	13.5
14723	SN 25 E	125	140	12	11
67911	SN 25 E	125	140	13	12
14594	SN 25 E	125	140	16	15

SN 25/SNI 30/SNI 39

Item No. Code d D L H

Sizes



149574	SN 25 E	125	145	11	10
15969	SNI 30 E	125	145	13	12
80361	SNI 39 E ZL	125	145	13	12
14595	SN 25 E	125	145	16	15
15968	SNI 30 E	125	145	16	15
80365	SNI 39 E ZL	125	145	16	15
169469	SN 25 E	125	145	19	18
67920	SN 25 E	125	150	13	12
171156	SNI 30 E	125	150	15	14
80367	SNI 39 E ZL	125	150	16	15
171157	SNI 30 E	125	150	20	19
14751	SN 25 E	125	155	16	15
15970	SNI 30 E	125	155	19	18
80369	SNI 39 E ZL	125	155	19	18
22691	SNI 30 E	127	139.7	10	9.2
159222	SNI 39 E ZL	127	139.7	10.31	9.52
159223	SNI 39 E ZL	127	139.7	15.72	14.28
159224	SNI 39 E ZL	127	142.87	14.3	12.7
75136	SN 25 E	127	146.05	10.31	9.52
159225	SNI 39 E ZL	127	146.05	17.47	15.87
170939	SNI 39 E ZL	128	136	12.5	11.5
160557	SNI 30 E	128	140	11	10
170940	SNI 39 E ZL	130	138	12.5	11.5
16147	SNI 30 E	130	140	8	7.2
171158	SNI 30 E	130	140	14.5	13.5
160458	SNI 39 E ZL	130	140	14.5	13.5
6550	SNI 30 E	130	145	13	12
16148	SNI 30 E	130	145	15	14
16149	SNI 30 E	130	145	16	15
67921	SN 25 E	130	150	11	10
171159	SNI 30 E	130	150	13	12
80362	SNI 39 E ZL	130	150	13	12
14598	SN 25 E	130	150	16	15
16002	SNI 30 E	130	150	16	15
80363	SNI 39 E ZL	130	150	16	15
169488	SN 25 E	130	160	19	18
159226	SNI 39 E ZL	130.17	142.87	15.72	14.28
159227	SNI 39 E ZL	130.17	152.4	14.3	12.7
76473	SNI 39 E ZL	131	150	14	13
68238	SNI 39 E ZL	132	142	9.5	8.7
170941	SNI 39 E ZL	135	143	12.5	11.5
124685	SNI 39 E ZL	135	145	13	12
68301	SNI 39 E ZL	135	150	12.5	11.5
14599	SN 25 E	135	150	16	15
170942	SNI 39 E ZL	135	150	16	15
14600	SN 25 E	135	155	16	15
14755	SN 25 E	135	160	16	15
95552	SN 25 E	136	146	7	6
159228	SNI 39 E ZL	136.52	149.22	17.47	15.87
159229	SNI 39 E ZL	136.52	152.4	17.47	15.87
68303	SNI 39 E ZL	137	146	15	14
72400	SN 25 E	138	158	13	12
159231	SNI 39 E ZL	139.7	152.4	10.31	9.52
66913	SN 25 E	139.7	152.4	10.31	9.52
159230	SNI 39 E ZL	139.7	152.4	15.72	14.28

SN 25/SNI 30/SNI 39

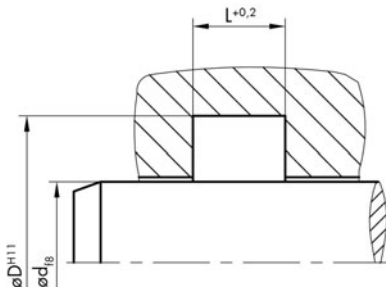
Sizes

Item No.	Code	d	D	L	H
159232	SNI 39 E ZL	139.7	155.57	8.72	7.93
159233	SNI 39 E ZL	139.7	158.75	17.47	15.87
170943	SNI 39 E ZL	140	148	12.5	11.5
67923	SN 25 E	140	150	6	5
11660	SNI 30 E	140	150	7	6
171160	SNI 30 E	140	150	12.5	11.5
68305	SNI 39 E ZL	140	150	12.5	11.5
158613	SN 25 E	140	150	16	15
16151	SNI 30 E	140	155	13	12
46129	SN 25 E	140	155	16	15
88187	SNI 30 E	140	155.5	7	6
169491	SN 25 E	140	160	11	10
14603	SN 25 E	140	160	13	12
15971	SNI 30 E	140	160	13	12
80314	SNI 39 E ZL	140	160	13	12
14604	SN 25 E	140	160	16	15
15972	SNI 30 E	140	160	16	15
80364	SNI 39 E ZL	140	160	16	15
80353	SNI 39 E ZL	140	165	16	15
16153	SNI 30 E	140	165	20	19
90269	SN 25 E	140	170	16	15
80332	SNI 39 E ZL	140	170	19	18
170944	SNI 39 E ZL	141	151	13	12.5
95551	SN 25 E	142	152	7	6
159234	SNI 39 E ZL	142.87	155.57	10.31	9.52
68308	SNI 39 E ZL	143	151	12.5	11.5
68309	SNI 39 E ZL	143	151	14.5	13.5
170945	SNI 39 E ZL	145	155	13	12.5
76474	SNI 30 E	145	157.7	10	9
46376	SN 25 E	145	160	10	9
170946	SNI 39 E ZL	145	160	13	12
14605	SN 25 E	145	165	16	15
157747	SN 25 E	146	160	10	9
34853	SN 25 E	146	170	15	14
171161	SNI 30 E	147	160	13	12.5
73798	SNI 30 E	150	160	14.5	13.5
160459	SNI 39 E ZL	150	160	14.5	13.5
16156	SNI 30 E	150	170	13	12
16157	SNI 30 E	150	170	14.5	13.5
22136	SNI 39 E ZL	150	170	15.5	14.5
14606	SN 25 E	150	170	16	15
16003	SNI 30 E	150	170	16	15
80345	SNI 39 E ZL	150	170	16	15
14607	SN 25 E	150	170	19	18
169511	SN 25 E	150	180	16	15
80348	SNI 39 E ZL	150	180	19	18
67933	SN 25 E	150	180	19	18
171643	SNI 39 E ZL	152	160	12.5	11.5
171642	SNI 39 E ZL	152	162	11	10.5
160558	SNI 30 E	152	164	11	10
171641	SNI 39 E ZL	152	171	12.5	11.5
159235	SNI 39 E ZL	152.4	165.1	15.72	14.28
159236	SNI 39 E ZL	152.4	171.45	17.47	15.87
36435	SN 25 E	152.4	177.8	14.3	12.7
171640	SNI 39 E ZL	152.5	160.5	15	14

SN 25/SNI 30/SNI 39

Item No. Code d D L H

Sizes



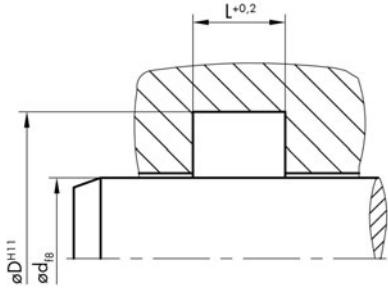
171639	SNI 39 E ZL	155	163	12.5	11.5
93372	SNI 30 E	155	165	7	6
88188	SNI 30 E	155	170.5	7	6
14608	SN 25 E	155	175	16	15
46381	SN 25 E	155	180	16	15
69589	SNI 39 E ZL	160	168	12.5	11.5
64960	SNI 30 E	160	169	14.5	13.5
149576	SN 25 E	160	170	6	5
69590	SNI 39 E ZL	160	170	12.5	11.5
171162	SNI 30 E	160	170	13	12
124687	SNI 39 E ZL	160	170	13	12
38529	SN 25 E	160	175	8.5	7.5
45519	SN 25 E	160	175	16	15
171163	SNI 30 E	160	180	13	12
14609	SN 25 E	160	180	16	15
15973	SNI 30 E	160	180	16	15
22137	SNI 39 E ZL	160	180	16	15
121450	SNI 30 E	160	184	16	15
46383	SN 25 E	160	185	16	15
80240	SNI 30 E	160	185	16	15
80370	SNI 39 E ZL	160	185	16	15
80607	SNI 39 E ZL	160	185	20	18.2
149263	SN 25 E	160	190	13	12
67935	SN 25 E	160	190	16	15
35465	SNI 30 E	160	190	19	18
80371	SNI 39 E ZL	160	190	19	18
149190	SN 25 E	160	190	19	18
156842	SN 25 E	160	190	20	19
69592	SNI 39 E ZL	162	172	13	12
171638	SNI 39 E ZL	165	184	14	13
46384	SN 25 E	165	190	16	15
83617	SNI 39 E ZL	165	190	18	17
22685	SNI 30 E	165	195	21	20
159237	SNI 39 E ZL	165.1	184.15	17.47	15.87
171637	SNI 39 E ZL	170	178	12.5	11.5
171636	SNI 39 E ZL	170	180	13	12.5
117393	SNI 30 E	170	180	15.5	14.5
69425	SN 25 E	170	183	9.5	8.5
121430	SN 25 E	170	185	16	14.7
171164	SNI 30 E	170	190	13	12
14610	SN 25 E	170	190	16	15
16004	SNI 30 E	170	190	16	15
80590	SNI 39 E ZL	170	190	16	15
36240	SN 25 E	170	195	16	15
169530	SN 25 E	170	200	16	15
21108	SN 25 E	170	200	19	18
37038	SNI 39 E ZL	170	200	19	18
79562	SN 25 E	170	215	21	20
171634	SNI 39 E ZL	175	185	13	12.5
121902	SN 25 E	175	187	10.5	9.5
14756	SN 25 E	175	200	16	15
124160	SN 25 E	175	215	21	20
171633	SNI 39 E ZL	177	205	20	19
159238	SNI 39 E ZL	177.8	190.5	15.72	14.28
159239	SNI 39 E ZL	177.8	196.85	17.47	15.87

SN 25/SNI 30/SNI 39

Sizes

Item No.	Code	d	D	L	H
69599	SNI 39 E ZL	180	188	14.5	13.5
71118	SNI 39 E ZL	180	190	11	10
160559	SNI 30 E	180	192	11	10
71119	SNI 39 E ZL	180	195	13.5	12.5
171165	SNI 30 E	180	200	13	12
14430	SN 25 E	180	200	16	15
15974	SNI 30 E	180	200	16	15
80372	SNI 39 E ZL	180	200	16	15
75768	SN 25 E	180	200	19	18
16161	SNI 30 E	180	200	20	19
125053	SNI 30 E	180	205	16	15
80591	SNI 39 E ZL	180	205	16	15
80592	SNI 39 E ZL	180	205	20	19
80593	SNI 39 E ZL	180	210	19	18
37476	SNI 30 E	180	210	19	18
117402	SN 25 E	180	210	23	22
14752	SN 25 E	180	220	21	20
84196	SN 25 E	182	200	26	25
171632	SNI 39 E ZL	185	193	12.5	11.5
67936	SN 25 E	185	200	8.5	7.5
14612	SN 25 E	185	205	16	15
171166	SNI 30 E	190	210	13	12.5
14613	SN 25 E	190	210	16	15
16163	SNI 30 E	190	210	16	15
79758	SN 25 E	190	220	16	15
7650	SN 25 E	190	220	19	18
67943	SN 25 E	190	220	27	26
130250	SN 25 E	190	320	23	22
159240	SNI 39 E ZL	190.5	203.2	10.31	9.52
159241	SNI 39 E ZL	196.85	215.9	17.47	15.87
171167	SNI 30 E	198	207.6	7.5	7
171631	SNI 39 E ZL	200	208	12.5	11.5
171168	SNI 30 E	200	212	16	15
67944	SN 25 E	200	220	11	10
16164	SNI 30 E	200	220	13	12
14616	SN 25 E	200	220	16	15
171169	SNI 30 E	200	220	16	15
46841	SNI 39 E ZL	200	220	16	15
171170	SNI 30 E	200	225	16	15
72443	SN 25 E	200	225	16	15
169556	SN 25 E	200	225	19	18
16165	SNI 30 E	200	225	20	19
80594	SNI 39 E ZL	200	225	20	19
173381	SN 25 E	200	230	16	15
14617	SN 25 E	200	230	18	17
80595	SNI 39 E ZL	200	230	19	18
14725	SN 25 E	200	230	19	18
126460	SNI 30 E	200	230	19	18
90420	SN 25 E	200	230	23	22
71368	SN 25 E	200	235	10	9
124163	SN 25 E	200	235	21	20
81202	SN 25 E	200	240	16	15
159242	SNI 39 E ZL	203.2	215.9	10.31	9.52
159243	SNI 39 E ZL	203.2	215.9	15.72	14.28
159244	SNI 39 E ZL	203.2	222.25	17.47	15.87

Sizes



69591	SNI 39 E ZL	205	220	13.5	12.5
38196	SN 25 E	205	235	19	18
71121	SNI 39 E ZL	209	228	14	13
171171	SNI 30 E	210	230	13	12
16005	SNI 30 E	210	230	16	15
80596	SNI 39 E ZL	210	230	16	15
81201	SN 25 E	210	230	16	15
171628	SNI 30 E	210	235	26	25
14618	SN 25 E	210	240	19	18
80373	SNI 39 E ZL	210	240	19	18
155862	SNI 30 E	210	240	23	22
171630	SNI 39 E ZL	212	220	14.5	13.5
160560	SNI 30 E	212	224	11	10
30462	SN 25 E	212	237	19	18
77344	SNI 30 E	213	242.7	19	18
82413	SN 25 E	215	245	19	18
159245	SNI 39 E ZL	215.9	228.6	10.31	9.52
72595	SN 25 E	220	235	10	9
171172	SNI 30 E	220	240	13	12.5
15976	SNI 30 E	220	240	16	15
67948	SN 25 E	220	240	16	15
27552	SN 25 E	220	250	16	15
14619	SN 25 E	220	250	19	18
80374	SNI 39 E ZL	220	250	19	18
124165	SN 25 E	220	250	21	20
90271	SN 25 E	220	260	21	20
169583	SN 25 E	225	245	16	15
159246	SNI 39 E ZL	228.6	241.3	15.72	14.28
16168	SNI 30 E	230	250	13	12
14621	SN 25 E	230	250	16	15
7806	SNI 30 E	230	260	25	23.6
171629	SNI 39 E ZL	232	246	13	12.5
71367	SN 25 E	235	247	10	9
46928	SNI 30 E	235	255	13	12
46395	SN 25 E	236	261	19	18
16169	SNI 30 E	240	260	13	12
76156	SN 25 E	240	260	13	12
16006	SNI 30 E	240	260	16	15
14622	SN 25 E	240	260	18	17
46398	SN 25 E	240	265	19	18
116836	SN 25 E	240	268	19	18
14734	SN 25 E	240	270	16	15
16007	SNI 30 E	240	270	19	18
14623	SN 25 E	240	270	19	18
155863	SNI 30 E	240	270	23	22
90270	SN 25 E	240	280	21	20
82769	SN 25 E	240	290	19	18
82231	SN 25 E	245	265	16	15
171625	SN 25 E	245	270	16	15
16170	SNI 30 E	250	270	13	12
15978	SNI 30 E	250	270	16	15
80601	SNI 39 E ZL	250	270	16	15
89364	SN 25 E	250	270	17	16
130249	SN 25 E	250	280	19	18
85651	SN 25 E	250	280	20	19

SN 25/SNI 30/SNI 39

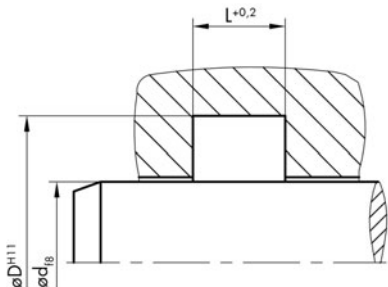
Sizes

Item No.	Code	d	D	L	H
14625	SN 25 E	250	280	23	22
171627	SNI 30 E	250	280	23	22
90340	SN 25 E	260	280	16	15
10019	SNI 30 E	260	280	16	15
124168	SN 25 E	260	290	19	18
79760	SN 25 E	260	300	21	20
76481	SN 25 E	265	290	18	17
22827	SN 25 E	270	290	18	17
14626	SN 25 E	270	300	16	15
16171	SNI 30 E	270	300	19	18
130253	SN 25 E	270	300	23	22
22417	SN 25 E	280	300	16	15
36695	SNI 30 E	280	300	16	15
16172	SNI 30 E	280	305	16	15
30585	SN 25 E	280	310	19	18
16173	SNI 30 E	280	310	25	24
14628	SN 25 E	290	310	13	12
130436	SN 25 E	290	320	22	21
130510	SN 25 E	290	320	23	22
27296	SN 25 E	295	320	19	18
84949	SN 25 E	300	320	16	15
86441	SN 25 E	300	330	19	18
14629	SN 25 E	300	330	23	22
76519	SN 25 E	304.8	338.25	26.59	25.4
76528	SN 25 E	304.8	343.8	26.59	25.4
77574	SN 25 E	304.8	344.6	26.59	25.4
76483	SN 25 E	305	320	18	17
14630	SN 25 E	310	330	18	17
108582	SN 25 E	320	340	16	15
67961	SN 25 E	320	350	16	15
14634	SN 25 E	320	350	17	16
80377	SNI 39 E ZL	320	350	21	20
107851	SN 25 E	320	350	23.5	22.5
73367	SN 25 E	320	350	27	26
79761	SN 25 E	320	360	21	20
82766	SN 25 E	320	360	29	28
74123	SN 25 E	328	380	31	30
81203	SN 25 E	330	360	21	20
45445	SNI 30 E	340	370	21	20
72477	SN 25 E	350	377	16	15
21822	SNI 30 E	350	380	21	20
126213	SN 25 E	350	380	23	22
151774	SN 25 E	350	390	36	35
69775	SNI 30 E	360	390	21	20
14636	SN 25 E	360	390	23	22
152626	SNI 39 E ZL	360	400	24	23
116179	SN 25 E	370	400	21	20
65048	SN 25 E	370	400	23	22
73366	SN 25 E	370	400	27	26
130251	SN 25 E	380	410	23	22
130252	SN 25 E	390	420	23	22
151869	SNI 30 E	400	415	19.3	18
81155	SN 25 E	400	425	23	22
6205	SN 25 E	400	430	21	20
130254	SN 25 E	400	430	23	22

SN 25/SNI 30/SNI 39

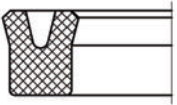
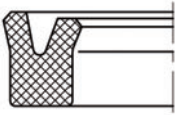
Item No. Code d D L H

Sizes



129759	SN 25 E	400	430	26	25
162473	SN 25 E	400	450	42	40
81903	SN 25 E	401	445	29	28
81263	SN 25 E	410	450	21	20
143580	SN 25 E	420	450	21	20
130255	SN 25 E	420	450	23	22
88186	SN 25 E	425	457	25	24
74124	SN 25 E	430	470	29	28
151327	SN 25 E	450	480	21	20
77501	SN 25 E	450	490	35	34
143334	SN 25 E	450	500	26	25
162474	SN 25 E	470	500	26	25
89151	SN 25 E	470	510	29	28
89152	SN 25 E	490	530	29	28
115461	SN 25 E	500	520	11	10
82232	SN 25 E	500	525	23	22
77580	SN 25 E	500	530	19	18
59486	SN 25 E	500	540	35	34
74298	SN 25 E	500	550	40	38
149564	SN 25 E	520	550	26	25
78599	SN 25 E	530	565	26	25
143331	SN 25 E	540	570	16	15
85882	SN 25 E	540	580	17	16
78361	SN 25 E	545	578	17.5	16.5
84948	SN 25 E	550	570	16	15
49577	SNI 30 E	550	580	23.81	22.7
127134	SN 25 E	550	590	29	28
150997	SN 25 E	550	590	36	35
122021	SNI 30 E	560	600	26	25
115757	SN 25 E	610	650	23	22
82948	SN 25 E	620	650	26	25
143332	SN 25 E	660	700	21	20
74450	SN 25 E	700	740	29	28
7502	SN 25 E	700	750	33	32
127429	SN 25 E	709.61	755.65	30.56	28.57
143333	SN 25 E	720	760	21	20
80586	SN 25 E	750	800	31	30
77281	SN 25 E	965.2	1016	20.65	19.05





SNI 24/SN 21

Description

Product group	Rod seal
Design	NI asymmetrical u-ring with inner main seal lip (24) N symmetrical u-ring (21)
Profile no.	24/21
Specification	E suitable for one-sided pressure load
Seal material	NBR 90 3006

Operational application limits

Pressure (MPa):	≤16
Temperature (°C):	-30 to +100
Running speed (m/s):	≤0.5

Media

Hydraulic oils acc. to DIN 51524 Part 1 – 3, lubricating oils, mineral oil based lubricating greases, highly non-flammable hydraulic fluids HFA, HFB, HFC acc. to VDMA 24317

Function

The SNI 24 u-ring is a single-acting rod seal with an asymmetrical cross section design. Due to the indented inner seal lip, the prestress is led inwards to strengthen the sealing function even with low pressures. The SN 21 has a symmetrical design which allows it to be used as a piston seal and as a rod seal. Of the two designs the use of the SNI 24 is preferred for rod applications.

Installation

U-rings can be installed in both solid and split housings. Please note for a solid housing application a minimum width is necessary and suitable installation tools may be required. (please see installation section on page 9).

Remarks

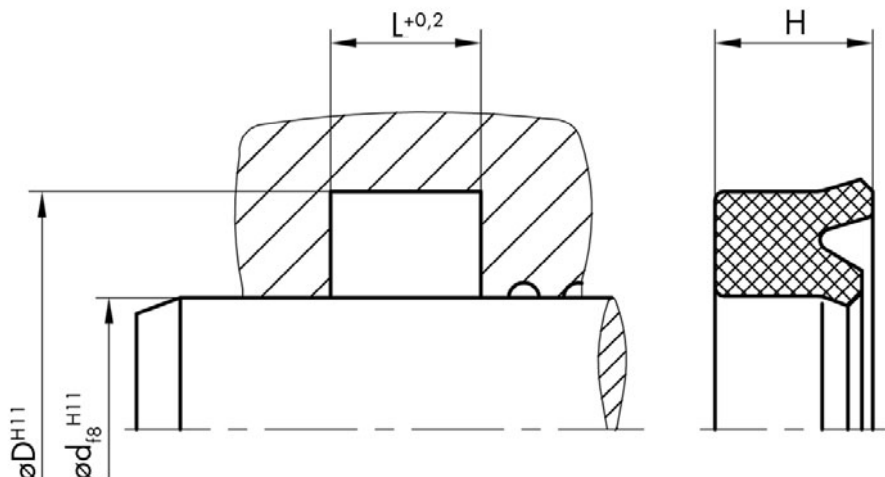
U-rings made of NBR are primarily used with low pressures as the seal lips are provided with radial pre-stress which is strengthened by the pressure of the system. Apart from applications in hydraulics, this NBR design can also be used in pneumatic applications. For special applications, different materials are also available.

Order code

Please include our item numbers in your order. Should you require non-standard dimensions, materials or material combinations, please use the order code on page 12.

Any seal. Any time.

All the items in our standard programme (marked red) are standard stock items. For all other items, please check the availability at www.dichtomatik.de.



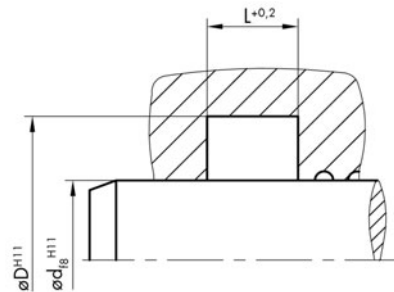
SNI 24/SN 21

Sizes

Item No.	Code	d	D	L	H
121559	SNI 24 E	2	4.5	2.7	1.7
121560	SNI 24 E	2.5	5	2.7	1.7
62293	SN 21 E	3	10	7	6
172875	SNI 24 E	3.17	8.76	5.56	3.96
21289	SN 21 E	4	7.5	3.5	3
121563	SNI 24 E	4	8	3.5	3
11016	SNI 24 E	4	9	4	3.5
62295	SN 21 E	4	10	5.5	4.5
62296	SN 21 E	4	10	6	5
46958	SN 21 E	4	11	9	8
60779	SN 21 E	4	12	4.5	4
38401	SNI 24 E	4	12	5	4.5
90208	SN 21 E	4	12	6.5	5.5
172876	SNI 24 E	4.76	11.11	5.56	3.96
150000	SN 21 E	5	10	4.5	4
118674	SN 21 E	5	11	6	5
123155	SN 21 E	5	11	8	7
27067	SN 21 E	5	12	6	5
62303	SN 21 E	5	14	5	4.5
123157	SN 21 E	6	10	3.5	3
117505	SNI 24 E	6	10	3.5	3
80973	SN 21 E	6	11.5	4	3.4
172877	SNI 24 E	6	12	4.5	4
62305	SN 21 E	6	12	4.5	4
16462	SNI 24 E	6	12	5	4
81909	SNI 24 E	6	12	5.2	4.2
27068	SN 21 E	6	12	7	6
90209	SN 21 E	6	12	8	7
116655	SNI 24 E	6	13	6.5	5.5
172835	SN 21 E	6	14	5	4
162252	SN 21 E	6	14	7	6
118675	SN 21 E	6	15	6	5
172837	SN 21 E	6	16	6	5
27069	SN 21 E	6	16	7	6
27070	SN 21 E	6	17	7	6
27071	SN 21 E	6	18	9	8
172833	SN 21 E	6	20	9	8
148948	SNI 24 E	6.35	12.7	5.56	3.96
151014	SN 21 E	7	12.5	4	3.5
62314	SN 21 E	7	15	8	7
61511	SNI 24 E	7.93	14.28	5.56	3.96
76215	SN 21 E	8	12	6	5
20679	SNI 24 E	8	14	4.5	4
90278	SN 21 E	8	14	4.5	4
157924	SNI 24 E	8	14	5	4.5
62317	SN 21 E	8	14	7	6
27074	SN 21 E	8	15	7	6
60785	SN 21 E	8	16	5	4
172878	SNI 24 E	8	16	6.5	5.5
16423	SN 21 E	8	16	7	6
123101	SNI 24 E	8	16	7	6
26217	SN 21 E	8	16	9	8
20639	SN 21 E	8	18	7	6
90164	SN 21 E	8	18	9	8
62336	SN 21 E	8	22	9	8

SNI 24/SN 21

Sizes



Item No.	Code	d	D	L	H
27075	SN 21 E	8	25	7	6
107254	SNI 24 E	9	15	10	9
144473	SN 21 E	9	16	4.5	4
62340	SN 21 E	9	19	7	6
172879	SNI 24 E	9.52	16.5	5.56	3.96
157925	SNI 24 E	10	14	2.5	2
79573	SN 21 E	10	14	4	3.5
27076	SN 21 E	10	16	4.5	4
123149	SNI 24 E	10	16	5.5	4.5
62344	SN 21 E	10	16	6	5
62345	SN 21 E	10	16	7	6
150020	SNI 24 E	10	16	7	6
172841	SN 21 E	10	18	5	4
172880	SNI 24 E	10	18	6.5	5.5
36084	SN 21 E	10	18	7	6
62350	SN 21 E	10	18	9	8
60790	SN 21 E	10	20	6	5
157926	SNI 24 E	10	20	7.5	6.5
46964	SN 21 E	10	20	8	7
26218	SN 21 E	10	20	9	8
172839	SN 21 E	10	22	7	6
20724	SN 21 E	10	22	9	8
62355	SN 21 E	10	22	10	9
26219	SN 21 E	10	25	11	10
27078	SN 21 E	10	26	9	8
121615	SN 21 E	10	26	10.5	9.5
116608	SN 21 E	10	28	11	10
27079	SN 21 E	10	30	11	10
172881	SNI 24 E	11.11	19.05	5.56	3.96
46965	SN 21 E	11.5	21.5	8	7
123158	SN 21 E	12	18	4.5	4
92852	SNI 24 E	12	18	5	4
59424	SNI 24 E	12	18	5	4.5
40528	SN 21 E	12	18	6	5
62374	SN 21 E	12	18	7	6
46926	SNI 24 E	12	19	5.5	4.5
62376	SN 21 E	12	20	6	5
36546	SNI 24 E	12	20	6.5	5.5
62377	SN 21 E	12	20	9	8
60792	SN 21 E	12	22	6	5
149891	SNI 24 E	12	22	6	5
27081	SN 21 E	12	22	7	6
62379	SN 21 E	12	22	8	7
121566	SNI 24 E	12	22	8.5	7.5
27082	SN 21 E	12	22	9	8
81500	SNI 24 E	12	22	9	8
27083	SN 21 E	12	24	7	6
26220	SN 21 E	12	24	11	10
62383	SN 21 E	12	25	9	8
172843	SN 21 E	12	26	11	10
27059	SN 21 E	12	28	11	10
172845	SN 21 E	12	32	11	10
27084	SN 21 E	12	35	13	12
61515	SNI 24 E	12.7	20.83	6.68	5.1
62394	SN 21 E	13	25	9	8

SNI 24/SN 21

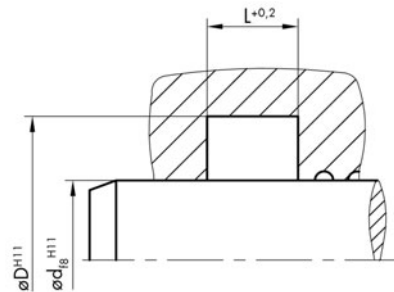
Sizes

Item No.	Code	d	D	L	H
27085	SN 21 E	13	30	11	10
49416	SNI 24 E	14	19	4.5	3.5
143710	SN 21 E	14	20	4.5	4
62399	SN 21 E	14	20	6	5
90210	SN 21 E	14	20	7	6
60793	SN 21 E	14	22	4.5	4
62401	SN 21 E	14	22	6	5
61516	SNI 24 E	14	22	6.5	5.5
62404	SN 21 E	14	22	9	8
62406	SN 21 E	14	22	13	12
172849	SN 21 E	14	24	6	5
27086	SN 21 E	14	24	7	6
27087	SN 21 E	14	24	9	8
60799	SN 21 E	14	26	7	6
172847	SN 21 E	14	28	8	7
26222	SN 21 E	14	28	11	10
82220	SN 21 E	14	32	9	8
27088	SN 21 E	14	32	11	10
172882	SNI 24 E	14.28	20.63	6.35	4.76
90211	SN 21 E	15	20	3.5	3
90279	SN 21 E	15	22	4.5	4
117956	SNI 24 E	15	23	7	6
37397	SN 21 E	15	25	6	5
74341	SNI 24 E	15	25	6	5
27089	SN 21 E	15	25	7	6
62408	SN 21 E	15	25	9	8
27090	SN 21 E	15	25	11	10
90212	SN 21 E	15	28	9	8
26223	SN 21 E	15	28	11	10
118353	SN 21 E	15	30	7	6
66767	SN 21 E	15	30	9	8
26306	SN 21 E	15	30	11	10
172883	SNI 24 E	15.87	22.22	6.35	4.76
82339	SN 21 E	15.87	25.4	5.26	4.76
104336	SN 21 E	15.87	25.4	7.14	6.35
116609	SN 21 E	16	22	3.5	3
133729	SNI 24 E	16	22	4.5	4
62414	SN 21 E	16	22	6	5
118610	SNI 24 E	16	22	6.5	5.5
34852	SN 21 E	16	22	7	6
121567	SNI 24 E	16	22.5	5	4.5
148952	SNI 24 E	16	23	6.5	5.5
60796	SN 21 E	16	24	4.5	4
16463	SNI 24 E	16	24	6.5	5.5
80993	SN 21 E	16	24	7	6
133343	SNI 24 E	16	24	7.5	6.5
37608	SN 21 E	16	25	6	5
60800	SN 21 E	16	26	6	5
149892	SNI 24 E	16	26	6	5
27092	SN 21 E	16	26	7	6
117340	SNI 24 E	16	26	8	7
121569	SNI 24 E	16	26	8.5	7.5
36108	SN 21 E	16	26	9	8
172851	SN 21 E	16	28	7	6
133332	SN 21 E	16	29	7	6

SNI 24/SN 21

Item No. Code d D L H

Sizes



26307	SN 21 E	16	32	11	10
172884	SNI 24 E	17.46	23.81	6.35	4.76
172885	SNI 24 E	18	25	5.5	4.5
61179	SN 21 E	18	25	6	5
157929	SNI 24 E	18	25	6	5
62436	SN 21 E	18	25	6.5	5.5
27437	SNI 24 E	18	25	6.5	5.5
62437	SN 21 E	18	26	6	5
60804	SN 21 E	18	28	6	5
27096	SN 21 E	18	28	7	6
62443	SN 21 E	18	28	9	8
60806	SN 21 E	18	30	7	6
90213	SN 21 E	18	30	8.5	7.5
90214	SN 21 E	18	30	9.5	8.5
126250	SNI 24 E	18	30	10	9
26308	SN 21 E	18	30	11	10
46973	SN 21 E	18	32	8	7
27097	SN 21 E	18	34	9	8
26309	SN 21 E	18	35	13	12
27102	SN 21 E	19	34	11	10
172887	SNI 24 E	19.05	25.4	6.35	4.76
90215	SN 21 E	20	25	3.5	3
121192	SNI 24 E	20	26	5	4
133890	SN 21 E	20	26	6	5
134122	SN 21 E	20	26	7	6
62450	SN 21 E	20	27	7	6
56273	SN 21 E	20	28	4.5	4
62451	SN 21 E	20	28	6	5
34847	SNI 24 E	20	28	6.5	5.5
172853	SN 21 E	20	30	6	5
90259	SNI 24 E	20	30	7	6
25961	SN 21 E	20	30	7	6
107842	SNI 24 E	20	30	8.5	7.5
62456	SN 21 E	20	30	9	8
62458	SN 21 E	20	30	11	10
170490	SN 21 E	20	32	7	6
65021	SNI 24 E	20	32	7	6
157930	SNI 24 E	20	32	8	7
62460	SN 21 E	20	32	8.5	7.5
117989	SNI 24 E	20	32	8.5	7.5
46974	SN 21 E	20	33	7	6
74857	SNI 24 E	20	34	9	8
26310	SN 21 E	20	35	11	10
27103	SN 21 E	20	36	9	8
26311	SN 21 E	20	36	11	10
27104	SN 21 E	20	40	11	10
26312	SN 21 E	20	40	13	12
57302	SNI 24 E	20.63	28.57	6.35	4.76
62472	SN 21 E	22	30	6	5
21196	SNI 24 E	22	30	6.5	5.5
83361	SN 21 E	22	30	7	6
117990	SNI 24 E	22	30	8	7
170491	SN 21 E	22	32	6	5
27107	SN 21 E	22	32	7	6
123150	SNI 24 E	22	32	7	6

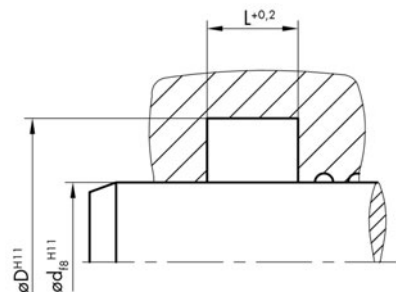
SNI 24/SN 21

Sizes

Item No.	Code	d	D	L	H
90216	SN 21 E	22	32	8	7
26442	SN 21 E	22	32	9	8
60820	SN 21 E	22	34	7	6
26313	SN 21 E	22	34	11	10
26314	SN 21 E	22	38	11	10
172857	SN 21 E	22	46	13	12
172888	SNI 24 E	22.22	31.75	6.35	4.76
143929	SN 21 E	22.4	30	6	5
144302	SNI 24 E	23	31	6.5	5.5
172889	SNI 24 E	23.81	36.51	7.14	6.35
60816	SN 21 E	24	32	4.5	4
83998	SNI 24 E	24	32	6.5	5.5
27112	SN 21 E	24	34	6	5
62697	SN 21 E	24	40	9	8
16424	SN 21 E	24	40	11	10
150003	SN 21 E	25	32	4.5	4
120820	SNI 24 E	25	32	7	6
27113	SN 21 E	25	32	8	7
60819	SN 21 E	25	33	4.5	4
59370	SN 21 E	25	33	6	5
29125	SNI 24 E	25	33	6.5	5.5
37394	SN 21 E	25	33	8	7
107843	SNI 24 E	25	33	8.5	7.5
121570	SNI 24 E	25	33	9.5	8.5
117955	SNI 24 E	25	33	11	10
60941	SN 21 E	25	35	6	5
62701	SN 21 E	25	35	7	6
90260	SNI 24 E	25	35	7	6
90217	SN 21 E	25	35	8	7
23006	SNI 24 E	25	35	8	7
121572	SNI 24 E	25	35	8.5	7.5
27114	SN 21 E	25	35	9	8
123151	SNI 24 E	25	35	9	8
117991	SNI 24 E	25	37	7	6
90218	SN 21 E	25	37	8	7
122355	SN 21 E	25	38	8	7
123341	SN 21 E	25	38	10	9
60951	SN 21 E	25	40	8.5	7.5
21343	SN 21 E	25	40	11	10
117992	SNI 24 E	25	40	11	10
37380	SN 21 E	25	40	12	11
27117	SN 21 E	25	42	9	8
27118	SN 21 E	25	45	11	10
26315	SN 21 E	25	45	13	12
22201	SNI 24 E	25.4	38.1	7.14	6.35
78763	SNI 24 E	26	32	7	6
60948	SN 21 E	26	38	7	6
46982	SN 21 E	26	42	9	8
61521	SNI 24 E	26.99	36.51	7.14	6.35
60942	SN 21 E	27	35	4.5	4
90219	SN 21 E	27	38	7	6
27122	SN 21 E	27	42	11	10
117769	SN 21 E	28	35	7	6
62716	SN 21 E	28	35.5	6	5
172859	SN 21 E	28	36	5	4

SNI 24/SN 21

Sizes



Item No.	Code	d	D	L	H
62717	SN 21 E	28	36	6	5
61522	SNI 24 E	28	36	6.5	5.5
27438	SNI 24 E	28	36	6.7	5.7
90280	SN 21 E	28	36	7	6
170493	SN 21 E	28	38	6	5
35202	SNI 24 E	28	38	8	7
90261	SNI 24 E	28	38	9	8
62720	SN 21 E	28	38	9	8
62722	SN 21 E	28	38	11	10
172862	SN 21 E	28	40	7	6
62724	SN 21 E	28	40	11	10
27124	SN 21 E	28	43	11	10
27125	SN 21 E	28	48	11	10
26316	SN 21 E	28	48	13	12
16469	SNI 24 E	28.57	41.27	8.72	7.93
90321	SN 21 E	30	37	9	8
148953	SNI 24 E	30	38	6.5	5.5
60953	SN 21 E	30	40	6	5
62735	SN 21 E	30	40	7	6
90220	SN 21 E	30	40	8	7
37396	SNI 24 E	30	40	8	7
27127	SN 21 E	30	40	11	10
35063	SN 21 E	30	40	12.5	11.5
83051	SNI 24 E	30	42	9.5	8.5
25399	SN 21 E	30	42	11	10
16425	SN 21 E	30	45	11	10
26988	SN 21 E	30	50	11	10
16426	SN 21 E	30	50	13	12
89875	SN 21 E	30	55	13	12
172890	SNI 24 E	30.16	38.1	7.14	6.35
79356	SN 21 E	31.5	41	6	5.3
26209	SN 21 E	31.5	41.5	7	6
36702	SNI 24 E	31.75	38.1	8.58	6.98
172891	SNI 24 E	31.75	44.45	7.14	6.35
60954	SN 21 E	32	40	4.5	4
34798	SN 21 E	32	40	6	5
62750	SN 21 E	32	40	8	7
27395	SN 21 E	32	40	9	8
90221	SN 21 E	32	42	7	6
61523	SNI 24 E	32	42	8	7
61040	SN 21 E	32	44	7	6
20760	SN 21 E	32	45	11	10
27128	SN 21 E	32	47	11	10
59504	SNI 24 E	32	48	9	8
26318	SN 21 E	32	50	13	12
27306	SN 21 E	32	52	11	10
46989	SN 21 E	33	43	7	6
172991	SNI 24 E	33.33	40.64	6.35	4.76
61041	SN 21 E	34	44	6	5
90017	SNI 24 E	34	44	8	7
172992	SNI 24 E	34.92	50.8	8.72	7.93
117827	SN 21 E	35	44	8	7
62765	SN 21 E	35	45	7	6
107844	SNI 24 E	35	45	8	7
27129	SN 21 E	35	45	11	10

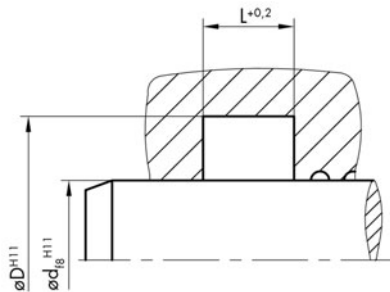
SNI 24/SN 21

Sizes

Item No.	Code	d	D	L	H
61046	SN 21 E	35	47	7	6
62770	SN 21 E	35	50	8	7
61049	SN 21 E	35	50	8.5	7.5
20891	SN 21 E	35	50	11	10
26319	SN 21 E	35	52	13	12
26320	SN 21 E	35	55	11	10
21979	SN 21 E	35	55	13	12
27132	SN 21 E	35	60	13	12
79355	SN 21 E	35.5	45	6	5
61045	SN 21 E	36	46	6	5
172993	SNI 24 E	36	46	7.5	7
62777	SN 21 E	36	46	8	7
61526	SNI 24 E	36	46	8	7
61047	SN 21 E	36	48	7	6
90222	SN 21 E	36	50	9	8
59497	SN 21 E	36	51	8.1	7.1
27133	SN 21 E	36	51	11	10
27134	SN 21 E	36	52	11	10
61527	SNI 24 E	36.51	50.8	8.72	7.93
61050	SN 21 E	38	50	7	6
90223	SN 21 E	38	52.5	10	9
116610	SN 21 E	38	52.5	10.5	9.5
27135	SN 21 E	38	53	11	10
56000	SN 21 E	38	55	11	10
27136	SN 21 E	38	58	11	10
26321	SN 21 E	38	58	13	12
36703	SNI 24 E	38.1	47.62	10.31	8.73
172994	SNI 24 E	38.1	50.8	10.31	9.52
106832	SN 21 E	38.1	50.8	7.93	7.14
24390	SNI 24 E	39.69	55.96	10.31	9.52
35459	SN 21 E	39.7	51	9	8
90353	SNI 24 E	40	48	9	8
79344	SN 21 E	40	49	7	6
61051	SN 21 E	40	50	6	5
62799	SN 21 E	40	50	7	6
62801	SN 21 E	40	50	8	7
26510	SNI 24 E	40	50	8	7
16427	SN 21 E	40	50	10	9
27137	SN 21 E	40	50	11	10
16428	SN 21 E	40	55	10.5	9.5
27139	SN 21 E	40	55	11	10
35461	SNI 24 E	40	55	11	10
26322	SN 21 E	40	56	11	10
27140	SN 21 E	40	60	11	10
16429	SN 21 E	40	60	13	12
83946	SN 21 E	40	63	13.5	12.5
123342	SN 21 E	40	65	16	15
76001	SN 21 E	41	56	9.5	8.5
172995	SNI 24 E	41.27	50.8	7.14	5.56
106836	SN 21 E	41.27	57.15	8.72	7.93
90224	SN 21 E	42	50	6	5
76186	SN 21 E	42	50	7	6
117343	SNI 24 E	42	52	8	7
123343	SN 21 E	42	55	9	8
21195	SN 21 E	42	62	13	12

SNI 24/SN 21

Item No.	Code	d	D	L	H
172996	SNI 24 E	42.86	53.97	10.31	9.52
47021	SN 21 E	43	63	11	10
116611	SN 21 E	44	57	10	9
106835	SN 21 E	44.45	53.97	6.93	5.34
172997	SNI 24 E	44.45	57.15	8.72	7.93
79351	SN 21 E	45	54	6	5
26211	SN 21 E	45	55	7	6
16464	SNI 24 E	45	55	8	7
27148	SN 21 E	45	55	11	10
62834	SN 21 E	45	56	8	7
61062	SN 21 E	45	57	7	6
24303	SN 21 E	45	58	11	10
26323	SN 21 E	45	60	11	10
121575	SNI 24 E	45	61	13	12
62839	SN 21 E	45	63	11	10
44745	SN 21 E	45	63	13	12
27149	SN 21 E	45	65	11	10
26324	SN 21 E	45	65	13	12
61063	SN 21 E	46	58	7	6
172865	SN 21 E	46	70	13	12
61550	SNI 24 E	46.04	60.32	10.31	9.52
37012	SNI 24 E	47.62	63.5	10.31	9.52
170495	SN 21 E	48	60	7	6
130221	SN 21 E	48	62	13	12
27153	SN 21 E	48	63	11	10
27154	SN 21 E	48	68	11	10
16430	SN 21 E	48	68	13	12
41442	SNI 24 E	49.21	66.67	10.31	9.52
116623	SNI 24 E	50	56	9	8
61066	SN 21 E	50	60	6	5
62976	SN 21 E	50	60	7	6
62977	SN 21 E	50	60	8	7
36147	SNI 24 E	50	60	8	7
27155	SN 21 E	50	60	11	10
127355	SNI 24 E	50	60	13	12
61067	SN 21 E	50	62	7	6
150026	SNI 24 E	50	62	11	10
62982	SN 21 E	50	63	7	6
90228	SN 21 E	50	63	9	8
27156	SN 21 E	50	65	11	10
16431	SN 21 E	50	65	13	12
90230	SN 21 E	50	68	13	12
27157	SN 21 E	50	70	11	10
16432	SN 21 E	50	70	13	12
62990	SN 21 E	50	72	13	12
16362	SN 21 E	50	74	13	12
21858	SN 21 E	50	75	16	15
172868	SN 21 E	50.8	60.32	6.35	4.76
108044	SNI 24 E	50.8	60.32	11.76	10.16
36704	SNI 24 E	50.8	60.32	11.5	10.31
61551	SNI 24 E	50.8	73.02	12.7	11.11
61068	SN 21 E	51	63	7	6
35460	SN 21 E	51	64	10	9
63002	SN 21 E	53	63	7	6
63003	SN 21 E	53	63	8.5	7.5



Sizes

SNI 24/SN 21

Sizes

Item No.	Code	d	D	L	H
61552	SNI 24 E	53.97	69.85	10.31	9.52
61073	SN 21 E	55	65	6	5
82392	SNI 24 E	55	65	8	7
172870	SN 21 E	55	70	8.5	7.5
90290	SN 21 E	55	70	11	10
121576	SNI 24 E	55	70	11	10
27161	SN 21 E	55	70	13	12
27162	SN 21 E	55	75	11	10
16433	SN 21 E	55	75	13	12
27163	SN 21 E	55	80	13	12
26326	SN 21 E	55	80	16	15
26556	SN 21 E	55.56	76.2	10.31	9.52
61554	SNI 24 E	56	68	8	7
61555	SNI 24 E	56	68	9.5	8.5
63016	SN 21 E	56	70	13	12
21976	SNI 24 E	57.15	69.85	8.72	7.93
61078	SN 21 E	58	70	7	6
27166	SN 21 E	58	78	13	12
26212	SN 21 E	60	70	7	6
63019	SN 21 E	60	70	8	7
123154	SNI 24 E	60	70	9.5	8.5
27168	SN 21 E	60	70	13	12
16465	SNI 24 E	60	72	9.5	8.5
27169	SN 21 E	60	75	13	12
27170	SN 21 E	60	80	11	10
16434	SN 21 E	60	80	13	12
74644	SN 21 E	60	86.7	16	15
20867	SNI 24 E	60.32	76.2	8.72	7.93
61556	SNI 24 E	63	75	9.5	8.5
77712	SN 21 E	63	80	17	16
61557	SNI 24 E	63.5	76.2	8.72	7.93
63051	SN 21 E	65	75	7	6
90233	SN 21 E	65	75	11	10
61558	SNI 24 E	65	77	9.5	8.5
61098	SN 21 E	65	80	8.5	7.5
63053	SN 21 E	65	80	10	9
27175	SN 21 E	65	80	13	12
16436	SN 21 E	65	85	13	12
27177	SN 21 E	65	90	13	12
61559	SNI 24 E	66.67	79.37	10.31	9.52
108090	SNI 24 E	68	74	5	4
95652	SNI 24 E	68	80	9.5	8.5
92954	SN 21 E	68	80	13	12
116807	SNI 24 E	69.8	84	12.2	11.2
16473	SNI 24 E	69.85	90.9	10.31	9.52
61099	SN 21 E	70	80	6	5
63071	SN 21 E	70	80	7	6
63081	SN 21 E	70	80	8	7
27181	SN 21 E	70	80	13	12
61561	SNI 24 E	70	82	9.5	8.5
156256	SN 21 E	70	82	9.5	8.5
172872	SN 21 E	70	85	8.5	7.5
63088	SN 21 E	70	85	9	8
27182	SN 21 E	70	85	13	12
27185	SN 21 E	70	90	11	10

Item No.	Code	d	D	L	H
16437	SN 21 E	70	90	13	12
63094	SN 21 E	70	95	13	12
47115	SN 21 E	70	100	16	15
117826	SN 21 E	71.2	82.55	7.14	6.35
116628	SN 21 E	72	80	11	10
118255	SN 21 E	72	82	6	5
61562	SNI 24 E	73.02	82.55	10.31	9.52
38407	SN 21 E	75	85	13	12
61102	SN 21 E	75	90	8.5	7.5
27188	SN 21 E	75	95	11	10
26329	SN 21 E	75	95	13	12
26330	SN 21 E	75	100	16	15
78341	SN 21 E	76	92	15	14
134349	SN 21 E	76	100	13	12
61563	SNI 24 E	76.2	88.9	10.31	9.52
118256	SN 21 E	78	88	6	5
61564	SNI 24 E	79.37	98.42	10.31	9.52
44102	SN 21 E	80	90	6	5
63110	SN 21 E	80	90	7	6
126816	SN 21 E	80	90	8	7
63112	SN 21 E	80	90	13	12
172998	SNI 24 E	80	92	9.5	8.5
117345	SNI 24 E	80	92	10.5	9.5
27193	SN 21 E	80	100	11	10
16438	SN 21 E	80	100	13	12
16439	SN 21 E	80	100	16	15
27194	SN 21 E	80	105	13	12
25975	SN 21 E	80	105	16	15
27195	SN 21 E	80	110	16	15
63124	SN 21 E	82	92	11	10
155716	SN 21 E	82	100	13	12
36245	SNI 24 E	82.55	95.25	8.72	7.93
90360	SNI 24 E	85	95	8	7
61105	SN 21 E	85	100	8.5	7.5
63128	SN 21 E	85	100	10	9
27198	SN 21 E	85	100	13	12
27199	SN 21 E	85	105	11	10
27200	SN 21 E	85	105	13	12
26331	SN 21 E	85	105	16	15
26609	SN 21 E	85	110	13	12
26332	SN 21 E	85	110	16	15
61565	SNI 24 E	85.72	98.42	10.31	9.52
125817	SNI 24 E	88	100	9.5	8.5
49601	SNI 24 E	88.9	101.6	10.31	9.52
61106	SN 21 E	90	100	6	5
172999	SNI 24 E	90	102	9.5	8.5
61107	SN 21 E	90	105	8.5	7.5
27204	SN 21 E	90	110	11	10
63146	SN 21 E	90	110	14	13
26333	SN 21 E	90	110	16	15
77770	SNI 24 E	90	112	13	12
26334	SN 21 E	90	115	16	15
27205	SN 21 E	90	120	16	15
116806	SNI 24 E	91.8	106	12.2	11.2
78317	SN 21 E	92	99	11	10

Sizes

Übersetzungst

SNI 24/SN 21

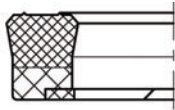
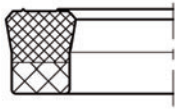
Item No.	Code	d	D	L	H
61567	SNI 24 E	92.07	106.4	8.72	7.93
61109	SN 21 E	95	110	8.5	7.5
63154	SN 21 E	95	110	10	9
26335	SN 21 E	95	115	16	15
26336	SN 21 E	95	120	16	15
27210	SN 21 E	95	125	16	15
61568	SNI 24 E	95.25	111.12	10.31	9.52
61569	SNI 24 E	98.42	107.95	10.31	9.52
61110	SN 21 E	100	110	6	5
173000	SNI 24 E	100	115	11	10
27213	SN 21 E	100	120	11	10
39177	SN 21 E	100	120	13	12
16441	SN 21 E	100	120	16	15
27214	SN 21 E	100	125	13	12
16442	SN 21 E	100	125	16	15
26337	SN 21 E	100	130	19	18
110249	SN 21 E	100	140	21	20
61571	SNI 24 E	101.6	111.12	7.14	5.75
79549	SN 21 E	105	130	13	12
61572	SNI 24 E	107.95	127	10.31	9.52
79360	SN 21 E	110	124	9	8
116376	SNI 24 E	110	125	11	10
173001	SNI 24 E	110	130	15	14
27221	SN 21 E	110	135	13	12
26339	SN 21 E	110	135	19	18
27222	SN 21 E	110	140	16	15
16443	SN 21 E	110	140	19	18
116805	SNI 24 E	113.8	128	12.2	11.2
61574	SNI 24 E	114.3	146.05	14.3	12.7
27224	SN 21 E	115	135	16	15
24230	SN 21 E	115	140	19	18
26340	SN 21 E	115	145	19	18
133110	SN 21 E	120	132	15	14
61115	SN 21 E	120	135	8.5	7.5
27226	SN 21 E	120	140	11	10
38405	SN 21 E	120	140	15	14
16444	SN 21 E	120	145	19	18
27228	SN 21 E	120	150	16	15
61575	SNI 24 E	120.65	136.52	7.93	7.14
61116	SN 21 E	125	140	8.5	7.5
79353	SN 21 E	125	140	9	8
63415	SN 21 E	125	140	10	9
173002	SNI 24 E	125	145	15	14
26342	SN 21 E	125	150	19	18
90400	SN 21 E	125	154	21	20
27231	SN 21 E	125	155	16	15
26343	SN 21 E	125	155	19	18
108671	SN 21 E	125	155	23	22
77890	SNI 24 E	125	155	26	25
61577	SNI 24 E	127	146.05	14.3	12.7
27233	SN 21 E	130	150	15	14
20628	SN 21 E	130	150	16	15
16451	SN 21 E	130	160	16	15
26345	SN 21 E	130	160	19	18
84301	SN 21 E	135	150	11	10

Item No.	Code	d	D	L	H
90249	SN 21 E	135	165	16	15
116804	SNI 24 E	135.8	150	12.2	11.2
90297	SN 21 E	140	160	9	8
173003	SNI 24 E	140	160	15	14
38005	SN 21 E	140	170	16	15
79345	SN 21 E	145	158	9	8
26350	SN 21 E	145	170	19	18
26351	SN 21 E	145	175	19	18
123947	SN 21 E	146.05	177.8	14.3	12.7
27239	SN 21 E	150	180	16	15
16446	SN 21 E	150	180	19	18
74444	SN 21 E	152.4	171.45	10.31	9.52
117595	SN 21 E	152.4	184.15	14.3	12.7
134350	SN 21 E	155	180	19	18
78742	SNI 24 E	155	190	26	25
16447	SN 21 E	160	180	16	15
27240	SN 21 E	160	190	16	15
26352	SN 21 E	160	190	23	22
130315	SNI 24 E	160	190	26	25
16452	SN 21 E	160	200	21	20
116803	SNI 24 E	161.8	176	12.2	11.2
63437	SN 21 E	165	180	10	9
21502	SN 21 E	170	200	16	15
16448	SN 21 E	170	200	23	22
16474	SNI 24 E	171.45	190.5	14.3	12.7
121455	SN 21 E	180	200	11	10
27244	SN 21 E	180	200	16	15
16449	SN 21 E	180	210	23	22
77891	SNI 24 E	180	210	26	25
89694	SN 21 E	190	210	16	15
27250	SN 21 E	200	230	16	15
78284	SN 21 E	200	230	16.5	15.5
16450	SN 21 E	200	230	23	22
92756	SNI 24 E	200	230	23	22
27251	SN 21 E	200	240	21	20
125095	SN 21 E	210	240	16	15
134351	SN 21 E	210	250	19	18
61592	SNI 24 E	215.9	234.95	14.3	12.7
90253	SN 21 E	220	250	21	20
27254	SN 21 E	220	250	23	22
143339	SN 21 E	220	260	26	25
21174	SN 21 E	225	250	19	18
63441	SN 21 E	230	250	13	12
27257	SN 21 E	230	260	23	22
121454	SN 21 E	240	280	21.5	20.5
74015	SN 21 E	250	270	16	15
89693	SN 21 E	250	275	13	12
27262	SN 21 E	250	290	21	20
75957	SN 21 E	255	270	11	10
27644	SN 21 E	255	285	21	20
27264	SN 21 E	260	300	21	20
121378	SN 21 E	270	300	16	15
27265	SN 21 E	270	300	23	22
47150	SN 21 E	280	300	15	14
36140	SN 21 E	280	310	16	15

Übersetzungst

SNI 24/SN 21

Item No.	Code	d	D	L	H
27266	SN 21 E	280	310	23	22
77892	SNI 24 E	280	320	33	32
77426	SN 21 E	290	300	15	14
72915	SN 21 E	290	315	25	24
75154	SNI 24 E	290.51	304.8	10.31	9.52
27650	SN 21 E	300	325	21	20
27271	SN 21 E	300	340	21	20
90256	SN 21 E	320	350	16	15
121402	SN 21 E	320	350	17	16
27273	SN 21 E	320	350	23	22
27274	SN 21 E	320	360	21	20
27275	SN 21 E	340	380	21	20
74443	SN 21 E	341	365	13	12
47158	SN 21 E	342	355	23	22
77157	SN 21 E	355	385	19	18
74004	SN 21 E	360	390	23	22
27278	SN 21 E	360	400	31	30
72914	SN 21 E	370	400	23	22
73139	SN 21 E	370	400	25	24
126962	SN 21 E	400	430	23	22
135104	SN 21 E	400	440	21	20
27640	SN 21 E	420	450	21	20
108670	SN 21 E	420	450	23	22
90438	SN 21 E	420	450	26	25
82190	SN 21 E	445	470	14	13
125196	SN 21 E	450	480	16	15
27280	SN 21 E	450	500	26	25
74005	SN 21 E	460	500	29	28
127551	SN 21 E	480	528	31	30
79683	SN 21 E	500	530	26	25
26215	SN 21 E	500	540	21	20
117996	SN 21 E	530	570	21	20
152874	SN 21 E	540	580	21	20
16407	SN 21 E	550	600	26	25
121376	SN 21 E	570	600	16	15
78283	SN 21 E	570	600	16.5	15.5
127322	SN 21 E	580	630	26	25
127323	SN 21 E	580	630	36	35
121377	SN 21 E	650	680	16	15
124882	SN 21 E	685.8	736.6	39.68	38.1
76642	SN 21 E	700	736	22	21
150268	SN 21 E	710	750	42	40
77158	SN 21 E	720	750	19	18
155621	SN 21 E	725	775	26	25
76641	SN 21 E	880	916	22	21



SN 05/SNI 07

Description

Product group	Rod seal
Design	N symmetrical u-ring (05) NI asymmetrical u-ring with inner main sealing lip (07)
Profile no.	05/07
Specification	E suitable for one-sided pressure load
Model	STI inner back-up ring (07)
Seal material	NBR 80 3002
Seal back	NBR fabric NBR F 80 3001
Back-up ring	POM (07)

Operational application limits

Pressure (MPa): ≤ 20 (05), ≤ 40 (07)
 Temperature (°C): -30 to +100
 Running speed (m/s): ≤ 0.5

Media

Hydraulic oils acc. to DIN 51524 Part 1 – 3, lubricating oils, mineral oil based lubricating greases, highly non-flammable hydraulic fluids HFA, HFB, HFC acc. to VDMA 24317

Function

The u-rings SN 05 and SNI 07 are produced in a compact design which guarantees good functioning at low pressures. Both compact seals are single-acting seals. The SN 05 has a symmetrical design that allows application as a piston and rod seal. The SNI 07 compact seal additionally has an integrated back-up ring which also prevents gap extrusion at high pressures on the side facing away from the pressure.

Installation

U-rings can be installed in both solid and split housings. Please note for a solid housing application a minimum width is necessary and suitable installation tools may be required (please see installation section on page 9).

Remarks

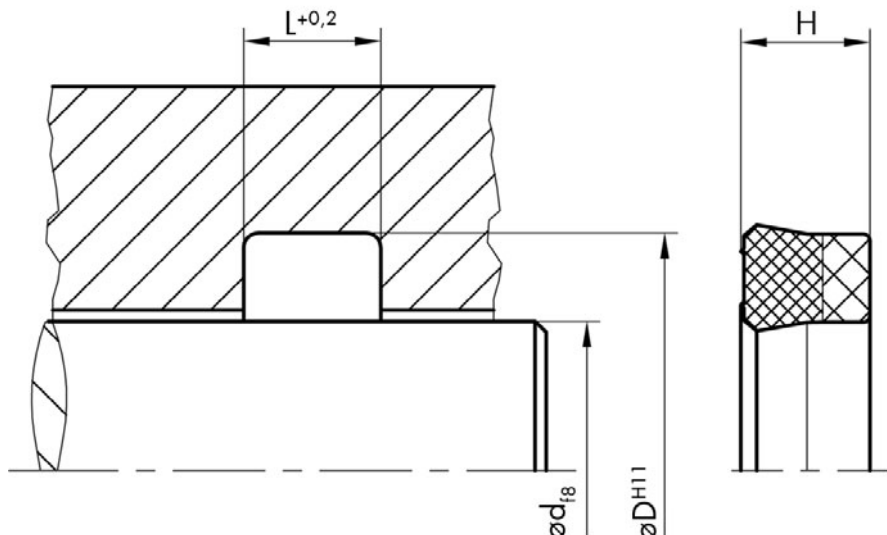
The SN 05 and SNI 07 seals require relatively small installation housings. Due to the compact fabric back, intrusion into the extrusion gap is prevented.

Order code

Please include our item numbers in your order. Should you require non-standard dimensions, materials or material combinations, please use the order code on page 12.

Any seal. Any time.

All the items in our standard programme (marked red) are standard stock items. For all other items, please check the availability at www.dichtomatik.de.



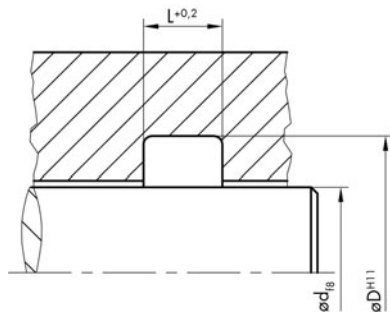
SN 05/SNI 07

Sizes

Item No.	Code	d	D	L	H
30423	SNI 07 E STI	6	14	6.5	6.2
62051	SN 05 E	6.35	19.05	6.35	6
36152	SN 05 E	7.93	15.87	6.35	6
27609	SNI 07 E STI	8	16	6	5.7
62050	SN 05 E	9.52	15.87	4.76	
34773	SN 05 E	9.52	19.05	7.14	6.84
65131	SN 05 E	9.52	22.22	6.35	6
76570	SN 05 E	10	17	6.3	6
25828	SN 05 E	12	19	6.3	5.8
171541	SNI 07 E STI	12	23	7.5	7.2
60132	SN 05 E	14	22	6.3	6
64442	SN 05 E	15	23	6.3	6
60133	SN 05 E	15	25	7.5	7.2
60134	SN 05 E	15	27	6.5	6.2
73816	SNI 07 E STI	15	27	6.5	6.2
171542	SNI 07 E STI	15	27	7	6.7
74519	SNI 07 E STI	16	22	5	4.7
61096	SN 05 E	16	24	6.5	6.2
27613	SNI 07 E STI	16	24	6.5	6.2
171544	SNI 07 E STI	16	24	7	6.7
171543	SNI 07 E STI	16	28	7.5	7.2
73814	SNI 07 E STI	18	26	6.4	6
60136	SN 05 E	18	26	6.5	6.2
62006	SNI 07 E STI	18	28	5.8	5.5
171545	SNI 07 E STI	18	28	6.3	6
171546	SNI 07 E STI	18	30	7.5	7.2
27287	SN 05 E	19.05	31.75	9.52	8.73
27327	SNI 07 E STI	20	27	6	5.7
143973	SN 05 E	20	27	6.5	6.2
62007	SNI 07 E STI	20	28	5.8	5.5
282	SN 05 E	20	28	6.3	6
171548	SNI 07 E STI	20	28	6.3	6
73818	SNI 07 E STI	20	28	6.4	6.1
64449	SN 05 E	20	28	7	6.7
171549	SNI 07 E STI	20	28	7	6.7
37524	SNI 07 E STI	20	30	8	7.7
171550	SNI 07 E STI	20	30	8.5	8.2
62066	SNI 07 E STI	20	32	9	8.7
173747	SN 05 E	20	32	10	9.7
27615	SNI 07 E STI	20	35	11	10.7
65158	SN 05 E	20.63	34.92	12.7	11.7
35114	SNI 07 E STI	22	28	6.5	6.2
76395	SN 05 E	22	30	6.5	6.2
73819	SNI 07 E STI	22	30	6.5	6.2
171551	SNI 07 E STI	22	30	7	6.7
173749	SN 05 E	22	32	6	5.7
35296	SN 05 E	22	32	10	9.7
171552	SNI 07 E STI	22	32	10	9.7
62008	SNI 07 E STI	22	34	9	8.7
171553	SNI 07 E STI	22	34	9.5	9.2
60141	SN 05 E	22	35	9.5	9.2
171554	SNI 07 E STI	22	35	10	9.7
61997	SN 05 E	25	32	6	
24782	SN 05 E	25	33	6	
35266	SNI 07 E STI	25	33	6	5.7

Item No.	Code	d	D	L	H
171441	SNI 07 E STI	25	33	6.4	6.1
35116	SNI 07 E STI	25	35	8	7.7
285	SN 05 E	25	35	8.5	8.2
171442	SNI 07 E STI	25	35	9	8.7
25394	SNI 07 E STI	25	38	9.5	9.2
171443	SNI 07 E STI	25	38	10	9.7
60144	SN 05 E	25	44	12	11.7
38173	SN 05 E	25.4	31.75	4.76	
35115	SNI 07 E STI	25.4	31.75	4.76	4.46
25679	SN 05 E	25.4	34.92	6.35	6
35117	SNI 07 E STI	25.4	34.92	6.35	6.05
24444	SN 05 E	25.4	38.1	9.52	8.73
171444	SNI 07 E STI	25.4	38.1	10	9.7
35121	SNI 07 E STI	25.4	38.1	11.11	10.81
35123	SN 05 E	25.4	41.27	11.11	10.31
62028	SN 05 E	26	40	9.5	9.2
38412	SN 05 E	28	36	6.3	6
171445	SNI 07 E STI	28	36	6.4	6.1
35119	SNI 07 E STI	28	38	8	7.7
62009	SNI 07 E STI	28	40	9	8.7
171446	SNI 07 E STI	28	40	9.5	9.2
171447	SNI 07 E STI	28	41	10	9.7
35318	SN 05 E	28.57	34.92	4.76	
171448	SNI 07 E STI	28.57	39.68	9.25	8.95
65179	SN 05 E	28.57	41.27	9.52	8.73
65188	SN 05 E	28.57	42.86	7.93	
35129	SNI 07 E STI	28.57	44.45	11.11	10.81
286	SN 05 E	30	38	6	5.7
35120	SNI 07 E STI	30	38	6.5	6.2
55903	SN 05 E	30	38	7	6.7
24785	SN 05 E	30	40	7	6.7
27610	SNI 07 E STI	30	40	7	6.7
150161	SN 05 E	30	40	7.5	7.2
171450	SNI 07 E STI	30	40	7.5	7.2
61303	SNI 07 E STI	30	40	10	9.7
171525	SNI 07 E STI	30	40	10.5	10.2
62068	SNI 07 E STI	30	42	10	9.7
171451	SNI 07 E STI	30	45	9	8.7
24786	SN 05 E	30	45	10.5	10.2
68994	SNI 07 E STI	30	50	14	13.7
171452	SNI 07 E STI	30	50	14.5	14.2
35320	SN 05 E	30.16	42.86	7.93	
65190	SN 05 E	30.16	42.86	9.52	8.73
65169	SN 05 E	31.75	38.1	4.76	
35122	SNI 07 E STI	31.75	38.1	6.35	6.05
25389	SN 05 E	31.75	41.27	7.14	6.84
35126	SNI 07 E STI	31.75	41.27	7.14	6.84
41556	SN 05 E	31.75	47.62	7.93	
26376	SN 05 E	31.75	47.62	11.11	10.31
171453	SNI 07 E STI	31.75	47.62	11.6	11.3
65202	SN 05 E	31.75	47.62	12.7	11.7
173753	SN 05 E	32	40	5.5	5.2
173755	SN 05 E	32	40	6	5.7
68995	SNI 07 E STI	32	40	8.5	8.2
24787	SN 05 E	32	40	9	8.6

Sizes



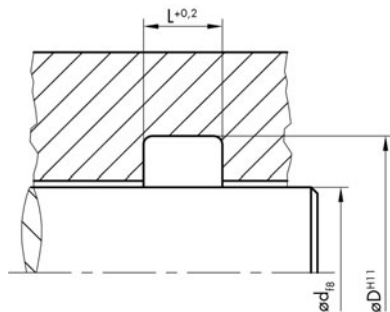
SN 05/SNI 07

Sizes

Item No.	Code	d	D	L	H
171454	SNI 07 E STI	32	40	9	8.7
62069	SNI 07 E STI	32	42	8	7.7
171455	SNI 07 E STI	32	42	11	10.7
38179	SNI 07 E STI	32	45	9.5	9.2
171456	SNI 07 E STI	32	45	10	9.7
35503	SN 05 E	34.92	44.45	7.14	6.84
171457	SNI 07 E STI	34.92	50.8	8.5	8.2
34836	SN 05 E	35	43	6	5.7
74520	SNI 07 E STI	35	43	6	5.7
24788	SN 05 E	35	45	6.5	6.2
65249	SNI 07 E STI	35	45	6.5	6.2
60146	SN 05 E	35	45	7.5	7.2
77160	SNI 07 E STI	35	45	7.5	7.2
73828	SNI 07 E STI	35	45	10	9.7
171458	SNI 07 E STI	35	45	10.5	10.2
25693	SNI 07 E STI	35	50	10.5	10.2
171459	SNI 07 E STI	35	50	11.5	11.2
60148	SN 05 E	35	50	12	11.7
62010	SNI 07 E STI	36	43	6	5.7
171460	SNI 07 E STI	36	43	6.5	6.2
289	SN 05 E	36	44	6.3	6
171461	SNI 07 E STI	36	44	6.4	6.1
38180	SNI 07 E STI	36	46	8	7.7
171462	SNI 07 E STI	36	46	8.5	8.2
26291	SNI 07 E STI	36	48	9	8.7
171463	SNI 07 E STI	36	48	9.5	9.2
171526	SNI 07 E STI	36	48	12	11.7
70371	SN 05 E	38	44	5	
60150	SN 05 E	38	50	9	
34772	SN 05 E	38.1	50.8	9.52	8.73
171464	SNI 07 E STI	38.1	50.8	10	9.7
171465	SNI 07 E STI	38.1	53.97	10.5	10.2
49536	SN 05 E	38.1	53.97	12.83	
290	SN 05 E	40	48	6	
36809	SNI 07 E STI	40	48	6	5.7
171467	SNI 07 E STI	40	48	6.5	6.2
64485	SN 05 E	40	50	7	6.7
62070	SNI 07 E STI	40	50	7.5	7.2
171468	SNI 07 E STI	40	50	8	7.7
77134	SNI 07 E STI	40	50	8.5	8.2
171466	SNI 07 E STI	40	50	10	9.7
24789	SN 05 E	40	50	10.5	10
27005	SNI 07 E STI	40	50	10.5	10.2
38783	SNI 07 E STI	40	50	11	10.7
73831	SNI 07 E STI	40	52	9	8.7
62011	SNI 07 E STI	40	52	10.5	10.2
60151	SN 05 E	40	55	7.5	7.2
61257	SNI 07 E STI	40	55	7.5	7.2
171469	SNI 07 E STI	40	55	8	7.7
37521	SNI 07 E STI	40	55	10.5	10.2
171528	SNI 07 E STI	40	55	11	10.7
41185	SNI 07 E STI	40	60	7.5	7.2
173759	SN 05 E	40	60	10	9.7
25696	SNI 07 E STI	40	60	10	9.7
62071	SNI 07 E STI	40	60	10.5	10.2

Item No.	Code	d	D	L	H
65138	SNI 07 E STI	40	60	14	13.7
171470	SNI 07 E STI	40	60	14.5	14.2
173757	SN 05 E	42	50	6	5.7
171471	SNI 07 E STI	42	52	9	8.7
171472	SNI 07 E STI	44.45	53.97	7.62	7.32
171473	SNI 07 E STI	44.45	60.32	11.6	11.3
65152	SNI 07 E STI	45	53	10.5	10.2
171474	SNI 07 E STI	45	55	7.5	7.2
24791	SN 05 E	45	55	8	7.7
171475	SNI 07 E STI	45	55	8	7.7
64496	SN 05 E	45	55	9	
60153	SN 05 E	45	55	10.5	10.2
37530	SNI 07 E STI	45	55	10.5	10.2
64499	SN 05 E	45	57	9.5	9.2
171476	SNI 07 E STI	45	57	10	9.7
26292	SNI 07 E STI	45	60	10	9.7
171477	SNI 07 E STI	45	60	10.5	10.2
173761	SN 05 E	45	60	12	11.7
38187	SNI 07 E STI	45	63	10.5	10.2
27612	SNI 07 E STI	45	65	10.5	10.2
37526	SNI 07 E STI	45	65	14	13.7
171478	SNI 07 E STI	45	65	14.5	14.2
78915	SN 05 E	46.04	76.2	25.4	
36706	SN 05 E	47.62	57.15	7.14	6.84
65280	SN 05 E	47.62	63.5	11.11	10.31
151783	SN 05 E	48	60	10	9.7
173763	SN 05 E	48	60	10.5	10.2
64461	SNI 07 E STI	48	60	10.5	10.2
87098	SN 05 E	50	58	12.5	12.2
171479	SNI 07 E STI	50	60	7.5	7.2
171480	SNI 07 E STI	50	60	8	7.7
173765	SN 05 E	50	60	10	9.7
56006	SNI 07 E STI	50	60	10	9.7
73836	SNI 07 E STI	50	60	10.5	10.2
38184	SN 05 E	50	62	9	
174323	SNI 07 E STI	50	62	10	9.7
24417	SNI 07 E STI	50	65	10.5	10.2
62073	SNI 07 E STI	50	65	11	10.7
24796	SN 05 E	50	70	14	13.7
57266	SNI 07 E STI	50	70	14	13.7
171481	SNI 07 E STI	50	70	14.5	14.2
45075	SNI 07 E STI	50.8	63.5	9.52	9.22
27582	SN 05 E	50.8	66.67	11.11	10.31
124907	SNI 07 E STI	50.8	69.85	15.87	15.57
56536	SN 05 E	53.97	69.85	9.52	8.73
171482	SNI 07 E STI	54	66	9.5	9.2
293	SN 05 E	55	65	7.5	7.2
59421	SNI 07 E STI	55	65	7.5	7.2
171484	SNI 07 E STI	55	65	8	7.7
37527	SNI 07 E STI	55	65	10.5	10.2
89358	SNI 07 E STI	55	65	13	12.7
62282	SN 05 E	55	70	10	9.7
27611	SNI 07 E STI	55	70	10	9.7
171485	SNI 07 E STI	55	70	10.5	10.2
171483	SNI 07 E STI	55	75	14	13.7

Sizes



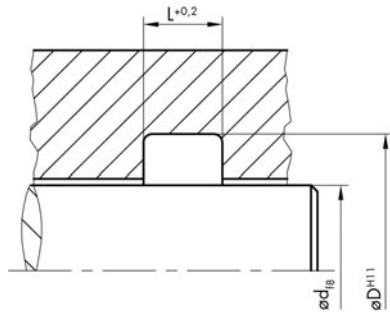
SN 05/SNI 07

Sizes

Item No.	Code	d	D	L	H
171486	SNI 07 E STI	55	75	14.5	14.2
294	SN 05 E	56	66	7.5	7.2
124853	SNI 07 E STI	56	71	10	9.7
171487	SNI 07 E STI	56	71	10.5	10.2
74983	SNI 07 E STI	56	76	14	13.7
171488	SNI 07 E STI	56	76	14.5	14.2
74396	SN 05 E	57.15	69.85	9.52	8.73
171489	SNI 07 E STI	57.15	69.85	10	9.7
25809	SN 05 E	57.15	76.2	14.28	13.49
171491	SNI 07 E STI	60	69.5	7	6.7
24809	SN 05 E	60	70	7.5	7.2
171492	SNI 07 E STI	60	70	8	7.7
60157	SN 05 E	60	70	9	
62074	SNI 07 E STI	60	70	9.5	9.2
65193	SNI 07 E STI	60	70	10.5	10.2
171529	SNI 07 E STI	60	70	11	10.7
60156	SN 05 E	60	70	12.5	12.2
37528	SNI 07 E STI	60	70	12.5	12.2
171530	SNI 07 E STI	60	70	13	12.7
34820	SN 05 E	60	72	9.5	9.2
65235	SNI 07 E STI	60	72	9.5	9.2
171493	SNI 07 E STI	60	72	10	9.7
171490	SNI 07 E STI	60	75	12.5	12.2
171494	SNI 07 E STI	60	75	13	12.7
23331	SN 05 E	60	80	14	13.7
56161	SNI 07 E STI	60	80	14	13.7
171495	SNI 07 E STI	60	80	14.5	14.2
296	SN 05 E	63	75	9	
130594	SNI 07 E STI	63	75	10.5	10.2
171496	SNI 07 E STI	63	75	11	10.7
124854	SNI 07 E STI	63	78	10	9.7
171497	SNI 07 E STI	63	78	12.5	12.2
44428	SNI 07 E STI	63	83	14	13.7
171498	SNI 07 E STI	63	83	14.5	14.2
56537	SN 05 E	63.5	76.2	7.93	
171500	SNI 07 E STI	63.5	76.2	8.5	8.2
171501	SNI 07 E STI	63.5	77.78	11.5	11.2
171499	SNI 07 E STI	63.5	82.55	14.28	13.98
38186	SNI 07 E STI	65	75	13	12.7
171502	SNI 07 E STI	65	75	13.5	13.2
297	SN 05 E	65	77	9	
171503	SNI 07 E STI	65	77	9.6	9.3
38185	SN 05 E	65	80	11	10.7
44426	SNI 07 E STI	65	80	11	10.7
171504	SNI 07 E STI	65	80	11.5	11.2
37517	SNI 07 E STI	65	80	12	11.7
171531	SNI 07 E STI	65	80	12.5	12.2
27583	SN 05 E	65	85	14	13.7
44429	SNI 07 E STI	65	85	14	13.7
55885	SN 05 E	69.85	82.55	9.52	8.73
55868	SN 05 E	70	80	7.5	7.2
171506	SNI 07 E STI	70	80	8	7.7
62041	SNI 07 E STI	70	80	12.5	12.2
171533	SNI 07 E STI	70	80	13	12.7
298	SN 05 E	70	82	9	8.7

SN 05/SNI 07

Sizes



Item No.	Code	d	D	L	H
171507	SNI 07 E STI	70	82	10.5	10.2
60159	SN 05 E	70	84	12	11.7
171508	SNI 07 E STI	70	84	12.5	12.2
35876	SN 05 E	70	85	8	7.7
24811	SN 05 E	70	85	11.5	
171505	SNI 07 E STI	70	85	12	11.7
171534	SNI 07 E STI	70	85	12.5	12.2
171532	SNI 07 E STI	70	90	14	13.7
173767	SN 05 E	75	85	7.5	7.2
38189	SN 05 E	75	85	9	
171509	SNI 07 E STI	75	85	11	10.7
65248	SNI 07 E STI	75	85	12	11.7
64534	SN 05 E	75	87	9.3	9
22410	SNI 07 E STI	75	90	11	10.7
171510	SNI 07 E STI	75	90	11.5	11.2
171535	SNI 07 E STI	75	90	12.8	12.5
24813	SN 05 E	75	95	14	13.7
295	SNI 07 E STI	75	95	14	13.7
171511	SNI 07 E STI	75	95	14.5	14.2
24427	SN 05 E	76.2	88.9	9.52	8.73
68882	SN 05 E	76.2	95.25	12.7	11.7
56160	SN 05 E	80	90	7.5	7.2
37529	SNI 07 E STI	80	90	12.5	12.2
299	SN 05 E	80	92	9	8.7
171512	SNI 07 E STI	80	93	14.5	14.2
171513	SNI 07 E STI	80	95	12	11.7
24814	SN 05 E	80	95	12.5	
73842	SNI 07 E STI	80	95	12.5	12.2
65309	SN 05 E	80	96	10	9.7
26157	SNI 07 E STI	80	96	10	9.7
171514	SNI 07 E STI	80	96	10.5	10.2
171515	SNI 07 E STI	80	100	12	11.7
173769	SN 05 E	80	100	14	13.7
36593	SNI 07 E STI	80	100	14	13.7
171536	SNI 07 E STI	80	100	14.5	14.2
35138	SNI 07 E STI	82.55	101.6	12.7	12.4
59413	SN 05 E	85	95	7.5	7.2
171516	SNI 07 E STI	85	95	8	7.7
76217	SN 05 E	85	97	9	
171517	SNI 07 E STI	85	100	12	11.7
77283	SNI 07 E STI	85	105	14.3	14
171518	SNI 07 E STI	85	105	14.5	14.2
41501	SN 05 E	88.9	114.3	12.7	11.7
171519	SNI 07 E STI	88.9	114.3	19.5	19.2
62060	SNI 07 E STI	90	100	10.5	10.2
300	SN 05 E	90	102	9	
171520	SNI 07 E STI	90	105	9.5	9.2
74663	SNI 07 E STI	90	105	12.5	12.2
171521	SNI 07 E STI	90	106.2	10.8	10.5
60162	SN 05 E	90	110	12.5	12.2
56163	SNI 07 E STI	90	110	12.5	12.2
302	SNI 07 E STI	90	110	14	13.7
24082	SNI 07 E STI	95	105	10.5	10.2
24819	SN 05 E	95	105	11	10.5
171522	SNI 07 E STI	95	105	11	10.7

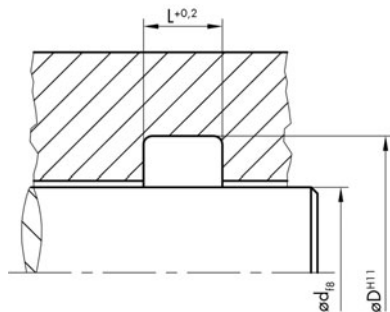
SN 05/SNI 07

Sizes

Item No.	Code	d	D	L	H
44324	SN 05 E	95	107	12	11.7
74661	SNI 07 E STI	95	107	12.5	11.9
171523	SNI 07 E STI	95	112	12	11.7
303	SNI 07 E STI	95	115	14	13.7
171524	SNI 07 E STI	95	115	14.5	14.2
171555	SNI 07 E STI	100	115	11.5	11.2
62004	SN 05 E	100	115	12	11.7
68996	SNI 07 E STI	100	115	12	11.7
171538	SNI 07 E STI	100	115	12.5	12.2
124883	SNI 07 E STI	100	120	11.5	11.2
171556	SNI 07 E STI	100	120	12	11.7
24820	SN 05 E	100	120	14	13.7
44434	SNI 07 E STI	100	120	14	13.7
171557	SNI 07 E STI	100	120	14.5	14.2
171558	SNI 07 E STI	105	115	11	10.7
116319	SNI 07 E STI	105	120	15	14.7
77284	SNI 07 E STI	105	125	12	11.7
171559	SNI 07 E STI	105	125	12.5	12.2
79018	SN 05 E	107.95	133.35	19.05	
73845	SNI 07 E STI	110	120	10.5	10.2
57091	SN 05 E	110	125	11	10.7
59415	SNI 07 E STI	110	125	11.5	11.2
65356	SN 05 E	110	125	12	11.7
171560	SNI 07 E STI	110	125	12	11.7
27584	SN 05 E	110	130	12	11.7
68972	SNI 07 E STI	110	130	12	11.7
171561	SNI 07 E STI	110	130	12.5	12.2
124886	SNI 07 E STI	110	135	15	14.7
171562	SNI 07 E STI	110	135	15.5	15.2
79020	SN 05 E	114.3	139.7	19.05	
69000	SNI 07 E STI	115	135	15.5	15.2
65363	SN 05 E	120	130	10.5	10.2
171563	SNI 07 E STI	120	130	10.5	10.2
57022	SNI 07 E STI	120	130	12.5	12.2
171564	SNI 07 E STI	120	132.7	10	9.7
171565	SNI 07 E STI	120	135	12.5	12.2
56333	SNI 07 E STI	120	140	12	11.7
171566	SNI 07 E STI	120	140	12.5	12.2
171567	SNI 07 E STI	120	145	18.8	18.5
62015	SNI 07 E STI	121.2	150	14	13.7
60164	SN 05 E	123	133	7.5	7.2
61097	SN 05 E	125	140	11.5	
171568	SNI 07 E STI	125	150	14	13.7
171539	SNI 07 E STI	125	150	14.5	14.2
56211	SN 05 E	130	145	9	
69002	SNI 07 E STI	130	145	12.5	12.2
171569	SNI 07 E STI	130	145	13	12.7
171540	SNI 07 E STI	130	145	15	14.7
69003	SNI 07 E STI	130	150	15.5	15.2
171570	SNI 07 E STI	130	150	16	15.7
171571	SNI 07 E STI	135	150	14	13.7
73850	SNI 07 E STI	135	160	13.5	13.2
171572	SNI 07 E STI	135	160	14	13.7
80889	SN 05 E	140	150	10.5	10.2
171573	SNI 07 E STI	140	155	13	12.7

SN 05/SNI 07

Item No.	Code	d	D	L	H
57288	SNI 07 E STI	140	160	12	11.7
171575	SNI 07 E STI	140	160	12.5	12.2
69005	SNI 07 E STI	140	160	14	13.7
171574	SNI 07 E STI	140	160	14.5	14.2
171576	SNI 07 E STI	140	170	22.8	22.5
171577	SNI 07 E STI	145	157.7	10	9.7
171578	SNI 07 E STI	150	170	14	13.7
171579	SNI 07 E STI	150	170	14.5	14.2
171580	SNI 07 E STI	160	175	16	15.7
69007	SNI 07 E STI	160	180	14	13.7
171581	SNI 07 E STI	160	180	14.5	14.2
74776	SNI 07 E STI	165	185	16	15.7
171582	SNI 07 E STI	175	200	23	22.7
69008	SNI 07 E STI	180	200	14	13.7
171583	SNI 07 E STI	180	200	14.5	14.2
171584	SNI 07 E STI	180	210	20.5	20.2
171585	SNI 07 E STI	190	210	14.5	14.2
171586	SNI 07 E STI	198	208	12	11.7
124896	SNI 07 E STI	200	220	14	13.7
171587	SNI 07 E STI	200	220	14.5	14.2
171588	SNI 07 E STI	210	240	22.5	22.2
171589	SNI 07 E STI	220	250	20.5	20.2
171590	SNI 07 E STI	230	260	20.5	20.2
172570	SNI 07 E STI	530	570	25	24.7
172571	SNI 07 E STI	640	680	25	24.7
172572	SNI 07 E STI	760	820	35	34.7
172573	SNI 07 E STI	845	905	35	34.7





FICHTHOLZ

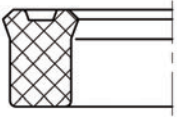


HOMU 22655
22G1

MAX. GROSS	24 000
CRDC	2 200

NET	21 800
CB. CAP.	1 171

C455



SN 36

Description

Product group	Rod seal
Design	N symmetrical u-ring
Profile no.	36
Specification	E suitable for one- side pressure load
Seal material	TPU 95 3401

Operational application limits

Pressure (MPa):	≤40
Temperature (°C):	-40 to +100
Running speed (m/s):	≤0.5

Media

Hydraulic oils acc. to DIN 51524
Part 1 – 3, lubricating oils, mineral oil
based lubricating greases, highly non-
flammable hydraulic fluids HFA, HFB,
HFC acc. to VDMA 24317

Function

The SN 36 u-ring is produced in a
compact design which guarantees
good functioning at low pressures and
guarantees a particularly long service
life. The SN 36 has a symmetrical
design that allows application as a
piston and rod seal. Seals made of TPU
are very robust and are particularly
suitable for application in mobile
hydraulics, especially in the earth
moving machine area.

Installation

U-rings can be installed in both solid
and split housings. Please note that for
a solid housing application a minimum
width is necessary and suitable
installation tools may be required
(please see installation section on
page 9).

Remarks

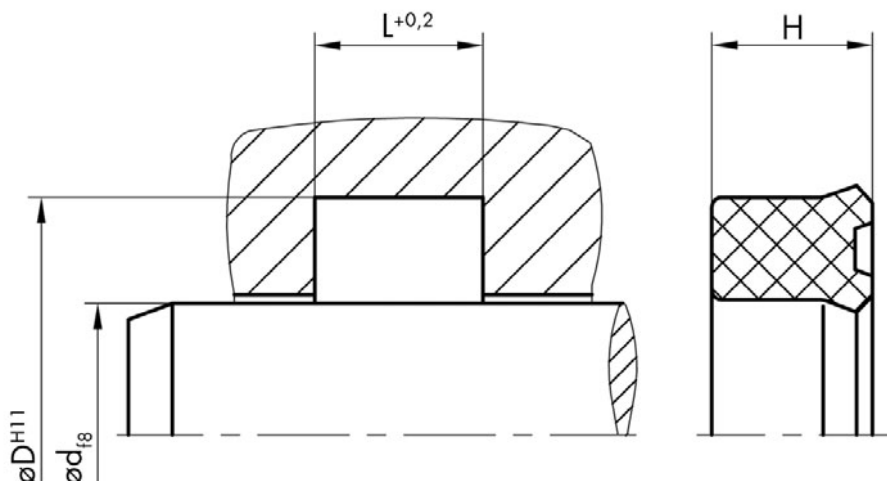
The SN 36 seal is also designed for
installation housing conforming to
ISO 5597. It is primarily used in
ground conveyors, agricultural and
injection moulding machines as well as
in cylinders for mobile hydraulic
platforms and steering cylinders. For
extreme applications, this seal design
can also be provided with a second
seal lip or an integrated back-up ring.

Order code

Please include our item numbers in
your order. Should you require non-
standard dimensions, materials or
material combinations, please use the
order code on page 12.

Any seal. Any time.

All the items in our standard programme
(marked red) are standard stock items.
For all other items, please check the
availability at www.dichtomatik.de.



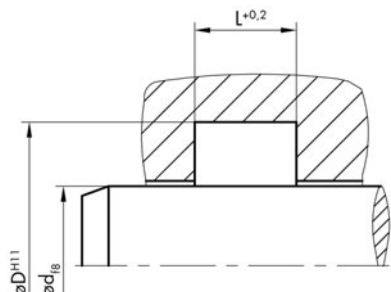
SN 36

Sizes

Item No.	Code	d	D	L	H
125300	SN 36 E	6	14	6.3	5.7
125301	SN 36 E	8	16	6.3	5.7
79839	SN 36 E	8	18	8.5	8
125303	SN 36 E	10	18	6.3	5.7
80611	SN 36 E	10	18	6.3	5.5
65475	SN 36 E	12	18	5	4.5
80613	SN 36 E	12	20	6.3	5.5
168310	SN 36 E	12	20	6.3	5.8
125307	SN 36 E	14	21	5.6	5
80614	SN 36 E	14	22	6.3	5.5
168336	SN 36 E	16	22	4.5	4
168324	SN 36 E	16	22.7	5	4
22438	SN 36 E	16	24	7	6
168341	SN 36 E	18	25	5.7	5.1
22439	SN 36 E	18	26	7	6
168357	SN 36 E	18	28	6.3	5.8
168359	SN 36 E	18	28	8	7
24306	SN 36 E	20	25	3.5	3
65482	SN 36 E	20	25	4	3.7
168345	SN 36 E	20	25	4.5	4
80615	SN 36 E	20	26	5.8	5
168351	SN 36 E	20	26	6	5.5
168353	SN 36 E	20	27	6.5	5.7
22442	SN 36 E	20	28	6.3	5.8
80616	SN 36 E	20	28	7	6
173334	SN 36 E	20	28	8	7
168369	SN 36 E	20	30	8	7.2
168371	SN 36 E	20	30	9	8
168373	SN 36 E	20	30	11	10
168355	SN 36 E	21	27	5	4
65485	SN 36 E	22	28	5.3	4.5
168365	SN 36 E	22	28	5.5	5
168367	SN 36 E	22	29	5.6	5
22444	SN 36 E	22	30	7	6
22445	SN 36 E	22	30	8	7
22446	SN 36 E	22	32	8	7
22447	SN 36 E	22	32	9	8
80619	SN 36 E	24	30	9	8
80620	SN 36 E	24	32	7	6
168389	SN 36 E	24	34	6.5	6
168384	SN 36 E	25	32	5	4
22448	SN 36 E	25	33	6.3	5.8
80621	SN 36 E	25	33	7	6
22449	SN 36 E	25	33	9	8
168391	SN 36 E	25	35	6	5
168393	SN 36 E	25	35	8	7
168395	SN 36 E	25	35	9	8
168397	SN 36 E	25	35	10	9
168399	SN 36 E	25	35	11	10
168401	SN 36 E	25	36	6	5
168405	SN 36 E	25	38	11	10
168347	SN 36 E	25.4	38.1	7.14	6.35
22453	SN 36 E	28	36	6.3	5.8
22454	SN 36 E	28	36	9	8
168407	SN 36 E	28	38	8	7

SN 36

Sizes

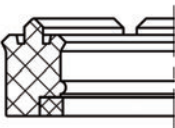


Item No.	Code	d	D	L	H
168409	SN 36 E	30	38	6.3	5.8
22457	SN 36 E	30	38	9	8
22458	SN 36 E	30	40	8	7
168414	SN 36 E	30	40	11	10
168378	SN 36 E	31.75	44.45	7.14	6.35
168416	SN 36 E	32	40	6.3	5.8
80624	SN 36 E	32	40	7	6
22461	SN 36 E	32	40	9	8
168421	SN 36 E	32	42	8	7
24314	SN 36 E	32	42	9	8
168424	SN 36 E	32	42	11	10
22463	SN 36 E	35	43	7	6
168427	SN 36 E	35	43	9	8
22465	SN 36 E	35	45	8	7
168432	SN 36 E	35	45	11	10
22467	SN 36 E	36	44	7	6
22468	SN 36 E	36	44	9	8
168440	SN 36 E	36	46	8	7
168442	SN 36 E	36	46	11	10
37419	SN 36 E	38	45	7	6
22471	SN 36 E	40	48	6.3	5.8
79848	SN 36 E	40	48	7	6
22472	SN 36 E	40	48	9	8
168447	SN 36 E	40	50	7	6
168449	SN 36 E	40	50	8	7
22474	SN 36 E	40	50	11	10
79852	SN 36 E	42	50	7	6
168455	SN 36 E	42	53	10	9
168457	SN 36 E	45	53	7	6
22476	SN 36 E	45	53	9	8
168460	SN 36 E	45	53	11	10
22478	SN 36 E	45	55	8	7
168465	SN 36 E	45	55	11	10
72974	SN 36 E	45	55	12	11
168462	SN 36 E	46	54	9	8
22480	SN 36 E	50	58	9	8
22481	SN 36 E	50	60	8	7
79857	SN 36 E	50	60	8.5	7.5
22482	SN 36 E	50	60	11	10
168475	SN 36 E	50	62	9	8
168477	SN 36 E	50	62	11	10
168481	SN 36 E	50	65	11	10
22483	SN 36 E	55	63	9	8
168483	SN 36 E	55	65	8	7.2
79860	SN 36 E	55	65	8.5	7.5
22485	SN 36 E	55	65	11	10
168487	SN 36 E	55	65	13	12
168467	SN 36 E	55	68	12	11
6426	SN 36 E	56	66	7.5	6.5
168491	SN 36 E	56	66	11	10
125315	SN 36 E	56	71	9.5	8.5
168469	SN 36 E	57.15	69.85	10.31	9.52
159673	SN 36 E	60	68	7	6
22486	SN 36 E	60	68	9	8
65492	SN 36 E	60	68	14	13

SN 36

Sizes

Item No.	Code	d	D	L	H
22487	SN 36 E	60	70	8	7.2
79863	SN 36 E	60	70	8	7
115701	SN 36 E	60	70	8.5	7.5
168507	SN 36 E	60	70	11	10
168509	SN 36 E	60	70	13	12
22490	SN 36 E	60	72	10	9
168498	SN 36 E	61	69	9	8
22491	SN 36 E	63	71	9	8
117063	SN 36 E	63	75	9.5	8.5
24320	SN 36 E	63	75	11	10
79868	SN 36 E	65	73	9	8
22492	SN 36 E	65	75	13	12
115702	SN 36 E	65	77	10	9
79870	SN 36 E	65	80	12.5	11.5
168528	SN 36 E	66	80	11	10.5
168496	SN 36 E	68	76	9	8
79871	SN 36 E	70	78	9	8
168511	SN 36 E	70	80	7.5	6.5
168530	SN 36 E	70	80	8	7
168532	SN 36 E	70	80	11	10
168534	SN 36 E	70	80	13	12
22496	SN 36 E	70	82	10	9
80635	SN 36 E	71	79	9	8
168523	SN 36 E	72	78	7	6.5
168539	SN 36 E	75	85	8	7.2
168541	SN 36 E	75	85	13	12
168537	SN 36 E	76	84	9	8
168544	SN 36 E	78	86	14	13
168557	SN 36 E	78	93	11.5	10.5
168526	SN 36 E	79.37	95.25	12.7	11.11
74649	SN 36 E	79.75	85.99	7.5	6.5
168546	SN 36 E	80	90	8	7.2
168549	SN 36 E	80	90	13	12
168553	SN 36 E	80	90	15	14
168561	SN 36 E	85	95	8	7
171186	SN 36 E	85	97	9.5	9
168563	SN 36 E	88	96	9	8
77610	SN 36 E	90	98	9	8
168572	SN 36 E	90	100	7.5	6.5
168570	SN 36 E	91	99	9	8
168559	SN 36 E	94	102	14	13
168578	SN 36 E	95	112	12.5	11.5
66742	SN 36 E	97	105	14	13
77611	SN 36 E	100	108	9	8
168580	SN 36 E	107	115	9	8
70890	SN 36 E	110	118	14	13
66744	SN 36 E	118	126	14	13
168585	SN 36 E	120	135	16	15
80655	SN 36 E	125	133	7.5	6.5
168583	SN 36 E	126	134	9	8
168587	SN 36 E	140	155.5	6.7	5.8
61441	SN 36 E	143	151	14	13
168590	SN 36 E	145	153	9	8
172527	SN 36 E	150	160	13.5	12.5
172526	SN 36 E	180	190	13.5	12.5
61988	SN 36 E	230	239.2	8	7



SNI 73

Description

Product group	Rod seal
Design	NI asymmetrical u-ring with inner main sealing lip
Profile no.	73
Specification	E suitable for one-sided pressure load
Model	ZLST1 second sealing lip / inner back-up ring
Seal material	TPU 95 3401
Back-up ring	POM

Operational application limits

Pressure (MPa):	≤ 40
Temperature (°C):	-40 to +100
Running speed (m/s):	≤ 0.5

Media

Hydraulic oils acc. to DIN 51524 Part 1 – 3, lubricating oils, mineral oil based lubricating greases, highly non-flammable hydraulic fluids HFA, HFB, HFC acc. to VDMA 24317

Function

The SNI 73 u-ring is produced in a compact design which guarantees good functioning at low pressures and guarantees a particularly long service life. The SNI 73 is a single-acting rod seal. The second seal lip strengthens the sealing function and the semi-active back-up ring on the inner diameter prevents gap extrusion on the side facing away from the pressure.

Installation

U-rings can be installed in both solid and split housings. Please note that for a solid housing application a minimum width is necessary and suitable installation tools may be required (please see installation section on page 9).

Remarks

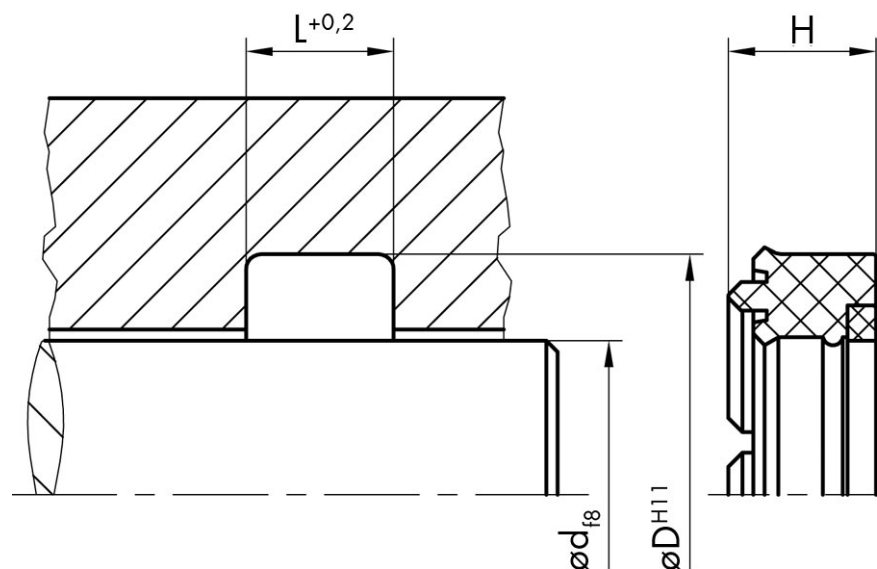
The SNI 73 seal made of TPU material is very robust and is particularly well suited for applications in mobile hydraulics and especially in earth moving equipment, mobile hydraulic platforms, telescope cylinders and press and support cylinders. Despite the small installation dimension, the seal withstands the highest loads. This profile is designed for installation housings conforming to ISO 5597.

Order code

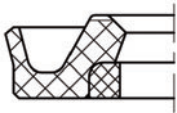
Please include our item numbers in your order. Should you require non-standard measurements, materials or material combinations, please use the order code on page 12.

Any seal. Any time.

All the items in our standard programme (marked red) are standard stock items. For all other items, please check the availability at www.dichtomatik.de.







SNI 72

Description

Product group	Rod seal
Design	NI asymmetrical u-ring with inner main sealing lip
Profile no.	72
Specification	E suitable for one-sided pressure load
Model	STI inner back-up ring
Seal material	TPU 90 3001
Back-up ring	POM

Operational application limits

Pressure (MPa):	≤40
Temperature (°C):	-30 to +100
Running speed (m/s):	≤0.5

Media

Hydraulic oils acc. to DIN 51524 Part 1 – 3, lubricating oils, mineral oil based lubricating greases, highly non-flammable hydraulic fluids HFA, HFB, HFC acc. to VDMA 24317

Function

The SNI 72 u-ring consists of a TPU seal body and a POM back-up ring. The SNI 72 u-ring is a single-acting rod seal with an asymmetrical design. The semi-active back-up ring on the inner diameter prevents gap extrusion on the side facing away from the pressure.

Installation

U-rings can be installed in both solid and split housings. Please note that for a solid housing application a minimum width is necessary and suitable installation tools may be required (please see installation section on page 9).

Remarks

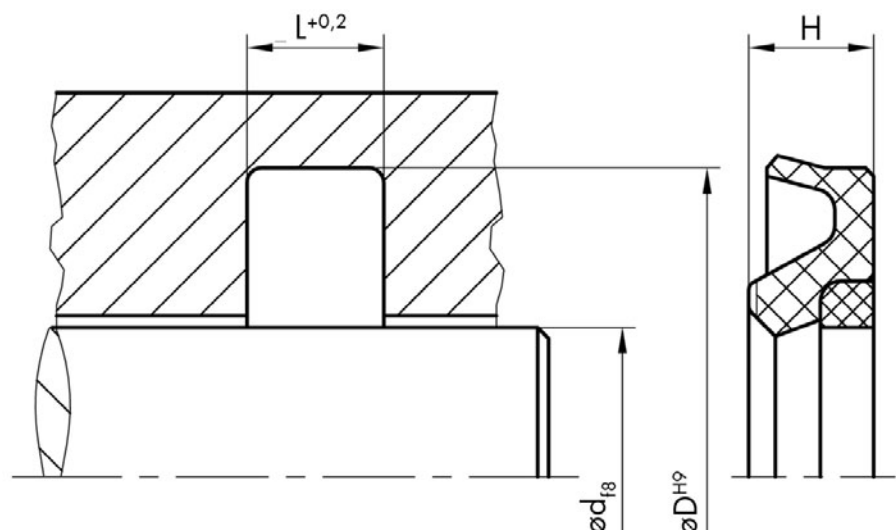
The SNI 72 is used in combination with other piston rod seals. Seals made of TPU are very robust and are exceptionally well-suited for applications in mobile hydraulics and earth moving equipment.

Order code

Please include our item numbers in your order. Should you require non-standard dimensions, materials or material combinations, please use the order code on page 12.

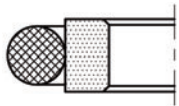
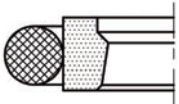
Any seal. Any time.

All the items in our standard programme (marked red) are standard stock items. For all other items, please check the availability at www.dichtomatik.de.



SNI 72**Sizes**

Item No.	Code	d	D	L	H
173477	SNI 72 E STI	40	55.5	6.3	6
173478	SNI 72 E STI	45	60.5	6.3	6
166972	SNI 72 E STI	50	65.5	6.3	6
143847	SNI 72 E STI	55	70.5	6.3	6
166973	SNI 72 E STI	60	75.5	6.3	6
143846	SNI 72 E STI	65	80.5	6.3	6
166974	SNI 72 E STI	70	85.5	6.3	6
149666	SNI 72 E STI	75	90.5	6.3	6
160986	SNI 72 E STI	80	95.5	6.3	6
127957	SNI 72 E STI	85	100.5	6.3	6
155803	SNI 72 E STI	90	105.5	6.3	6
124179	SNI 72 E STI	95	110.5	6.3	6
133418	SNI 72 E STI	100	115.5	6.3	6
166975	SNI 72 E STI	105	120.5	6.3	6
123212	SNI 72 E STI	110	125.5	6.3	6
133379	SNI 72 E STI	120	135.5	6.3	6
173479	SNI 72 E STI	130	145.5	6.3	6
173480	SNI 72 E STI	140	155.5	6.3	6



SPOR 31/SPOR 30

Description

Product group	Rod seal
Design	POR PTFE seal with an O-ring energising element
Profile no.	30/31
Specification	Z suitable for two-sided pressure load (30) E suitable for one-sided pressure load (31)
Seal material	PTFE 00 9807
O-ring material	NBR 70 0100

Operational application limits

Pressure (MPa):	≤40
Temperature (°C):	-30 to +100
Running speed (m/s):	≤15

Media

Hydraulic oils acc. to DIN 51524 Part 1 – 3, lubricating oils, mineral oil based lubricating greases, highly non-flammable hydraulic fluids HFA, HFB, HFC acc. to VDMA 24317

Function

The SPOR seal consists of a PTFE sealing element, which is energised by an O-Ring. This results in an exceptionally good sealing function under high loads and good static sealing performance. Whereas the SPOR 30 design is double-acting, the SPOR 31 design can only be used in single-acting applications. The SPOR 30 and 31 are frequently used in tandem or in combination with other sealing elements as the primary or secondary seal in order to guarantee no leakage.

Installation

For small diameters, axially accessible installation housings are required. For larger diameters, the seals can be installed in closed installation housings. Subsequent calibration is necessary (see Installation chapter on page 9).

Remarks

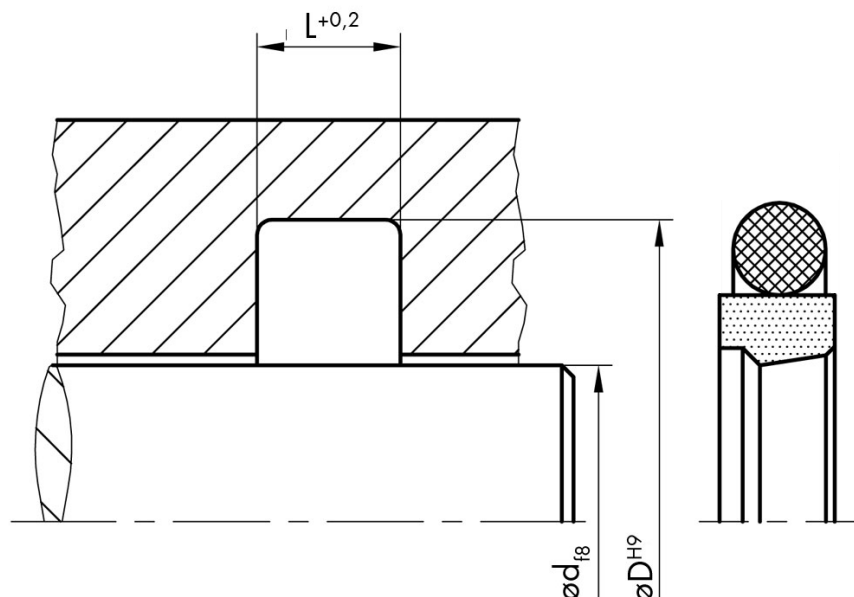
The standard for this design is a combination of PTFE-Bronze/NBR 70. Depending on the area of application, other materials such as PTFE-Glass, PTFE-Graphite and PTFE-carbon for the seal element and EPDM, FKM, VMQ etc. for the energising element are available. Sufficient guiding of the rod using suitable guide elements is necessary.

Order code

Please include our item numbers in your order. Should you require non-standard dimensions, materials or material combinations, please use the order code on page 12.

Any seal. Any time.

All the items in our standard programme (marked red) are standard stock items. For all other items, please check the availability at www.dichtomatik.de.



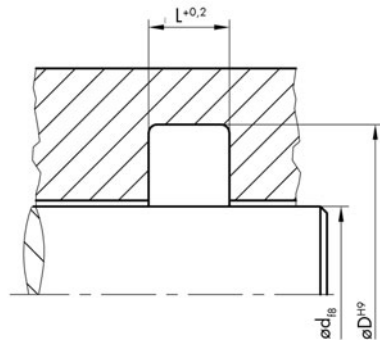
SPOR 31/SPOR 30

Sizes

Item No.	Code	d	D	L
163426	SPOR 31 E	3	7.9	2.2
76801	SPOR 31 E	4	8.9	2.2
77014	SPOR 30 Z	4	8.9	2.2
76802	SPOR 31 E	5	9.9	2.2
77015	SPOR 30 Z	5	9.9	2.2
76803	SPOR 31 E	6	10.9	2.2
77016	SPOR 30 Z	6	10.9	2.2
172390	SPOR 30 Z	6	13.3	3.2
81445	SPOR 31 E	7.9	12.8	2.2
76806	SPOR 31 E	8	12.9	2.2
77019	SPOR 30 Z	8	12.9	2.2
76805	SPOR 31 E	8	15.3	3.2
77018	SPOR 30 Z	8	15.3	3.2
108025	SPOR 31 E	8.5	13.4	2.2
76808	SPOR 31 E	10	14.9	2.2
77021	SPOR 30 Z	10	14.9	2.2
76807	SPOR 31 E	10	17.3	3.2
77020	SPOR 30 Z	10	17.3	3.2
75301	SPOR 31 E	12	16.9	2.2
77023	SPOR 30 Z	12	16.9	2.2
76809	SPOR 31 E	12	19.3	3.2
77022	SPOR 30 Z	12	19.3	3.2
83934	SPOR 30 Z	12	22.2	3.2
76811	SPOR 31 E	14	18.9	2.2
77025	SPOR 30 Z	14	18.9	2.2
76810	SPOR 31 E	14	21.3	3.2
77024	SPOR 30 Z	14	21.3	3.2
114974	SPOR 31 E	14	21.5	3.2
157396	SPOR 31 E	14	24.7	4.2
76812	SPOR 31 E	15	19.9	2.2
76813	SPOR 31 E	15	22.3	3.2
127225	SPOR 30 Z	15	22.3	3.2
75302	SPOR 31 E	16	20.9	2.2
77026	SPOR 30 Z	16	20.9	2.2
76041	SPOR 30 Z	16	23.3	3.2
76815	SPOR 31 E	18	22.9	2.2
74971	SPOR 30 Z	18	22.9	2.2
76814	SPOR 31 E	18	25.3	3.2
77027	SPOR 30 Z	18	25.3	3.2
75330	SPOR 31 E	20	27.3	3.2
77028	SPOR 30 Z	20	27.3	3.2
76816	SPOR 31 E	20	30.7	4.2
76070	SPOR 30 Z	20	30.7	4.2
114978	SPOR 31 E	20	31	4.2
76818	SPOR 31 E	22	29.3	3.2
77030	SPOR 30 Z	22	29.3	3.2
76817	SPOR 31 E	22	32.7	4.2
77029	SPOR 30 Z	22	32.7	4.2
172391	SPOR 31 E	23	30.3	3.2
85886	SPOR 30 Z	24	31.3	3.2
84372	SPOR 31 E	24	34.7	4.2
150789	SPOR 30 Z	24	34.7	4.2
77032	SPOR 30 Z	25	32.3	3.2
72483	SPOR 31 E	25	32.3	3.2
114981	SPOR 31 E	25	32.5	3.2

SPOR 31/SPOR 30

Sizes



Item No.	Code	d	D	L
75942	SPOR 31 E	25	35.7	4.2
77031	SPOR 30 Z	25	35.7	4.2
74972	SPOR 30 Z	26	33.5	3.2
28094	SPOR 31 E	26	36.7	4.2
81649	SPOR 30 Z	27	37.7	4.2
76819	SPOR 31 E	28	35.3	3.2
78214	SPOR 30 Z	28	35.3	3.2
76631	SPOR 31 E	28	38.7	4.2
81307	SPOR 30 Z	28	38.7	4.2
72486	SPOR 31 E	30	37.3	3.2
77033	SPOR 30 Z	30	37.3	3.2
76636	SPOR 31 E	30	40.7	4.2
76042	SPOR 30 Z	30	40.7	4.2
125456	SPOR 31 E	31	41.7	4.2
76509	SPOR 31 E	32	39.3	3.2
77034	SPOR 30 Z	32	39.3	3.2
75941	SPOR 31 E	32	42.7	4.2
76043	SPOR 30 Z	32	42.7	4.2
114984	SPOR 31 E	32	43	4.2
127385	SPOR 31 E	34	44.7	4.2
75303	SPOR 31 E	35	42.3	3.2
83406	SPOR 30 Z	35	42.3	3.2
76820	SPOR 31 E	35	45.7	4.2
80154	SPOR 30 Z	35	45.7	4.2
76822	SPOR 31 E	36	43.3	3.2
77036	SPOR 30 Z	36	43.3	3.2
76821	SPOR 31 E	36	46.7	4.2
77035	SPOR 30 Z	36	46.7	4.2
114985	SPOR 31 E	36	47	4.2
76824	SPOR 31 E	38	48.7	4.2
23462	SPOR 30 Z	38	48.7	4.2
76823	SPOR 31 E	38	53.1	6.3
84205	SPOR 30 Z	40	48	4
75304	SPOR 31 E	40	50.7	4.2
76044	SPOR 30 Z	40	50.7	4.2
114986	SPOR 31 E	40	51	4.2
77037	SPOR 30 Z	40	55.1	6.3
72485	SPOR 31 E	40	55.1	6.3
121219	SPOR 31 E	41	51.7	4.2
172404	SPOR 30 Z	41.27	51.98	4.2
76825	SPOR 31 E	42	52.7	4.2
89927	SPOR 30 Z	42	52.7	4.2
76826	SPOR 31 E	42	57.1	6.3
172392	SPOR 31 E	43	53.4	4.2
172393	SPOR 31 E	43	53.7	4.2
77152	SPOR 31 E	43	58.5	6.3
115476	SPOR 31 E	43.5	54.2	4.2
120837	SPOR 30 Z	44.4	55.1	4.2
92768	SPOR 30 Z	44.5	59.6	6.3
76828	SPOR 31 E	45	55.7	4.2
77038	SPOR 30 Z	45	55.7	4.2
114987	SPOR 31 E	45	56	4.2
76827	SPOR 31 E	45	60.1	6.3
75427	SPOR 30 Z	45	60.1	6.3
114964	SPOR 31 E	48	58.7	4.2

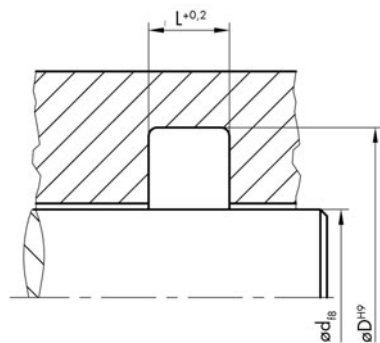
SPOR 31/SPOR 30

Sizes

Item No.	Code	d	D	L
83287	SPOR 30 Z	48	58.7	4.2
114965	SPOR 31 E	48	63.1	6.3
76830	SPOR 31 E	50	60.7	4.2
77040	SPOR 30 Z	50	60.7	4.2
114988	SPOR 31 E	50	61	4.2
76829	SPOR 31 E	50	65.1	6.3
77039	SPOR 30 Z	50	65.1	6.3
114966	SPOR 31 E	52	62.7	4.2
84375	SPOR 31 E	52	67.1	6.3
118257	SPOR 31 E	53.50	64.2	4.2
172395	SPOR 31 E	53.70	64	6.3
130688	SPOR 31 E	54	64.7	4.2
77654	SPOR 31 E	55	65.7	4.2
77953	SPOR 31 E	55	70.1	6.3
81457	SPOR 30 Z	55	70.1	6.3
76831	SPOR 31 E	56	66.7	4.2
77042	SPOR 30 Z	56	66.7	4.2
77041	SPOR 30 Z	56	71.1	6.3
72484	SPOR 31 E	56	71.1	6.3
126828	SPOR 31 E	57	72.1	6.3
172396	SPOR 31 E	58	68.7	4.2
89234	SPOR 31 E	58	73.1	6.3
77044	SPOR 30 Z	60	70.7	4.2
74574	SPOR 31 E	60	70.7	4.2
77043	SPOR 30 Z	60	75.1	6.3
73190	SPOR 31 E	60	75.1	6.3
172397	SPOR 31 E	61	76.1	6.3
114967	SPOR 31 E	63	73.7	4.2
76832	SPOR 31 E	63	78.1	6.3
77045	SPOR 30 Z	63	78.1	6.3
126829	SPOR 31 E	64	79.1	6.3
89925	SPOR 30 Z	65	75.7	4.2
76833	SPOR 31 E	65	80.1	6.3
77046	SPOR 30 Z	65	80.1	6.3
172405	SPOR 30 Z	66	76.7	4.2
86506	SPOR 31 E	67	82.1	6.3
172398	SPOR 31 E	68	78.7	4.2
172399	SPOR 31 E	68	83.1	6.3
77655	SPOR 31 E	70	80.7	4.2
77047	SPOR 30 Z	70	85.1	6.3
69309	SPOR 31 E	70	85.1	6.3
114993	SPOR 31 E	70	85.5	6.3
156233	SPOR 31 E	73	88.1	6.3
95618	SPOR 30 Z	75	85.7	4.2
74575	SPOR 31 E	75	85.7	4.2
76834	SPOR 31 E	75	90.1	6.3
77048	SPOR 30 Z	75	90.1	6.3
130380	SPOR 31 E	76	86.7	4.2
90427	SPOR 31 E	76.2	91.3	6.3
75310	SPOR 30 Z	77	88	4.2
133686	SPOR 31 E	79	94.1	6.3
77332	SPOR 31 E	80	90.7	4.2
83403	SPOR 30 Z	80	90.7	4.2
76089	SPOR 31 E	80	95.1	6.3
77049	SPOR 30 Z	80	95.1	6.3

SPOR 31/SPOR 30

Sizes



Item No.	Code	d	D	L
82251	SPOR 30 Z	82	97.1	6.3
122053	SPOR 31 E	82	97.1	6.3
172400	SPOR 31 E	84	94.7	4.2
117068	SPOR 30 Z	85	95.7	4.2
320	SPOR 31 E	85	95.7	4.2
76835	SPOR 31 E	85	100.1	6.3
77050	SPOR 30 Z	85	100.1	6.3
132594	SPOR 31 E	85	105.5	8.1
122047	SPOR 31 E	87	102.1	6.3
77954	SPOR 31 E	90	100.7	4.2
156891	SPOR 30 Z	90	100.7	4.2
76836	SPOR 31 E	90	105.1	6.3
77051	SPOR 30 Z	90	105.1	6.3
114995	SPOR 31 E	90	105.5	6.3
161777	SPOR 31 E	90	110.5	8.1
150296	SPOR 31 E	90.5	101.2	4.2
89235	SPOR 31 E	92	107.1	6.3
76837	SPOR 31 E	95	110.1	6.3
77052	SPOR 30 Z	95	110.1	6.3
149831	SPOR 31 E	95	115.5	8.1
323	SPOR 31 E	100	110.7	4.2
75308	SPOR 30 Z	100	111	4.2
76838	SPOR 31 E	100	115.1	6.3
77053	SPOR 30 Z	100	115.1	6.3
114996	SPOR 31 E	100	115.5	6.3
76839	SPOR 31 E	105	120.1	6.3
77054	SPOR 30 Z	105	120.1	6.3
158806	SPOR 31 E	105	125.5	8.1
134965	SPOR 31 E	106	121.1	6.3
80521	SPOR 31 E	107.5	122.6	6.3
90481	SPOR 31 E	108	123.1	6.3
115962	SPOR 30 Z	110	120.7	4.2
336	SPOR 31 E	110	120.7	4.2
76172	SPOR 31 E	110	125.1	6.3
77055	SPOR 30 Z	110	125.1	6.3
80520	SPOR 31 E	114.5	129.6	6.3
76840	SPOR 31 E	115	130.1	6.3
77056	SPOR 30 Z	115	130.1	6.3
172401	SPOR 31 E	115	135.5	8.1
83405	SPOR 30 Z	120	130.7	4.2
134321	SPOR 31 E	120	130.7	4.2
76841	SPOR 31 E	120	135.1	6.3
77057	SPOR 30 Z	120	135.1	6.3
75291	SPOR 31 E	125	140.1	6.3
77058	SPOR 30 Z	125	140.1	6.3
29549	SPOR 31 E	125	140.5	6.3
118877	SPOR 31 E	125	145.5	8.1
116211	SPOR 30 Z	130	140.7	4.2
76842	SPOR 31 E	130	145.1	6.3
77059	SPOR 30 Z	130	145.1	6.3
88183	SPOR 31 E	130	150.5	8.1
156884	SPOR 31 E	132	147.1	6.3
6732	SPOR 31 E	133.3	148.4	6.3
162195	SPOR 31 E	134.4	149.9	6.3
90748	SPOR 30 Z	135	145.7	4.2

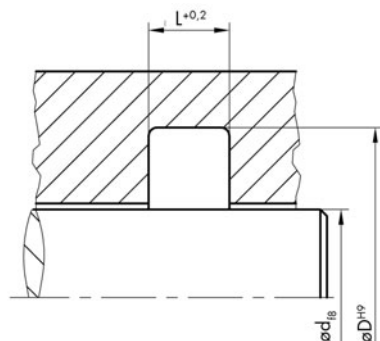
SPOR 31/SPOR 30

Sizes

Item No.	Code	d	D	L
341	SPOR 31 E	135	150.1	6.3
77060	SPOR 30 Z	135	150.1	6.3
122023	SPOR 31 E	137	152.1	6.3
149008	SPOR 30 Z	140	150.7	4.2
77061	SPOR 30 Z	140	155.1	6.3
351	SPOR 31 E	140	155.1	6.3
159496	SPOR 31 E	140	160.5	8.1
88181	SPOR 31 E	145	160.1	6.3
88184	SPOR 31 E	145	165.5	8.1
76843	SPOR 31 E	150	165.1	6.3
77062	SPOR 30 Z	150	165.1	6.3
88182	SPOR 31 E	150	170.5	8.1
82117	SPOR 31 E	152.4	167.5	6.3
83589	SPOR 31 E	155	170.1	6.3
76844	SPOR 31 E	160	175.1	6.3
77063	SPOR 30 Z	160	175.1	6.3
78716	SPOR 31 E	160	180.5	8.1
155849	SPOR 30 Z	160	180.5	8.1
172402	SPOR 31 E	160	185.5	8.1
45551	SPOR 30 Z	162	177.1	6.3
76845	SPOR 31 E	170	185.1	6.3
125486	SPOR 31 E	170	190.5	8.1
81489	SPOR 31 E	175	190.1	6.3
122028	SPOR 30 Z	178	193.1	6.3
122026	SPOR 31 E	178	193.1	6.3
93315	SPOR 30 Z	180	190.7	4.2
75300	SPOR 31 E	180	195.1	6.3
77065	SPOR 30 Z	180	195.1	6.3
9330	SPOR 31 E	180	200.5	8.1
115002	SPOR 31 E	180	201	8.1
76846	SPOR 31 E	190	205.1	6.3
77066	SPOR 30 Z	190	205.1	6.3
159727	SPOR 30 Z	190	210.5	8.1
159734	SPOR 31 E	190	210.5	8.1
88547	SPOR 31 E	198	213.1	6.3
123716	SPOR 30 Z	200	215.1	6.3
76847	SPOR 31 E	200	220.5	8.1
77067	SPOR 30 Z	200	220.5	8.1
81409	SPOR 31 E	209.5	230	8.1
90458	SPOR 30 Z	210	225.1	6.3
76848	SPOR 31 E	210	230.5	8.1
84298	SPOR 30 Z	220	235.1	6.3
76849	SPOR 31 E	220	240.5	8.1
77069	SPOR 30 Z	220	240.5	8.1
159725	SPOR 30 Z	225	240.1	6.3
90476	SPOR 31 E	225	245.5	8.1
90457	SPOR 30 Z	230	245.1	6.3
76850	SPOR 31 E	230	250.5	8.1
133174	SPOR 30 Z	230	254	8.1
150644	SPOR 30 Z	240	255.1	6.3
126553	SPOR 30 Z	240	255.5	6.3
82985	SPOR 31 E	240	255.5	6.3
76851	SPOR 31 E	240	260.5	8.1
77071	SPOR 30 Z	240	260.5	8.1
90059	SPOR 30 Z	250	265.1	6.3

SPOR 31/SPOR 30

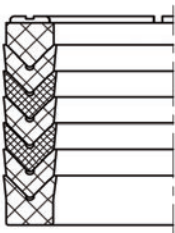
Sizes



Item No.	Code	d	D	L
76852	SPOR 31 E	250	270.5	8.1
115005	SPOR 31 E	250	271	8.1
117762	SPOR 31 E	255	275.5	8.1
172403	SPOR 31 E	260	280.5	8.1
76853	SPOR 31 E	260	284	8.1
117293	SPOR 30 Z	265	285.5	8.1
115943	SPOR 30 Z	265	289	8.1
76854	SPOR 31 E	270	294	8.1
77074	SPOR 30 Z	270	294	8.1
76855	SPOR 31 E	280	304	8.1
77075	SPOR 30 Z	280	304	8.1
151358	SPOR 31 E	285	309	8.1
82119	SPOR 31 E	290	305	6.3
76856	SPOR 31 E	290	314	8.1
127474	SPOR 30 Z	290	314.8	8.1
159375	SPOR 31 E	290	320	9.5
121800	SPOR 31 E	295	319	8.1
76857	SPOR 31 E	300	324	8.1
77077	SPOR 30 Z	300	324	8.1
90113	SPOR 30 Z	310	330.5	8.1
76858	SPOR 31 E	310	334	8.1
76859	SPOR 31 E	320	344	8.1
77079	SPOR 30 Z	320	344	8.1
76860	SPOR 31 E	330	354	8.1
77080	SPOR 30 Z	330	354	8.1
76861	SPOR 31 E	340	364	8.1
76862	SPOR 31 E	350	374	8.1
76863	SPOR 31 E	360	384	8.1
77083	SPOR 30 Z	360	384	8.1
115008	SPOR 31 E	360	384.5	8.1
89711	SPOR 31 E	370	390.5	8.1
76864	SPOR 31 E	370	394	8.1
76865	SPOR 31 E	380	404	8.1
76866	SPOR 31 E	390	414	8.1
77086	SPOR 30 Z	390	414	8.1
89712	SPOR 31 E	400	420.5	8.1
76867	SPOR 31 E	400	424	8.1
77087	SPOR 30 Z	400	424	8.1
159575	SPOR 31 E	400	427.3	9.5
76868	SPOR 31 E	410	434	8.1
76869	SPOR 31 E	420	444	8.1
76870	SPOR 31 E	430	454	8.1
77090	SPOR 30 Z	430	454	8.1
76871	SPOR 31 E	440	464	8.1
76872	SPOR 31 E	450	474	8.1
77092	SPOR 30 Z	450	474	8.1
81597	SPOR 31 E	455	479	8.1
76873	SPOR 31 E	460	484	8.1
77093	SPOR 30 Z	460	484	8.1
76874	SPOR 31 E	470	494	8.1
77094	SPOR 30 Z	470	494	8.1
76875	SPOR 31 E	480	504	8.1
77095	SPOR 30 Z	480	504	8.1
121653	SPOR 31 E	488	512	8.1
76876	SPOR 31 E	490	514	8.1

SPOR 31/SPOR 30

Item No.	Code	d	D	L
76877	SPOR 31 E	500	524	8.1
77097	SPOR 30 Z	500	524	8.1
77098	SPOR 30 Z	510	534	8.1
76879	SPOR 31 E	520	544	8.1
77100	SPOR 30 Z	530	554	8.1
76882	SPOR 31 E	550	574	8.1
77102	SPOR 30 Z	550	574	8.1
76883	SPOR 31 E	560	584	8.1
76884	SPOR 31 E	570	594	8.1
77104	SPOR 30 Z	570	594	8.1
76885	SPOR 31 E	580	604	8.1
76886	SPOR 31 E	590	614	8.1
173473	SPOR 31 E	600	624	8.1
76888	SPOR 31 E	610	634	8.1
76889	SPOR 31 E	620	644	8.1
76890	SPOR 31 E	630	654	8.1
76891	SPOR 31 E	640	664	8.1
77112	SPOR 30 Z	650	677.3	9.5
150609	SPOR 31 E	670	697.3	9.5
117144	SPOR 31 E	670	705	17.5
127582	SPOR 31 E	680	707.3	9.5
161019	SPOR 31 E	750	777.3	9.5
156565	SPOR 31 E	800	827.3	9.5



SDS 01 3/2

Description

Product group	Rod seal
Design	DS V-packing set
Profile no.	01
Specification	E suitable for one-sided pressure load
Model	3/2 combination of fabric and elastomer ring
Seal material	NBR fabric NBR F 90 3005/ NBR 90 3006
Support ring	NBR fabric
Pressure ring	NBR fabric

Operational application limits

Pressure (MPa):	≤ 40
Temperature (°C):	-30 to +100
Running speed (m/s):	≤ 0.5

Media

Hydraulic oils acc. to DIN 51524
Part 1 – 3, lubricating oils, mineral oil based lubricating greases, highly non-flammable hydraulic fluids HFA, HFB, HFC acc. to VDMA 24317

Function

The V-packing set SDS 01 3/2 is a sealing system with 3 fabric and 2 elastomer sealing rings. This combination guarantees minimal leakage. The V-packings are, due to their geometrical composition, always used in conjunction with the support ring and pressure ring. V-packing sets are used in extreme application areas.

Installation

V-packing sets are always installed in axially accessible installation housings. The rings are installed individually. The V-packing set must not be compressed, i.e. the L dimension and H dimension should always be the same.

Remarks

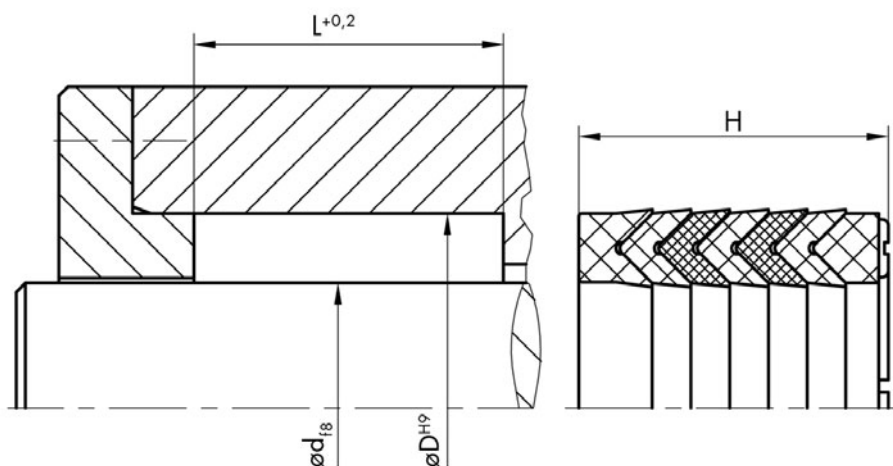
In practice the combination 3/2 has proven itself. Please note that the elastomer sealing rings must always be chambered between fabric sealing rings. **Other combinations can also be used depending on the installation width available. Please consult chapter SDS 01 (page 186) for the possibilities available in order to put together your individual sets.** For special applications, V-packings made from FKM are also available.

Order code

Please include our item numbers in your order. Should you require non-standard dimensions, materials or material combinations, please use the order code on page 12.

Any seal. Any time.

All the items in our standard programme (marked red) are standard stock items. For all other items, please check the availability at www.dichtomatik.de.



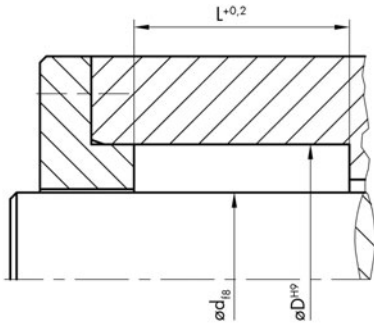
SDS 01 3/2

Sizes

Item No.	Code	d	D	H = L
171411	SDS 01 E 3/2	8	18	18.5
171412	SDS 01 E 3/2	10	20	18.5
70560	SDS 01 E 3/2	12	22	18.5
70561	SDS 01 E 3/2	14	24	18.5
70562	SDS 01 E 3/2	15	25	18.5
56666	SDS 01 E 3/2	16	26	18.5
70563	SDS 01 E 3/2	18	28	18.5
180	SDS 01 E 3/2	20	30	18.5
236	SDS 01 E 3/2	20	32	22.5
70566	SDS 01 E 3/2	22	32	18.5
77182	SDS 01 E 3/2	22	34	22.5
181	SDS 01 E 3/2	25	37	22.5
237	SDS 01 E 3/2	25	40	22.5
182	SDS 01 E 3/2	28	40	22.5
70568	SDS 01 E 3/2	28	43	22.5
183	SDS 01 E 3/2	30	42	22.5
238	SDS 01 E 3/2	30	45	22.5
184	SDS 01 E 3/2	32	44	22.5
59364	SDS 01 E 3/2	32	47	22.5
185	SDS 01 E 3/2	35	47	22.5
239	SDS 01 E 3/2	35	50	22.5
186	SDS 01 E 3/2	36	48	22.5
56017	SDS 01 E 3/2	36	51	22.5
187	SDS 01 E 3/2	40	52	22.5
240	SDS 01 E 3/2	40	55	22.5
188	SDS 01 E 3/2	42	54	22.5
77183	SDS 01 E 3/2	42	57	22.5
189	SDS 01 E 3/2	45	60	22.5
123096	SDS 01 E 3/2	45	65	22.5
190	SDS 01 E 3/2	50	65	22.5
242	SDS 01 E 3/2	50	70	30
191	SDS 01 E 3/2	55	70	22.5
243	SDS 01 E 3/2	55	75	30
192	SDS 01 E 3/2	56	71	22.5
70715	SDS 01 E 3/2	56	76	37
193	SDS 01 E 3/2	60	75	22.5
244	SDS 01 E 3/2	60	80	37
72097	SDS 01 E 3/2	63	78	22.5
70580	SDS 01 E 3/2	63	83	37
194	SDS 01 E 3/2	65	80	22.5
245	SDS 01 E 3/2	65	85	40
195	SDS 01 E 3/2	70	85	22.5
246	SDS 01 E 3/2	70	90	40
196	SDS 01 E 3/2	75	90	22.5
247	SDS 01 E 3/2	75	95	40
197	SDS 01 E 3/2	80	95	22.5
248	SDS 01 E 3/2	80	100	40
203	SDS 01 E 3/2	85	100	22.5
72575	SDS 01 E 3/2	85	105	40
198	SDS 01 E 3/2	90	105	22.5
249	SDS 01 E 3/2	90	110	40
199	SDS 01 E 3/2	100	115	30
250	SDS 01 E 3/2	100	120	40
171416	SDS 01 E 3/2	105	125	40
171417	SDS 01 E 3/2	105	130	40

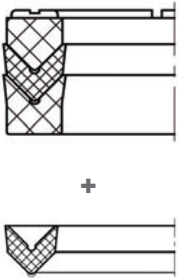
SDS 01 3/2

Sizes



Item No.	Code	d	D	H = L
200	SDS 01 E 3/2	110	125	30
251	SDS 01 E 3/2	110	130	40
70589	SDS 01 E 3/2	115	130	30
252	SDS 01 E 3/2	115	140	46
201	SDS 01 E 3/2	125	140	34
253	SDS 01 E 3/2	125	150	46
171420	SDS 01 E 3/2	135	160	40
202	SDS 01 E 3/2	140	155	34
254	SDS 01 E 3/2	140	165	46
204	SDS 01 E 3/2	150	170	40
255	SDS 01 E 3/2	150	180	60
205	SDS 01 E 3/2	160	180	40
256	SDS 01 E 3/2	160	190	60
206	SDS 01 E 3/2	180	200	40
77184	SDS 01 E 3/2	180	210	60
207	SDS 01 E 3/2	200	220	40
77185	SDS 01 E 3/2	200	230	60





SDS 01 1/0

Description

Product group	Rod seal
Design	DS V-packing set
Profile no.	01
Specification	E suitable for one-sided pressure load
Model	1/0 combination of fabric and elastomer ring
Seal material	NBR fabric NBR F 90 3005
Support ring	NBR fabric
Pressure ring	NBR fabric

Operational application limits

Pressure (MPa):	≤40
Temperature (°C):	-30 to +100
Running speed (m/s):	≤0.5

Media

Hydraulic oils acc. to DIN 51524 Part 1 – 3, lubricating oils, mineral oil based lubricating greases, highly non-flammable hydraulic fluids HFA, HFB, HFC acc. to VDMA 24317

Function

The SDS 01 1/0 V-packing set is a sealing system with one fabric sealing ring. This combination is rarely used as a rod seal but provides the basis for the combination of individual set lengths. The V-packings are, due to their geometrical composition, always used in conjunction with the support ring and pressure ring. V-packing sets are used in extreme application areas.

Installation

V-packing sets are always installed in axially accessible installation housings. The rings are installed individually. The V-packing set must not be compressed i.e. the L dimension and the H dimension should always be the same.

Remarks

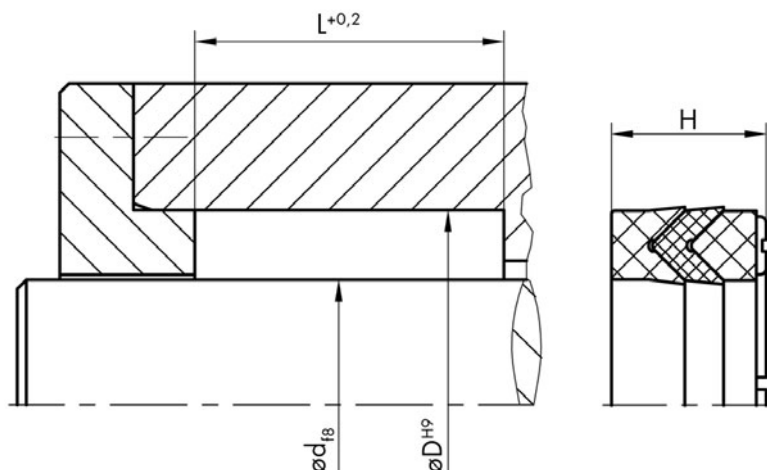
In the "Combination Table" on page 186, you will find the stacked heights of all reasonable combinations. Please note that elastomer V-packings must always be installed between two fabric V-packings, as an elastomer V-packing should never touch a support ring or a pressure ring. Depending on the installation length available, the SDS 01 1/0 V-packing set can be supplemented by any number of individual V-pack rings. You will find these items in chapter SDR 01 (page 182).

Order code

Please include our item numbers in your order. Should you require non-standard dimensions, materials or material combinations, please use the order code on page 12.

Any seal. Any time.

All the items in our standard programme (marked red) are standard stock items. For all other items, please check the availability at www.dichtomatik.de.



SDS 01 1/0

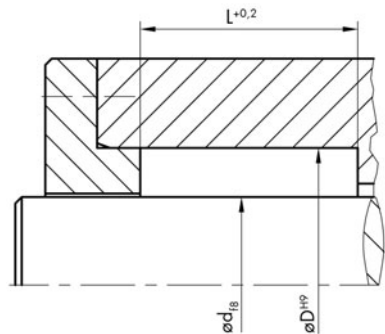
Item No.	Code	d	D	H = L
173526	SDS 01 E 1/0	8	18	9.1
173527	SDS 01 E 1/0	10	20	9.1
173528	SDS 01 E 1/0	12	22	9.1
173529	SDS 01 E 1/0	14	24	9.5
173530	SDS 01 E 1/0	15	25	9.1
173531	SDS 01 E 1/0	16	26	9.1
173532	SDS 01 E 1/0	18	28	9.3
173533	SDS 01 E 1/0	20	30	9.5
173534	SDS 01 E 1/0	20	32	11.7
173535	SDS 01 E 1/0	22	32	9.5
173536	SDS 01 E 1/0	22	34	11.7
173537	SDS 01 E 1/0	25	37	11.7
173538	SDS 01 E 1/0	25	40	11.7
173539	SDS 01 E 1/0	28	40	11.7
173540	SDS 01 E 1/0	28	43	11.7
173541	SDS 01 E 1/0	30	42	11.7
173542	SDS 01 E 1/0	30	45	11.7
173543	SDS 01 E 1/0	32	44	11.7
173544	SDS 01 E 1/0	32	47	11.7
173545	SDS 01 E 1/0	35	47	11.7
173546	SDS 01 E 1/0	35	50	11.7
173547	SDS 01 E 1/0	36	48	11.7
173548	SDS 01 E 1/0	36	51	11.7
173549	SDS 01 E 1/0	40	52	11.7
173550	SDS 01 E 1/0	40	55	11.3
173551	SDS 01 E 1/0	42	54	11.7
173552	SDS 01 E 1/0	42	57	11.7
173553	SDS 01 E 1/0	45	60	11.7
173554	SDS 01 E 1/0	45	65	11.7
173555	SDS 01 E 1/0	50	65	11.9
173556	SDS 01 E 1/0	50	70	15
173557	SDS 01 E 1/0	55	70	11.7
173558	SDS 01 E 1/0	55	75	15
173559	SDS 01 E 1/0	56	71	11.7
173560	SDS 01 E 1/0	56	76	18.4
173561	SDS 01 E 1/0	60	75	11.7
173562	SDS 01 E 1/0	60	80	18.4
173563	SDS 01 E 1/0	63	78	11.7
173564	SDS 01 E 1/0	63	83	18.4
173565	SDS 01 E 1/0	65	80	11.7
173566	SDS 01 E 1/0	65	85	19.4
173567	SDS 01 E 1/0	70	85	11.7
173568	SDS 01 E 1/0	70	90	18.8
173569	SDS 01 E 1/0	75	90	12.3
173570	SDS 01 E 1/0	75	95	19.6
173571	SDS 01 E 1/0	80	95	11.7
173572	SDS 01 E 1/0	80	100	20
173573	SDS 01 E 1/0	85	100	11.7
173574	SDS 01 E 1/0	85	105	20
173575	SDS 01 E 1/0	90	105	11.9
173576	SDS 01 E 1/0	90	110	20.3
173577	SDS 01 E 1/0	100	115	15
173578	SDS 01 E 1/0	100	120	18.8
173579	SDS 01 E 1/0	110	125	15.4
173580	SDS 01 E 1/0	110	130	18.4

Sizes

SDS 01 1/0

Item No. Code d D H = L

Sizes



173581	SDS 01 E 1/0	115	130	15.4
173582	SDS 01 E 1/0	115	140	23.5
173583	SDS 01 E 1/0	125	140	16.4
173584	SDS 01 E 1/0	125	150	23.6
173585	SDS 01 E 1/0	140	155	17.6
173586	SDS 01 E 1/0	140	165	23
173587	SDS 01 E 1/0	150	170	19.6
173588	SDS 01 E 1/0	150	180	29.4
173589	SDS 01 E 1/0	160	180	19.4
173590	SDS 01 E 1/0	160	190	28.5
173591	SDS 01 E 1/0	180	200	19.4
173592	SDS 01 E 1/0	180	210	28.5
173593	SDS 01 E 1/0	200	220	19.6
173594	SDS 01 E 1/0	200	230	28.5





SDR 01

Description

Product group	Rod seal
Design	DR V-pack ring
Profile no.	01
Specification	E suitable for one-sided pressure load
Seal material	NBR 90 3006/ NBR fabric NBR F 90 3005

Operational application limits

Pressure (MPa): You will find pressure details in chapter SDS 01 1/0
Temperature (°C): -30 to +100
Running speed (m/s): ≤ 0.5

Media

Hydraulic oils acc. to DIN 51524
Part 1 – 3, lubricating oils, mineral oil based lubricating greases, highly non-flammable hydraulic fluids HFA, HFB, HFC acc. to VDMA 24317

Function

Single V-packings are supplied individually so they may be used in the desired combination required for the V-packing set.

Installation

V-packing sets are always installed in axially accessible installation housings. The rings are installed individually. The V-packing set must not be compressed, i.e. the L dimension and the H dimension must always be the same.

Remarks

The replacement of single damaged or worn V-pack rings is generally not recommended as the service life of the repaired cylinder will be compromised. Complete sets should always be replaced for optimal service life. With the aid of single V-packings, you have the possibility of putting together your own individual set. In the "Combination Table" on page 186, you will find the stacked heights of all reasonable combinations. Please note that elastomer V-packings must always be installed between two fabric V-packings, as an elastomer V-packing should never touch a support ring or a pressure ring. Depending on the installation width available, the SDS 01 1/0 (page 178) V-packing set can be supplemented by any number of individual V-pack rings (SDR 01).

Order code

Please include our item numbers in your order. Should you require non-standard dimensions, materials or material combinations, please use the order code on page 12.

Any seal. Any time.

All the items in our standard programme (marked red) are standard stock items. For all other items, please check the availability at www.dichtomatik.de.

SDR 01

Item No.	Code	d	D	Mat.
173789	SDR 01 E	8	18	NBR
173858	SDR 01 E	8	18	NBR F
173790	SDR 01 E	10	20	NBR
173859	SDR 01 E	10	20	NBR F
173791	SDR 01 E	12	22	NBR
173860	SDR 01 E	12	22	NBR F
173792	SDR 01 E	14	24	NBR
173861	SDR 01 E	14	24	NBR F
173793	SDR 01 E	15	25	NBR
173862	SDR 01 E	15	25	NBR F
173794	SDR 01 E	16	26	NBR
173863	SDR 01 E	16	26	NBR F
173795	SDR 01 E	18	28	NBR
173864	SDR 01 E	18	28	NBR F
173796	SDR 01 E	20	30	NBR
173865	SDR 01 E	20	30	NBR F
173797	SDR 01 E	20	32	NBR
173866	SDR 01 E	20	32	NBR F
173798	SDR 01 E	22	32	NBR
173867	SDR 01 E	22	32	NBR F
173799	SDR 01 E	22	34	NBR
173868	SDR 01 E	22	34	NBR F
173800	SDR 01 E	25	37	NBR
173869	SDR 01 E	25	37	NBR F
173801	SDR 01 E	25	40	NBR
173870	SDR 01 E	25	40	NBR F
173802	SDR 01 E	28	40	NBR
173871	SDR 01 E	28	40	NBR F
173803	SDR 01 E	28	43	NBR
173872	SDR 01 E	28	43	NBR F
173804	SDR 01 E	30	42	NBR
173873	SDR 01 E	30	42	NBR F
173805	SDR 01 E	30	45	NBR
173874	SDR 01 E	30	45	NBR F
173806	SDR 01 E	32	44	NBR
173875	SDR 01 E	32	44	NBR F
173807	SDR 01 E	32	47	NBR
173876	SDR 01 E	32	47	NBR F
173808	SDR 01 E	35	47	NBR
173877	SDR 01 E	35	47	NBR F
173809	SDR 01 E	35	50	NBR
173878	SDR 01 E	35	50	NBR F
173810	SDR 01 E	36	48	NBR
173879	SDR 01 E	36	48	NBR F
173811	SDR 01 E	36	51	NBR
173880	SDR 01 E	36	51	NBR F
173812	SDR 01 E	40	52	NBR
173881	SDR 01 E	40	52	NBR F
173813	SDR 01 E	40	55	NBR
173882	SDR 01 E	40	55	NBR F
173814	SDR 01 E	42	54	NBR
173883	SDR 01 E	42	54	NBR F
173815	SDR 01 E	42	57	NBR
173884	SDR 01 E	42	57	NBR F
173816	SDR 01 E	45	60	NBR

SDR 01**Sizes**

Item No.	Code	d	D	Mat.
173885	SDR 01 E	45	60	NBR F
173817	SDR 01 E	45	65	NBR
173886	SDR 01 E	45	65	NBR F
173818	SDR 01 E	50	65	NBR
173887	SDR 01 E	50	65	NBR F
173819	SDR 01 E	50	70	NBR
173888	SDR 01 E	50	70	NBR F
173820	SDR 01 E	55	70	NBR
173889	SDR 01 E	55	70	NBR F
173821	SDR 01 E	55	75	NBR
173890	SDR 01 E	55	75	NBR F
173822	SDR 01 E	56	71	NBR
173891	SDR 01 E	56	71	NBR F
173823	SDR 01 E	56	76	NBR
173892	SDR 01 E	56	76	NBR F
173824	SDR 01 E	60	75	NBR
173893	SDR 01 E	60	75	NBR F
173825	SDR 01 E	60	80	NBR
173894	SDR 01 E	60	80	NBR F
173826	SDR 01 E	63	78	NBR
173895	SDR 01 E	63	78	NBR F
173827	SDR 01 E	63	83	NBR
173896	SDR 01 E	63	83	NBR F
173828	SDR 01 E	65	80	NBR
173897	SDR 01 E	65	80	NBR F
173829	SDR 01 E	65	85	NBR
173898	SDR 01 E	65	85	NBR F
173830	SDR 01 E	70	85	NBR
173899	SDR 01 E	70	85	NBR F
173831	SDR 01 E	70	90	NBR
173900	SDR 01 E	70	90	NBR F
173832	SDR 01 E	75	90	NBR
173901	SDR 01 E	75	90	NBR F
173833	SDR 01 E	75	95	NBR
173902	SDR 01 E	75	95	NBR F
173834	SDR 01 E	80	95	NBR
173903	SDR 01 E	80	95	NBR F
173835	SDR 01 E	80	100	NBR
173904	SDR 01 E	80	100	NBR F
173836	SDR 01 E	85	100	NBR
173905	SDR 01 E	85	100	NBR F
173837	SDR 01 E	85	105	NBR
173906	SDR 01 E	85	105	NBR F
173838	SDR 01 E	90	105	NBR
173907	SDR 01 E	90	105	NBR F
173839	SDR 01 E	90	110	NBR
173908	SDR 01 E	90	110	NBR F
173840	SDR 01 E	100	115	NBR
173909	SDR 01 E	100	115	NBR F
173841	SDR 01 E	100	120	NBR
173910	SDR 01 E	100	120	NBR F
173842	SDR 01 E	110	125	NBR
173911	SDR 01 E	110	125	NBR F
173843	SDR 01 E	110	130	NBR
173912	SDR 01 E	110	130	NBR F

SDR 01

Item No.	Code	d	D	Mat.
173844	SDR 01 E	115	130	NBR
173913	SDR 01 E	115	130	NBR F
173845	SDR 01 E	115	140	NBR
173914	SDR 01 E	115	140	NBR F
173846	SDR 01 E	125	140	NBR
173915	SDR 01 E	125	140	NBR F
173847	SDR 01 E	125	150	NBR
173916	SDR 01 E	125	150	NBR F
173848	SDR 01 E	140	155	NBR
173917	SDR 01 E	140	155	NBR F
173849	SDR 01 E	140	165	NBR
173918	SDR 01 E	140	165	NBR F
173850	SDR 01 E	150	170	NBR
173919	SDR 01 E	150	170	NBR F
173851	SDR 01 E	150	180	NBR
173920	SDR 01 E	150	180	NBR F
173852	SDR 01 E	160	180	NBR
173921	SDR 01 E	160	180	NBR F
173853	SDR 01 E	160	190	NBR
173922	SDR 01 E	160	190	NBR F
173854	SDR 01 E	180	200	NBR
173923	SDR 01 E	180	200	NBR F
173855	SDR 01 E	180	210	NBR
173924	SDR 01 E	180	210	NBR F
173856	SDR 01 E	200	220	NBR
173925	SDR 01 E	200	220	NBR F
173857	SDR 01 E	200	230	NBR
173926	SDR 01 E	200	230	NBR F

Sizes

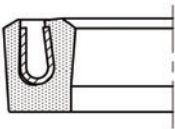
**Combination table for
V-packing sets**

With the V-packing set SDS 01 1/0 further single V-packings can be added to reach the prescribed installation height L. In the tables to the right, you will find the installation heights for the most common combinations:

d	D	Installation housing height (L) for V-packing set combinations:							
		1/0	2/0	3/0	4/0	5/0	2/1	3/2	
8	18	9.1	11.6	14.1	16.6	19.1	13.8	18.5	
10	20	9.1	11.6	14.1	16.6	19.1	13.8	18.5	
12	22	9.1	11.6	14.1	16.6	19.1	13.8	18.5	
14	24	9.5	11.8	14.1	16.4	18.7	14	18.5	
15	25	9.1	11.6	14.1	16.6	19.1	13.8	18.5	
16	26	9.1	11.6	14.1	16.6	19.1	13.8	18.5	
18	28	9.3	11.8	14.3	16.8	19.3	13.9	18.5	
20	30	9.5	11.8	14.1	16.4	18.7	14	18.5	
20	32	11.7	14.6	17.5	20.4	23.3	17.1	22.5	
22	32	9.5	11.8	14.1	16.4	18.7	14	18.5	
22	34	11.7	14.6	17.5	20.4	23.3	17.1	22.5	
25	37	11.7	14.6	17.5	20.4	23.3	17.1	22.5	
25	40	11.7	14.6	17.5	20.4	23.3	17.1	22.5	
28	40	11.7	14.6	17.5	20.4	23.3	17.1	22.5	
28	43	11.7	14.6	17.5	20.4	23.3	17.1	22.5	
30	42	11.7	14.6	17.5	20.4	23.3	17.1	22.5	
30	45	11.7	14.6	17.5	20.4	23.3	17.1	22.5	
32	44	11.7	14.6	17.5	20.4	23.3	17.1	22.5	
32	47	11.7	14.6	17.5	20.4	23.3	17.1	22.5	
35	47	11.7	14.6	17.5	20.4	23.3	17.1	22.5	
35	50	11.7	14.6	17.5	20.4	23.3	17.1	22.5	
36	48	11.7	14.6	17.5	20.4	23.3	17.1	22.5	
36	51	11.7	14.6	17.5	20.4	23.3	17.1	22.5	
40	52	11.7	14.6	17.5	20.4	23.3	17.1	22.5	
40	55	11.3	14.2	17.1	20	22.9	16.9	22.5	
42	54	11.7	14.6	17.5	20.4	23.3	17.1	22.5	
42	57	11.7	14.6	17.5	20.4	23.3	17.1	22.5	
45	60	11.7	14.6	17.5	20.4	23.3	17.1	22.5	
45	65	11.7	14.6	17.5	20.4	23.3	17.1	22.5	
50	65	11.9	14.7	17.5	20.3	23.1	17.2	22.5	
50	70	15	19	23	27	31	22.5	30	
55	70	11.7	14.6	17.5	20.4	23.3	17.1	22.5	
55	75	15	19	23	27	31	22.5	30	
56	71	11.7	14.6	17.5	20.4	23.3	17.1	22.5	
56	76	18.4	23.2	28	32.8	37.6	27.7	37	
60	75	11.7	14.6	17.5	20.4	23.3	17.1	22.5	
60	80	18.4	23.2	28	32.8	37.6	27.7	37	
63	78	11.7	14.6	17.5	20.4	23.3	17.1	22.5	
63	83	18.4	23.2	28	32.8	37.6	27.7	37	
65	80	11.7	14.6	17.5	20.4	23.3	17.1	22.5	
65	85	19.4	24.6	29.8	35	40.2	29.7	40	
70	85	11.7	14.6	17.5	20.4	23.3	17.1	22.5	
70	90	18.8	24.3	29.8	35.3	40.8	29.4	40	
75	90	12.3	14.9	17.5	20.1	22.7	17.4	22.5	
75	95	19.6	25	30.4	35.8	41.2	29.8	40	
80	95	11.7	14.6	17.5	20.4	23.3	17.1	22.5	
80	100	20	25.3	30.6	35.9	41.2	30	40	
85	100	11.7	14.6	17.5	20.4	23.3	17.1	22.5	
85	105	20	25	30	35	40	30	40	
90	105	11.9	14.7	17.5	20.3	23.1	17.2	22.5	
90	110	20.3	25.5	30.7	35.9	41.1	30.15	40	
100	115	15	18.8	22.6	26.4	30.2	22.5	30	
100	120	18.8	24.3	29.8	35.3	40.8	29.4	40	
110	125	15.4	19.5	23.6	27.7	31.8	22.7	30	
110	130	18.4	23.9	29.4	34.9	40.4	29.2	40	

**Combination table for
V-packing sets**

	d	D	Installation housing height (L) for V-packing set combinations:						
			1/0	2/0	3/0	4/0	5/0	2/1	3/2
With the V-packing set SDS 01 1/0	115	130	15.4	19.2	23	26.8	30.6	22.7	30
further single V-packings can be added	115	140	23.5	29.4	35.3	41.2	47.1	34.75	46
to reach the prescribed installation	125	140	16.4	20.8	25.2	29.6	34	25.2	34
height L. In the tables to the right, you	125	150	23.6	29.6	35.6	41.6	47.6	34.8	46
will find the installation heights for the	140	155	17.6	21.8	26	30.2	34.4	25.8	34
most common combinations:	140	165	23	29	35	41	47	34.5	46
	150	170	19.6	24.8	30	35.2	40.4	29.8	40
	150	180	29.4	37.9	46.4	54.9	63.4	44.7	60
	160	180	19.4	24.7	30	35.3	40.6	29.7	40
	160	190	28.5	36.5	44.5	52.5	60.5	44.25	60
	180	200	19.4	24.7	30	35.3	40.6	29.7	40
	180	210	28.5	36.5	44.5	52.5	60.5	44.25	60
	200	220	19.6	24.8	30	35.2	40.4	29.8	40
	200	230	28.5	36.5	44.5	52.5	60.5	44.25	60



SNI 43

Description

Product group	Rod seal
Design	NI asymmetrical u-ring with inner main sealing lip
Profile no.	43
Specification	E suitable for one-sided pressure load
Seal material	PTFE 00 9808
Spring material	Stainless steel 1.4310 (DIN EN 10088-1)

Operational application limits

Pressure (MPa):	≤35
Temperature (°C):	-150 to +250
Running speed (m/s):	≤15

Media

Hydraulic oils of all types, hot air, water steam, PTFE is resistant to most chemicals

Function

The u-ring SNI 43 is a single-acting PTFE seal in the form of an inner sealing u-ring. The steel V-spring activates the sealing lip permanently so that even in a non-pressurized state, good sealing performance is guaranteed.

Installation

We generally recommend axially accessible installation housings. For a limited size range, semi-open installation housings are also possible (see Installation on page 5).

Remarks

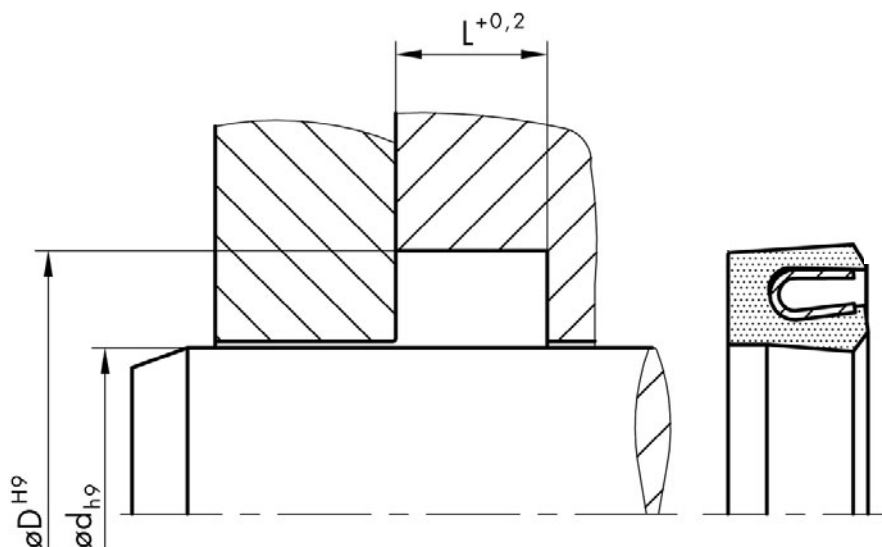
Due to the asymmetrical sealing lips, the sealing force is optimised and the friction behaviour improved. As a result, the service life is substantially lengthened. The standard for this seal is provided in the adjoining material combination. For non-standard applications, further PTFE compounds and V springs made of Elgiloy® are available (see Materials selection list on page 16).

Order code

Please include our item numbers in your order. Should you require non-standard dimensions, materials or material combinations, please use the order code on page 12.

Any seal. Any time.

All the items in our standard programme (marked red) are standard stock items. For all other items, please check the availability at www.dichtomatik.de.

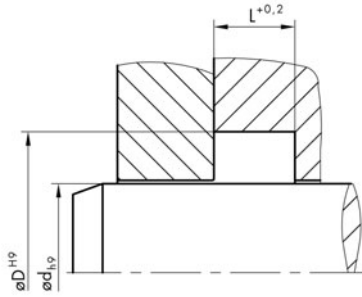


SNI 43**Sizes**

Item No.	Code	d	D	L
110468	SNI 43 E	3	5.9	2.4
117510	SNI 43 E	3.3	6.2	2.4
116659	SNI 43 E	3.5	7.5	2.2
132892	SNI 43 E	3.5	7.8	2.7
149469	SNI 43 E	3.54	7.74	2.66
110469	SNI 43 E	4	6.9	2.4
125393	SNI 43 E	4.76	9.52	3.17
110470	SNI 43 E	5	7.9	2.4
149109	SNI 43 E	5	10	3.6
110471	SNI 43 E	6	8.9	2.4
84379	SNI 43 E	6.35	11.11	3.17
110472	SNI 43 E	8	10.9	2.4
160147	SNI 43 E	8	12.5	3.6
110473	SNI 43 E	10	14.5	3.6
110474	SNI 43 E	12	16.5	3.6
157834	SNI 43 E	12.5	16.8	4
126980	SNI 43 E	12.7	19.05	4.76
110475	SNI 43 E	14	18.5	3.6
25508	SNI 43 E	15	19.5	3.6
149407	SNI 43 E	15.87	23.81	5.03
110476	SNI 43 E	16	20.5	3.6
118781	SNI 43 E	16	22.2	4.8
174445	SNI 43 E	18	22.5	3.6
161066	SNI 43 E	20	24.5	3.6
46340	SNI 43 E	20	26.2	4.8
116625	SNI 43 E	20	30	5
115220	SNI 43 E	22	28	4.7
90763	SNI 43 E	22	28.2	4.8
144241	SNI 43 E	22	32	8
129803	SNI 43 E	23.8	30.6	3.6
115115	SNI 43 E	25	31.2	4.8
46018	SNI 43 E	25	31.2	5.7
117136	SNI 43 E	28	34	5.7
110481	SNI 43 E	28	34.2	4.8
118338	SNI 43 E	28	34.2	5.7
110482	SNI 43 E	30	36.2	4.8
110483	SNI 43 E	32	38.2	4.8
86283	SNI 43 E	34	40.2	5.7
110484	SNI 43 E	35	41.2	4.8
128140	SNI 43 E	35	41.2	5.7
110485	SNI 43 E	36	42.2	4.8
157724	SNI 43 E	38.1	50.8	7.35
127330	SNI 43 E	40	46.2	4.8
110486	SNI 43 E	40	49.4	7.1
110487	SNI 43 E	42	51.4	7.1
157192	SNI 43 E	43	51	4.8
156448	SNI 43 E	45	51	4.8
110488	SNI 43 E	45	54.4	7.1
110489	SNI 43 E	48	57.4	7.1
134817	SNI 43 E	50	56.2	4.8
110490	SNI 43 E	50	59.4	7.1
110491	SNI 43 E	52	61.4	7.1
110530	SNI 43 E	53	62.4	7.1
110492	SNI 43 E	55	64.4	7.1
110494	SNI 43 E	56	65.4	7.1

SNI 43

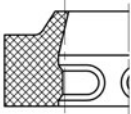
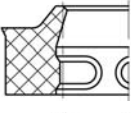


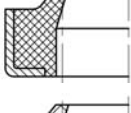
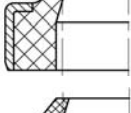
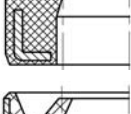
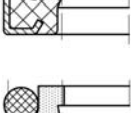
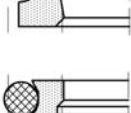
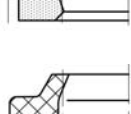
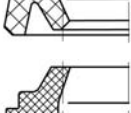
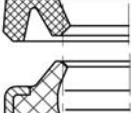

Sizes



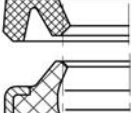
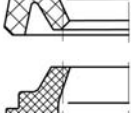
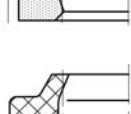
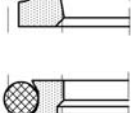
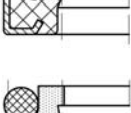
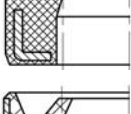
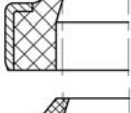
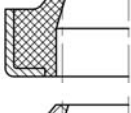
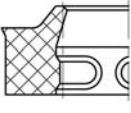
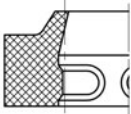
Item No.	Code	d	D	L
149381	SNI 43 E	60	66.2	4.8
110495	SNI 43 E	60	69.4	7.1
110496	SNI 43 E	63	72.4	7.1
110497	SNI 43 E	65	74.4	7.1
123165	SNI 43 E	70	76.2	4.8
110498	SNI 43 E	70	79.4	7.1
125765	SNI 43 E	70	80	6.5
110499	SNI 43 E	75	84.4	7.1
110500	SNI 43 E	80	89.4	7.1
110501	SNI 43 E	85	94.4	7.1
110502	SNI 43 E	90	99.4	7.1
110503	SNI 43 E	95	104.4	7.1
110504	SNI 43 E	100	109.4	7.1
28508	SNI 43 E	100	110.2	7.5
110533	SNI 43 E	103	112.4	7.1
110505	SNI 43 E	105	114.4	7.1
110506	SNI 43 E	110	119.4	7.1
110507	SNI 43 E	115	124.4	7.1
150360	SNI 43 E	120	126.2	4.8
110508	SNI 43 E	120	132.2	9.5
128100	SNI 43 E	125	131.2	4.8
110509	SNI 43 E	125	137.2	9.5
149810	SNI 43 E	126.2	132.4	4.8
29781	SNI 43 E	130	142.2	9.5
110510	SNI 43 E	135	147.2	9.5
110511	SNI 43 E	140	152.2	9.5
126246	SNI 43 E	145	165	13
152693	SNI 43 E	148	160.2	9.5
110512	SNI 43 E	150	162.2	9.5
110540	SNI 43 E	155	167.2	9.5
110513	SNI 43 E	160	172.2	9.5
110534	SNI 43 E	165	177.2	9.5
110514	SNI 43 E	170	182.2	9.5
110515	SNI 43 E	180	192.2	9.5
110516	SNI 43 E	190	202.2	9.5
110535	SNI 43 E	195	207.2	9.5
110517	SNI 43 E	200	212.2	9.5
110518	SNI 43 E	210	222.2	9.5
110522	SNI 43 E	250	262.2	9.5
90338	SNI 43 E	320	332.2	9.5
46021	SNI 43 E	360	375	9

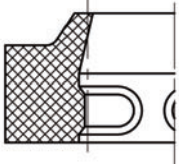


Overview

Description	Product group	Design	Profile no.	Speci- fication	Model	Mat.	Hard. Sh-A	Com- pound	max. speed m/s	max. pressure MPa(bar)	Temp.- range °C	Page
	AE 40	A	E	40		NBR	90	3006	4		-40/+100	194
	AE 42	A	E	42		TPU	90	3001	2		-40/+100	198
	AE 41	A	E	41		NBR	90	3006	4		-40/+100	202
	AE 47	A	E	47		TPU	90	3001	2		-40/+100	206
	AM 43	A	M	43		NBR	90	3402	1		-40/+100	208
	AM 44	A	M	44		TPU	95	3401	2		-40/+100	214
	AM 45	A	M	45		NBR	90	3402	1		-40/+100	218
	AM 54	A	M	54		TPU	95	3401	1		-40/+100	222
	AD 60	A	D	60		PTFE	00	9807	15		-30/+100	226
	AD 61	A	D	61		PTFE	00	9807	15		-30/+100	230
	AD 48	A	D	48		TPU	95	3401	1		-40/+100	234
	AD 51	A	D	51		NBR	90	3006	1		-40/+100	236
	ADM 55	A	DM	55		TPU	95	3401	1		-40/+100	240

Wipers





AE 40

Description

Product group	Wiper
Design	E single-acting
Profile no.	40
Material	NBR 90 3006

Operational application limits

Temperature (°C): -40 to +100

Running speed (m/s): ≤ 4

Media

Hydraulic oils acc. to DIN 51524 Part 1 - 3, lubricating oils, mineral oil based lubricating greases, highly non-flammable hydraulic fluids HFA, HFB, HFC acc. to VDMA 24317

Function

The AE 40 is a single-acting wiper. Because it is pressed against the rod, dirt is wiped from the surface by the action of the rod as it retracts.

Installation

The wiper is installed in a semi-closed axial groove.

Remarks

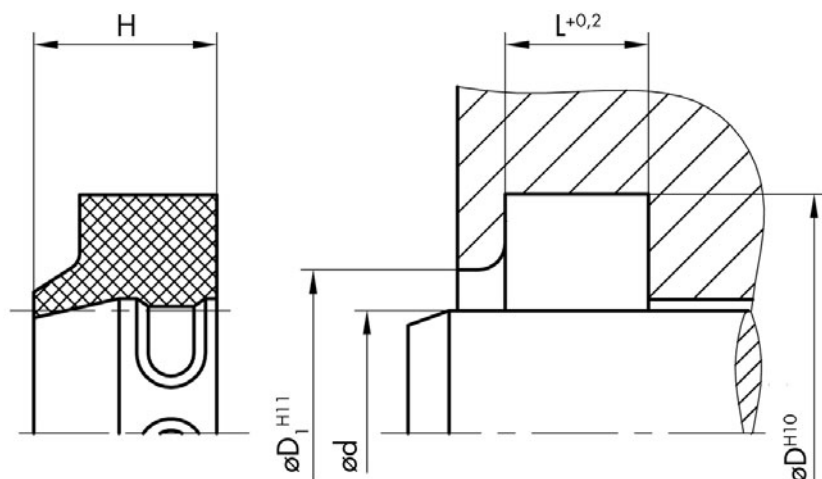
Wipers made of NBR are used in hydraulics and pneumatics. They are particularly suitable for rods with high stroke speeds. The AE 40 standard dimensions has pads on the inner diameter which support the correct functional fit.

Order code

Please include our item numbers in your order. Should you require non-standard dimensions, materials or material combinations, please use the order code on page 12.

Any seal. Any time.

All the items in our standard programme (marked red) are standard stock items. For all other items, please check the availability at www.dichtomatik.de.



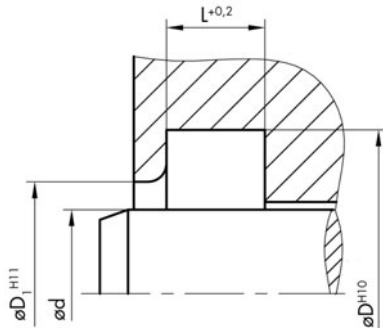
AE 40

Sizes

Item No.	Code	d	Dn	D	D ₁	H	L
65398	AE 40	12	18	18.6	14	5.5	3.8
65374	AE 40	15	21	21.6	18	5.5	3.8
65375	AE 40	16	22	22.6	19	5.5	3.7
65377	AE 40	18	24	24.6	21	5.5	3.8
117818	AE 40	18	30	30.6	21	7	5.3
65378	AE 40	19	28	28.4	23	7	5.3
20980	AE 40	20	28	28.6	23	7	5.3
20981	AE 40	22	30	30.6	25	7	5.3
65379	AE 40	24	32	32.6	27	7	5.3
20982	AE 40	25	33	33.6	28	7	5.3
65380	AE 40	27	35	35.6	30	7	5.3
16617	AE 40	28	36	36.6	31	7	5.3
20983	AE 40	30	38	38.6	33	7	5.3
20984	AE 40	32	40	40.6	35	7	5.3
83773	AE 40	33	42	42.6	36	7	5.3
16623	AE 40	35	43	43.6	38	7	5.3
117819	AE 40	35	47	47.6	38	7	5.3
118933	AE 40	35	47	47.2	38	7	4.3
20985	AE 40	36	44	44.6	39	7	5.3
173601	AE 40	38	46	46.6	41	7	5.3
16624	AE 40	40	48	48.6	43	7	5.3
46774	AE 40	40	52	52.2	46	8	6.3
20986	AE 40	42	50	50.6	45	7	5.3
26293	AE 40	45	53	53.6	48	7	5.3
20987	AE 40	45	55	55.6	48	7	5.3
173604	AE 40	46	54	54.6	49	7	5.3
65383	AE 40	48	56	56.6	51	7	5.3
24671	AE 40	50	58	58.6	53	7	5.3
20960	AE 40	50	60	60.6	53	7	5.3
65384	AE 40	53	61	61.6	56	7	5.3
16620	AE 40	55	63	63.6	58	7	5.3
20961	AE 40	55	65	65.6	58	7	5.3
20962	AE 40	56	66	66.6	59	7	5.3
118174	AE 40	58	68	68.6	61	7	5.3
16622	AE 40	60	68	68.6	63	7	5.3
20963	AE 40	60	70	70.6	63	7	5.3
65385	AE 40	63	71	71.6	66	7	5.3
20964	AE 40	63	73	73.6	66	7	5.3
173607	AE 40	63	75	75.2	69	9	6.3
64737	AE 40	65	73	73.6	68	7	5.3
20965	AE 40	65	75	75.6	68	7	5.3
22344	AE 40	70	78	78.6	73	7	5.3
20966	AE 40	70	80	80.6	73	7	5.3
173602	AE 40	70	82	82.2	76	12	7.2
22345	AE 40	75	83	83.2	78	7	5.3
118169	AE 40	75	85	85.6	78	7	5.3
20967	AE 40	75	87	87.2	81	12	7.2
16619	AE 40	80	88	88.6	83	7	5.3
20968	AE 40	80	92	92.2	86	12	7.2
173609	AE 40	84	91.7	92.3	87	7	5.3
65388	AE 40	85	93	93.6	88	7	5.3
20969	AE 40	85	97	97.2	91	12	7.2
173605	AE 40	88	100	100.2	94	12	7.2
46778	AE 40	90	100	100.6	93	12	7.2
20970	AE 40	90	102	102.2	96	12	7.2

AE 40

Sizes



Item No.	Code	d	Dn	D	D ₁	H	L
5375	AE 40	95	103	103.6	98	7	5.3
22346	AE 40	95	107	107.2	101	12	7.2
2238	AE 40	100	108	108.6	103	7	5.3
20971	AE 40	100	112	112.2	106	12	7.2
173597	AE 40	103	115	115.2	109	12	7.2
5376	AE 40	105	113	113.6	108	7	5.3
24778	AE 40	105	117	117.2	111	12	7.2
5379	AE 40	110	118	118.6	113	7	5.3
20972	AE 40	110	122	122.2	116	12	7.2
5382	AE 40	115	123	123.2	118	7	5.3
5383	AE 40	115	125	125.6	118	7	5.3
20973	AE 40	115	127	127.2	121	12	7.2
173599	AE 40	120	128	128.6	123	7	5.3
16618	AE 40	120	132	132.2	126	12	7.2
5386	AE 40	125	133	133.6	128	7	5.3
173603	AE 40	125	137	137.2	131	12	7.2
20974	AE 40	125	140	140	132.5	16	10.2
64811	AE 40	130	142	142.6	136	12	7.2
1696	AE 40	135	147	147	141	12	7.2
173598	AE 40	135	149	149.2	141	12	7.2
64812	AE 40	140	152	152.2	146	12	7.1
20975	AE 40	140	155	155.6	147.5	16	10.2
20976	AE 40	150	165	165.6	157.5	16	10.2
5409	AE 40	155	167	167.2	161	12	7.2
20977	AE 40	160	175	175.6	167.5	16	10.2
5486	AE 40	170	182	182.2	176	12	7.2
74690	AE 40	170	185	185	177.5	16	10.2
20978	AE 40	180	200	200	190	18	10.2
122094	AE 40	185	197	197	191	12	7.2
20979	AE 40	200	220	220	210	18	10.2
5553	AE 40	210	225	225	217.6	16	10.2
42638	AE 40	220	240	240	230	18	10.2
173606	AE 40	240	248	248	238	7	5.3
5685	AE 40	240	260	260	250	18	10.2
5688	AE 40	250	270	270	260	18	10.2
115573	AE 40	260	280	280	270	18	10.2
173600	AE 40	280	300	300	290	18	10.2
73199	AE 40	300	320	320	310	18	10.2
173608	AE 40	360	380	380	370	16	10.2





AE 42

Description

Product group	Wiper
Design	E single-acting
Profile no.	42
Material	TPU 90 3001

Operational application limits

Temperature (°C): -40 to +100
Running speed (m/s): ≤2

Media

Hydraulic oils acc. to DIN 51524 Part 1 - 3, lubricating oils, mineral oil based lubricating greases, highly non-flammable hydraulic fluids HFA, HFB, HFC acc. to VDMA 24317

Function

The AE 42 is a single-acting wiper. Because it is pressed against the rod, dirt is wiped from the surface by the action of the rod as it retracts.

Installation

The wiper is installed in a semi-closed axial groove.

Remarks

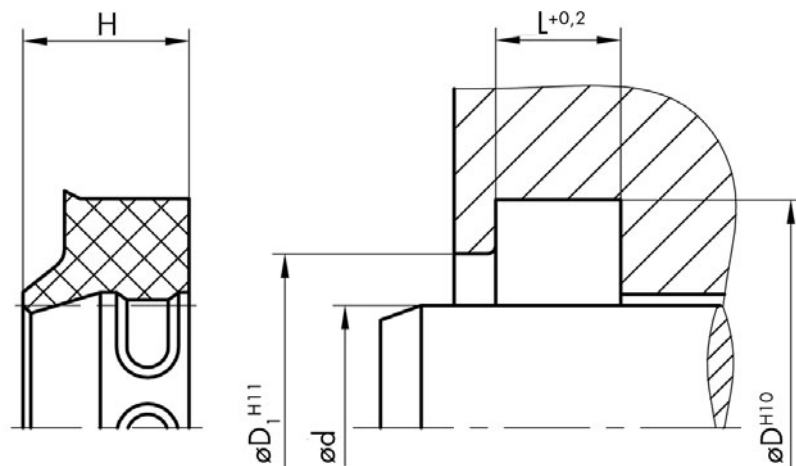
Wipers made of TPU are particularly well suited to applications in mobile hydraulics where they are subjected to a heavy dirt load. Due to the good wear resistance of polyurethane, the AE 42 has a particularly long service life. AE 42 standard dimensions have pads on the inner diameter which support the correct functional fit.

Order code

Please include our item numbers in your order. Should you require non-standard dimensions, materials or material combinations, please use the order code on page 12.

Any seal. Any time.

All the items in our standard programme (marked red) are standard stock items. For all other items, please check the availability at www.dichtomatik.de.



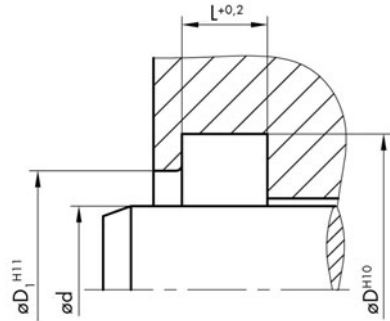
AE 42

Sizes

Item No.	Code	d	Dn	D	D ₁	H	L
173625	AE 42	5	12	12	9	4	2.8
173626	AE 42	8	14	14.6	11	4.5	3.8
22857	AE 42	10	16	16.6	13	5	3.8
173627	AE 42	12	18	18.6	15	5	3.8
173628	AE 42	14	20	20.6	17	5	3.8
22860	AE 42	15	21	21.6	18	5	3.8
22861	AE 42	16	22	22.6	19	5	3.9
62250	AE 42	16	22	22.6	19	4	3
117133	AE 42	16	24	24.6	19	7	5.3
22862	AE 42	18	24	24.6	21	5	3.8
117134	AE 42	18	26	26.6	21	7	5.3
62205	AE 42	20	26	26	23	4.5	3.4
22863	AE 42	20	28	28.6	23	7	5.3
133177	AE 42	20	28	28.3	23.8	7	5
22864	AE 42	22	30	30.6	25	7	5.3
22866	AE 42	25	33	33.6	28	7	5.3
133178	AE 42	25	33	33.3	29.2	7	5
22867	AE 42	28	36	36.6	31	7	5.3
22868	AE 42	30	38	38.6	33	7	5.3
62208	AE 42	30	40	40	34.5	4	3
22869	AE 42	32	40	40.6	35	7	5.3
62209	AE 42	32	40	40	35	5	3.8
22870	AE 42	35	43	43.6	38	7	5.3
22872	AE 42	36	44	44.6	39	7	5.3
22873	AE 42	38	46	46.6	41	7	5.3
22874	AE 42	40	48	48.6	43	7	5.3
122095	AE 42	40	48	48.6	43	7	4.3
22875	AE 42	42	50	50.6	45	7	5.3
22876	AE 42	45	53	53.6	48	7	5.3
44579	AE 42	45	55	55.6	48	7	5.3
173629	AE 42	45	60	60	53	6	4.3
44666	AE 42	48	56	56.6	51	7	5.3
22879	AE 42	50	58	58.6	53	7	5.3
151470	AE 42	50	58	58.6	53	6	4.3
45077	AE 42	50	60	60.6	53	7	5.3
173630	AE 42	50	65	65.6	53	6	4.3
173631	AE 42	53	61	61.6	56	7	5.3
173632	AE 42	55	63	63.6	58	7	5.3
62212	AE 42	55	65	65.6	58	7	5.3
22883	AE 42	56	64	64.6	59	7	5.3
62213	AE 42	56	66	66.6	59	7	5.3
22884	AE 42	60	68	68.6	63	7	5.3
173645	AE 42	60	70	70.6	66.5	7	5.5
90182	AE 42	60	70	70.6	63	7	5.3
115501	AE 42	61	67	67.6	64	7	5.3
22885	AE 42	63	71	71.6	66	7	5.3
90183	AE 42	63	73	73.6	66	7	5.3
173633	AE 42	65	73	73.6	68	7	5.3
90184	AE 42	65	75	75.6	68	7	5.3
173634	AE 42	65	76	76.6	71.5	7	6
133367	AE 42	65	77	77.2	71	12	7.2
22888	AE 42	70	78	78.6	73	7	5.3
90185	AE 42	70	80	80.6	73	7	5.3
22889	AE 42	70	82	82.6	76	12	7.2
173635	AE 42	73	81	81.6	76	7	5.3

AE 42

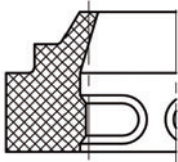
Sizes



Item No.	Code	d	Dn	D	D ₁	H	L
173646	AE 42	73	83	83.6	76	12	7.2
173636	AE 42	75	83	83.2	78	7	5.3
22892	AE 42	75	87	87.2	81	12	7.2
115502	AE 42	76	82	82.6	81	7	5.3
62217	AE 42	78	86	86.6	81	7	5.3
173647	AE 42	78	88	88.6	84.5	7	5.5
173637	AE 42	78	92	92.2	85	12	7.2
22894	AE 42	80	88	88.6	83	7	5.3
22895	AE 42	80	92	92.2	86	12	7.2
22896	AE 42	85	93	93.6	88	7	5.3
22897	AE 42	85	97	97.2	91	12	7.2
173638	AE 42	90	102	102.2	94	8	6
22898	AE 42	90	102	102.2	96	12	7.2
115503	AE 42	91	97	97.6	94	7	5.3
22900	AE 42	95	107	107.2	101	12	7.2
62220	AE 42	97	105	105	100	7	5
22901	AE 42	100	112	112.2	106	12	7.2
135247	AE 42	100	120			10	7.2
72716	AE 42	105	113	113.6	108	7	5.3
22902	AE 42	105	117	117.2	111	12	7.2
115504	AE 42	107	113	113.6	110	7	5.3
70891	AE 42	110	118			7	5.3
22903	AE 42	110	122	122.2	116	12	7.2
62223	AE 42	112	124	124.2	118	12	7.1
22904	AE 42	115	127	127.2	121	12	7.2
173648	AE 42	118	126	126	121	7	5
152481	AE 42	119	134	134.5	127.7	12.3	9.5
72717	AE 42	120	128	128.6	123	7	5.3
62225	AE 42	120	130	130.6	126.5	7	5.5
22905	AE 42	120	132	132.2	126	12	7.2
82767	AE 42	125	135			16	10.2
22906	AE 42	125	137	137.6	131	12	7.2
90186	AE 42	125	140	140	132.5	16	10.2
173649	AE 42	128	140	140.2	134	12	7.2
160552	AE 42	128	143.4	143.4	134.4	9.5	7.5
22907	AE 42	130	142	142.2	136	12	7.1
173393	AE 42	135	147	147	141	12	7.2
72718	AE 42	140	148	148.6	143	7	5.3
62227	AE 42	140	148	148.6	143	7	6
173639	AE 42	140	152	152.2	146	12	7.2
62228	AE 42	140	155	155	147.5	15	9
90187	AE 42	140	155	155	147.5	16	10.2
173650	AE 42	143	151	151	146	7	5.5
173640	AE 42	145	157	157.2	151	12	7.2
22911	AE 42	150	162	162	156	12	7.2
90188	AE 42	150	165	165	157.5	16	10.2
160554	AE 42	152	167.4	167.4	158.4	9.5	7.5
115111	AE 42	160	168	168.6	163		5.3
173394	AE 42	160	172	172	166	12	7.2
22912	AE 42	160	175	175	167.5	16	10.2
62233	AE 42	170	178	178.6	173	7	5.3
173641	AE 42	170	185	185	177.5	16	10.2
134962	AE 42	175	190			16	10.2
160555	AE 42	180	195.4	195.4	186.4	9.5	7.5
90189	AE 42	180	200	200	190	18	10.2

AE 42**Sizes**

Item No.	Code	d	Dn	D	D ₁	H	L
62235	AE 42	190	210	210	199	18	10.2
80617	AE 42	195	210	210	202.5	16	10.2
22917	AE 42	200	215	215.2	208	16	10.2
90190	AE 42	200	220	220	210	18	10.2
69875	AE 42	205	213	213.6	208	7	5.3
173642	AE 42	210	225	225.2	218	16	10.2
160556	AE 42	212	227.4	227.4	218.4	9.5	7.5
22919	AE 42	220	235	235	227.6	18	10.2
22920	AE 42	230	245	245.2	238	16	10.1
173643	AE 42	240	255	255.2	248	16	10.2
115579	AE 42	240	300			18	10.2
90341	AE 42	260	280			18	10.2
173644	AE 42	280	300	300	290	18	10.2
84952	AE 42	300	315			15	10.2
28707	AE 42	340	360			15	7.2



AE 41

Description

Product group	Wiper
Design	E single-acting
Profile no.	41
Material	NBR 90 3006

Operational application limits

Temperature (°C): -40 to +100

Running speed (m/s): ≤ 4

Media

Hydraulic oils acc. to DIN 51524 Part 1 - 3, lubricating oils, mineral oil based lubricating greases, highly non-flammable hydraulic fluids HFA, HFB, HFC acc. to VDMA 24317

Function

The AE 41 is a single-acting wiper. Because it is pressed against the rod, dirt is wiped from the surface by the action of the rod as it retracts.

Installation

The wiper is installed in a semi-closed axial groove.

Remarks

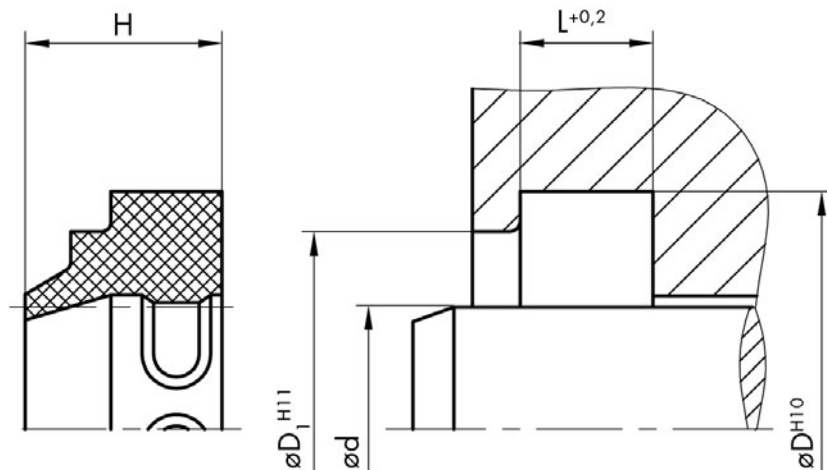
Wipers made of NBR are used in hydraulics and pneumatics. They are well suited for piston rods with high stroke speeds. AE 41 standard dimensions have pads on the inner diameter which support the correct functional fit. Due to the additional diameter step on the outer fit, the AE 41 provides better sealing and exerts a stronger wiping force on the rod.

Order code

Please include our item numbers in your order. Should you require non-standard dimensions, materials or material combinations, please use the order code on page 12.

Any seal. Any time.

All the items in our standard programme (marked red) are standard stock items. For all other items, please check the availability at www.dichtomatik.de.



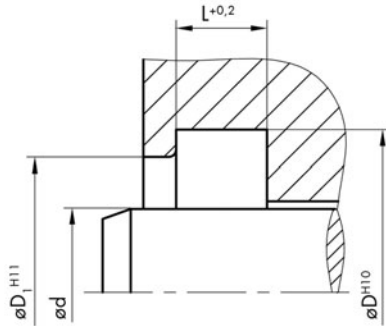
AE 41

Sizes

Item No.	Code	d	D	D ₁	H	L
41181	AE 41	4	12	10	7	4
41182	AE 41	8	16	14	7	4
16608	AE 41	10	18	16	7	4
16609	AE 41	12	20	18	7	4
16610	AE 41	14	22	20	7	4
26005	AE 41	15	23	21	7	4
16589	AE 41	16	24	22	7	4
64570	AE 41	17	25	23	7	4
16590	AE 41	18	26	24	7	4
16591	AE 41	20	28	26	7	4
16592	AE 41	22	30	28	7	4
47	AE 41	23	31	29	7	4
26006	AE 41	24	32	30	7	4
16587	AE 41	25	33	31	7	4
158749	AE 41	25	34	32	8	5
26271	AE 41	26	34	32	7	4
16593	AE 41	28	36	34	7	4
16594	AE 41	30	38	36	7	4
16595	AE 41	32	40	38	7	4
50	AE 41	33	41	39	7	4
25761	AE 41	34	42	40	7	4
16611	AE 41	35	43	41	7	4
16596	AE 41	36	44	42	7	4
44	AE 41	38	46	44	7	4
16597	AE 41	40	48	46	7	4
158739	AE 41	40	50	48	8.5	5
16612	AE 41	42	50	48	7	4
32	AE 41	44	52	50	7	4
16588	AE 41	45	53	51	7	4
158742	AE 41	47	58	56	8	5
16613	AE 41	48	56	54	7	4
16598	AE 41	50	58	56	7	4
6181	AE 41	50	62	59	10	5.5
54	AE 41	54	62	60	7	4
16599	AE 41	55	63	61	7	4
144099	AE 41	55	65		8.5	6
16600	AE 41	56	64	62	7	4
6182	AE 41	57	65	63	7	4
21978	AE 41	58	66	64	7	4
16601	AE 41	60	68	66	7	4
6186	AE 41	60	72	69	10	5.5
34	AE 41	62	70	68	7	4
16602	AE 41	63	71	69	7	4
126126	AE 41	63	73		7	5
55	AE 41	64	72	70	7	4
26008	AE 41	65	73	71	7	4
56	AE 41	66	74	72	7	4
57	AE 41	67	75	73	7	4
16606	AE 41	68	76	74	7	4
21977	AE 41	70	78	76	7	4
34965	AE 41	73	81	79	7	4
16614	AE 41	75	83	81	7	4
173615	AE 41	78	86	84	7	4
16604	AE 41	80	88	86	7	4
61347	AE 41	83	91	89	7	4

AE 41

Sizes



Item No.	Code	d	D	D ₁	H	L
16615	AE 41	85	93	91	7	4
361	AE 41	86	94	92	7	4
173610	AE 41	88	96	94	7	4
16605	AE 41	90	98	96	7	4
376	AE 41	93	101	99	7	4
26009	AE 41	95	103	101	7	4
6200	AE 41	97	105	103	7	4
16586	AE 41	100	108	106	7	4
381	AE 41	102	114	111	10	5.5
415	AE 41	106	118	115	10	5.5
16616	AE 41	110	118	116	7	4
38523	AE 41	110	122	119	10	5.5
6211	AE 41	113	121	119	7	4
6231	AE 41	114	122	120	7	4
26010	AE 41	115	127	124	10	5.5
448	AE 41	118	130	127	10	5.5
25929	AE 41	120	132	129	10	5.5
16607	AE 41	125	137	134	10	5.5
173611	AE 41	128	140	137	10	5.5
26011	AE 41	130	142	139	10	5.5
6289	AE 41	131	139	137	7	4
26012	AE 41	135	147	144	10	5.5
26013	AE 41	140	152	149	10	5.5
26014	AE 41	145	157	154	10	5.5
6373	AE 41	149	157	155	7	4
26015	AE 41	150	162	159	10	5.5
173612	AE 41	152	164	161	10	5.5
173613	AE 41	155	167	164	10	5.5
37773	AE 41	160	172	169	10	5.5
40	AE 41	165	177	174	10	5.5
575	AE 41	166	178	175	10	5.5
6384	AE 41	168	176	174	7	4
602	AE 41	170	182	179	10	5.5
627	AE 41	175	187	184	10	5.5
41	AE 41	180	192	189	10	5.5
134011	AE 41	180	192		16	10
6404	AE 41	185	197	194	10	5.5
6418	AE 41	188	196	194	7	4
631	AE 41	190	202	199	10	5.5
6439	AE 41	195	207	204	10	5.5
42	AE 41	200	212	209	10	5.5
173614	AE 41	210	218	216	7	4
633	AE 41	210	225	222	13	6.5
72673	AE 41	210	230			14.5
43	AE 41	220	235	232	13	6.5
134010	AE 41	220	235		18	13
75902	AE 41	240	248		10	5.5
680	AE 41	240	255	251	13	6.5
719	AE 41	250	265	262	13	6.5
725	AE 41	300	315	311	13	6.5
121462	AE 41	330	345		13	6.5
130326	AE 41	420	435		13	6.5





AE 47

Description

Product group	Wiper
Design	E single-acting
Profile no.	47
Material	TPU 90 3001

Operational application limits

Temperature (°C): -40 to +100

Running speed (m/s): ≤2

Media

Hydraulic oils acc. to DIN 51524 Part 1 - 3, lubricating oils, mineral oil based lubricating greases, highly non-flammable hydraulic fluids HFA, HFB, HFC acc. to VDMA 24317

Function

The AE 47 is a single-acting wiper. Because it is pressed against the rod, dirt is wiped from the surface by the action of the rod as it retracts.

Installation

The wiper is installed in a semi-closed axial groove.

Remarks

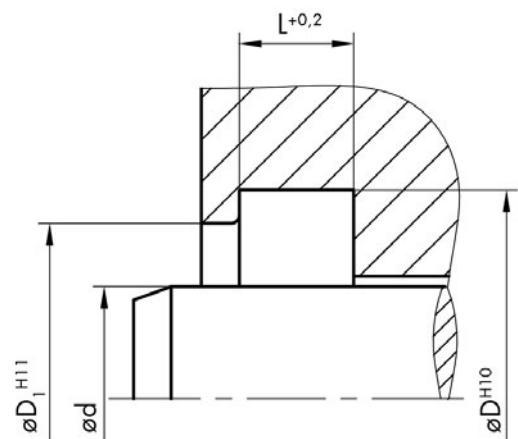
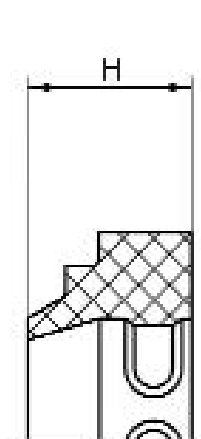
Wipers made of TPU are well suited to applications in mobile hydraulics where they are subjected to a heavy dirt load. Due to the good wear resistance of polyurethane, the AE 47 has a long service life. Due to the additional diameter step on the outer fit, the AE 47 provides better sealing and exerts a stronger wiping force on the rod. AE 47 standard dimensions have pads on the inner diameter which support the correct functional fit of the wiper.

Order code

Please include our item numbers in your order. Should you require non-standard dimensions, materials or material combinations, please use the order code on page 12.

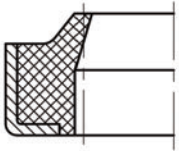
Any seal. Any time.

All the items in our standard programme (marked red) are standard stock items. For all other items, please check the availability at www.dichtomatik.de.



AE 47**Sizes**

Item No.	Code	d	Dn	D	D ₁	H	L
130615	AE 47	10	18	18	16	7	4
108414	AE 47	18	26	26	24	7	4
35649	AE 47	20	28	28	26	7	4
62237	AE 47	22	30	30	28	7	4
57690	AE 47	25	33	33	31	7	4
62238	AE 47	28	36	36	34	7	4
34885	AE 47	30	38	38	36	7	4
57691	AE 47	32	40	40	38	7	4
36881	AE 47	35	43	43	41	7	4
62239	AE 47	36	44	44	42	7	4
34859	AE 47	40	48	48	46	7	4
44583	AE 47	45	53	53	51	7	4
35050	AE 47	50	58	58	56	7	4
35049	AE 47	55	63	63	61	7	4
62241	AE 47	56	64	64	62	7	4
35531	AE 47	60	68	68	66	7	4
173679	AE 47	63	71	71	69	7	4
62244	AE 47	65	73	73	71	7	4
62245	AE 47	70	78	78	76	7	4
62246	AE 47	75	83	83	81	7	4
35532	AE 47	80	88	88	86	7	4
62247	AE 47	85	93	93	91	7	4
35533	AE 47	100	108	108	106	7	4
108420	AE 47	110	122	122	119	10	5.5
108428	AE 47	150	162	162	159	10	5.5
108431	AE 47	180	192	192	189	10	5.5



AM 43

Description

Product group	Wiper
Design	M with metal bonded fit
Profile no.	43
Material	NBR 90 3402, steel acc. to DIN EN 10139

Operational application limits

Temperature (°C):	-40 to +100
Running speed (m/s):	≤1

Media

Hydraulic oils acc. to DIN 51524 Part 1 - 3, lubricating oils, mineral oil based lubricating greases, highly non-flammable hydraulic fluids HFA, HFB, HFC acc. to VDMA 24317

Function

The AM 43 is a single-acting wiper. Because it is pressed against the rod, dirt is wiped from the surface by the action of the rod as it retracts. On the outer diameter, a metal caged ring is vulcanised onto the elastomer body.

Installation

The AM 43 wiper can be installed in an axially accessible housing. The advantage lies in the simple design of the installation housing and practical easy installation, in particular with smaller diameters. Please note that the installation housing has to be designed with light chamfering (see table page 8).

Remarks

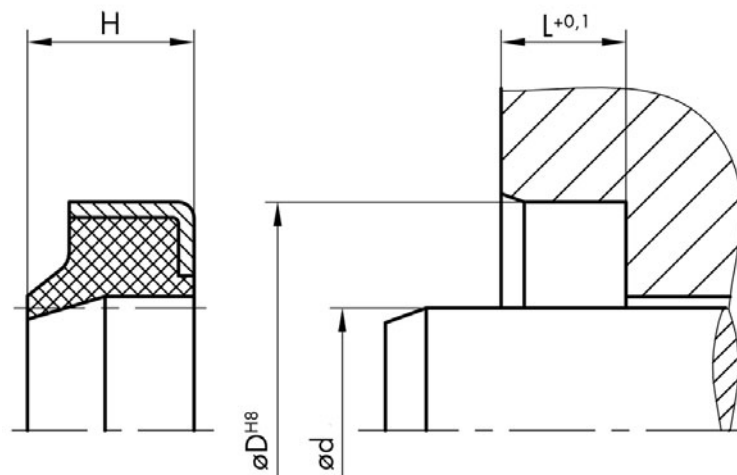
The metal caged ring ensures the correct functional fit of the wiper in the installation housing due to a press fit allowance. The design of the metal angle ring leaves only a small surface area open to attack by corrosive media.

Order code

Please include our item numbers in your order. Should you require non-standard dimensions, materials or material combinations, please use the order code on page 12.

Any seal. Any time.

All the items in our standard programme (marked red) are standard stock items. For all other items, please check the availability at www.dichtomatik.de.



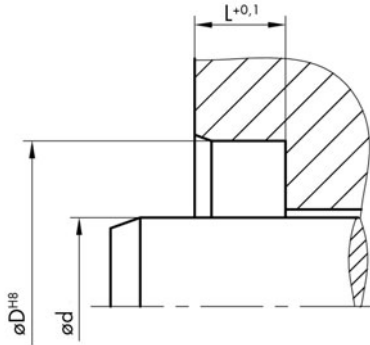
AM 43

Sizes

Item No.	Code	d	D	H	L
21140	AM 43	6	13	4.5	3
45078	AM 43	8	14	5	3.5
173658	AM 43	8	15	5	3
23767	AM 43	8	22	4.5	3
16492	AM 43	10	16	4.5	3
27487	AM 43	10	16	7	5
2760	AM 43	10	18	8	5
16493	AM 43	10	20	8	5
61273	AM 43	10	20	7	5
61265	AM 43	12	18	4	3
16494	AM 43	12	20	6	4
16495	AM 43	12	22	8	5
59384	AM 43	12	25	8	5
161568	AM 43	12.7	18	4.5	3
2794	AM 43	14	20	5	4
16496	AM 43	14	22	4	3
16497	AM 43	15	25	8	5
65092	AM 43	15	25	10	7
16498	AM 43	16	22	4	3
61264	AM 43	16	22	5	3.5
16499	AM 43	16	26	8	5
22371	AM 43	16	26	10	7
79296	AM 43	18	26	4	3
4714	AM 43	18	26	7	5
61267	AM 43	18	28	6	5
75429	AM 43	18	28	12	7
16500	AM 43	18	28	10	7
132570	AM 43	19.05	25.4	5.55	3.17
78465	AM 43	19.05	28.57	7.14	4.76
143935	AM 43	19.05	31.75		6.35
5187	AM 43	20	26	7	4
2950	AM 43	20	26	8	5
129955	AM 43	20	27	10	7
2951	AM 43	20	28	8	5
16501	AM 43	20	28	5	3.5
16502	AM 43	20	30	6	4
74558	AM 43	20	30	8	5
16503	AM 43	20	30	10	7
117865	AM 43	20	30	6	4
59653	AM 43	20	35	10	7
171273	AM 43	21	28	5	3.5
26548	AM 43	22	28	8	5
76237	AM 43	22	30	8	5
85422	AM 43	22	32	6	4
64126	AM 43	22	32	8	5
16504	AM 43	22	32	10	7
59654	AM 43	22	35	8	5
116326	AM 43	24	32	7	5
3428	AM 43	24	35	10	7
79297	AM 43	25	35	4	3
24132	AM 43	25	35	8	5
16505	AM 43	25	35	10	7
83150	AM 43	25	35	8.8	7
46296	AM 43	25.4	33.34	6.35	4.76
131276	AM 43	25.4	34	8	5

AM 43

Sizes



Item No.	Code	d	D	H	L
35246	AM 43	25.4	34.92	6.35	4.76
143934	AM 43	25.4	38.1		7.95
22139	AM 43	26	34	8	5
5206	AM 43	26	35	10	7
79298	AM 43	28	34	7	5
20625	AM 43	28	38	8	5
22659	AM 43	28	38	10	7
16506	AM 43	28	40	10	7
81078	AM 43	29.5	40	10	7
16507	AM 43	30	40	8	5
16508	AM 43	30	40	10	7
61274	AM 43	30	40	7	5
118396	AM 43	30	42	8	5
36854	AM 43	30	42	10	7
37116	AM 43	30	45	8	5
27514	AM 43	32	40	7	4
39882	AM 43	32	40	10	7
35608	AM 43	32	42	7	5
16579	AM 43	32	42	10	7
16509	AM 43	32	45	8	4
16583	AM 43	32	45	8	5
16510	AM 43	32	45	10	7
134006	AM 43	32	50	10	7
61266	AM 43	35	45	7	5
16511	AM 43	35	45	10	7
36596	AM 43	35	47	10	7
124713	AM 43	35	48	8	5
131010	AM 43	35	48	12	6.5
56908	AM 43	35	50	12	9
3871	AM 43	35	52	10	7
16512	AM 43	36	45	10	7
61272	AM 43	36	46	7	5
3875	AM 43	36	46	10	7
16513	AM 43	38	48	10	7
81077	AM 43	39.5	50	10	7
16514	AM 43	40	50	8	5
16515	AM 43	40	50	10	7
134389	AM 43	40	50	5	3.5
16516	AM 43	40	52	8	5
22372	AM 43	40	52	10	7
56909	AM 43	40	55	12	9
126349	AM 43	40	62	10	7
16517	AM 43	42	52	10	7
73967	AM 43	44	55	8	5
61268	AM 43	45	55	7	5
16518	AM 43	45	55	10	7
124591	AM 43	45	57	10	7
16519	AM 43	45	60	10	7
108092	AM 43	47	57	10	7
16520	AM 43	48	60	10	7
69363	AM 43	50	56	6	4
16521	AM 43	50	56	7	5
5347	AM 43	50	56	8	5
61269	AM 43	50	60	7	5
16522	AM 43	50	60	10	7

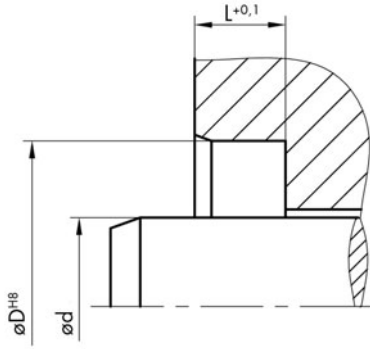
AM 43

Sizes

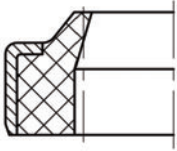
Item No.	Code	d	D	H	L
173664	AM 43	50	62	7	5
160711	AM 43	50	62	8	5
21287	AM 43	50	65	8	5
16523	AM 43	50	65	10	7
21288	AM 43	52	62	10	7
16524	AM 43	55	63	10	7
24143	AM 43	55	65	7	5
16525	AM 43	55	65	10	7
173788	AM 43	55	70	10	7
4724	AM 43	55	80	8	5
59655	AM 43	56	65	10	7
16526	AM 43	56	66	10	7
173716	AM 43	56	70	10	8
61270	AM 43	60	70	7	5
16527	AM 43	60	70	10	7
22935	AM 43	60	74	8	5
16550	AM 43	60	75	10	7
21498	AM 43	60	80	10	7
4031	AM 43	63	73	10	7
16528	AM 43	63	75	10	7
61271	AM 43	65	75	7	5
16529	AM 43	65	75	10	7
24142	AM 43	70	80	7	5
16530	AM 43	70	80	10	7
123173	AM 43	70	90	10	7
4754	AM 43	73	89	10	7
150828	AM 43	74	85	10	7
16531	AM 43	75	85	10	7
37874	AM 43	75	87	7	5
90140	AM 43	78	88	10	7
16532	AM 43	80	90	10	7
173928	AM 43	80	100	15	12
89893	AM 43	82.55	92	10	7
4759	AM 43	84	94	8	5
16533	AM 43	85	95	10	7
16534	AM 43	90	100	10	7
4872	AM 43	90	100	7	5
150829	AM 43	94	115	10	7
16535	AM 43	95	105	10	7
4881	AM 43	100	110	8	5
16536	AM 43	100	110	10	7
89993	AM 43	100	115	10	8
16537	AM 43	105	115	10	7
16538	AM 43	110	120	10	7
16539	AM 43	115	125	10	7
16540	AM 43	120	130	10	7
149713	AM 43	120	135	10	6
4891	AM 43	123	147	12	9
4912	AM 43	125	140	10	7
16541	AM 43	125	140	12	9
16542	AM 43	130	145	12	9
4151	AM 43	135	145	10	7
59656	AM 43	135	150	12	9
16543	AM 43	140	155	12	9
56926	AM 43	145	160	12	9

AM 43

Sizes



Item No.	Code	d	D	H	L
16544	AM 43	150	165	12	9
4921	AM 43	150	166	12	8
16545	AM 43	160	175	12	9
5172	AM 43	165	180	16	12
16546	AM 43	170	185	14	10
4245	AM 43	175	190	12	9
16547	AM 43	180	195	14	10
151423	AM 43	190	210	14	10
4318	AM 43	200	215	12	9
16548	AM 43	200	220	16	12
5332	AM 43	210	230	16	12
16549	AM 43	220	240	16	12
5335	AM 43	240	260	16	12
4463	AM 43	250	270	16	12
76147	AM 43	275	300	16	12
126143	AM 43	280	295	13	9.5
4510	AM 43	280	300	16	12
4546	AM 43	320	340	16	12
121413	AM 43	350	370	16	12
5340	AM 43	400	420	16	12



AM 44

Description

Product group	Wiper
Design	M with metal bonded fit
Profile no.	44
Material	TPU 95 3401, steel acc. to DIN EN 10139

Operational application limits

Temperature (°C):	-40 to +100
Running speed (m/s):	≤2

Media

Hydraulic oils acc. to DIN 51524 Part 1 - 3, lubricating oils, mineral oil based lubricating greases, highly non-flammable hydraulic fluids HFA, HFB, HFC acc. to VDMA 24317

Function

The AM 44 is a single-acting wiper. Because it is pressed against the rod, dirt is wiped from the surface during the descent of the rod. On the outer diameter, a metal angle ring is vulcanised onto the TPU polyurethane body.

Installation

The AM 44 is a single-acting wiper. Because it is pressed against the rod, dirt is wiped from the surface by the action of the rod as it retracts. On the outer diameter, a metal caged ring is vulcanised onto the TPU body.

Remarks

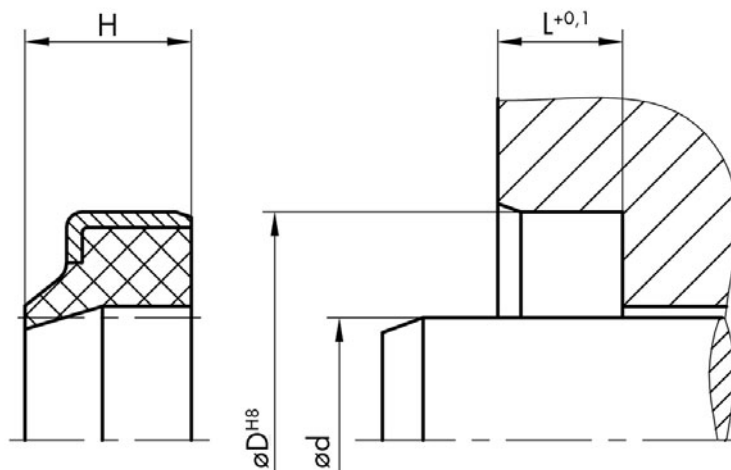
The metal caged ring ensures the correct functional fit of the wiper in the installation housing. Wipers made of TPU are well suited for application in mobile hydraulic systems which are subjected to heavy dirt loads. Due to the good wear resistance of Polyurethane, the AM 44 has a long service life.

Order code

Please include our item numbers in your order. Should you require non-standard dimensions, materials or material combinations, please use the order code on page 12.

Any seal. Any time.

All the items in our standard programme (marked red) are standard stock items. For all other items, please check the availability at www.dichtomatik.de.

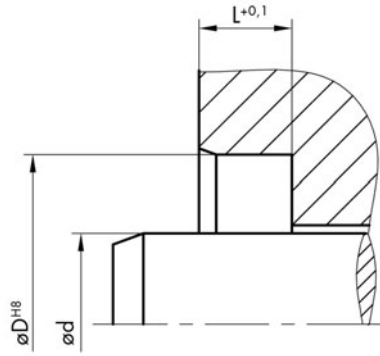


AM 44**Sizes**

Item No.	Code	d	D	H	L
62249	AM 44	8	14	5	3.5
123027	AM 44	8	18	7	5
123028	AM 44	9	19	7	5
171211	AM 44	10	16	5	3.5
20988	AM 44	10	20	8	5
171260	AM 44	12	18	5	3.5
20989	AM 44	12	20	6	4
20990	AM 44	12	22	8	5
62253	AM 44	14	20	5	3.5
123029	AM 44	14	24	7	5
24851	AM 44	14	25	7	5
62254	AM 44	14	25	5	3.5
62255	AM 44	15	21	5	3.5
16551	AM 44	15	25	8	5
16552	AM 44	16	22	4	3
62256	AM 44	16	22	5	3.5
4206	AM 44	16	22	6	4
16553	AM 44	16	26	8	5
118395	AM 44	17	24	5	3.5
124085	AM 44	18	28	7	5
62257	AM 44	18	28	8	5
16554	AM 44	18	28	10	7
123030	AM 44	18	30	9	6
148557	AM 44	19	26	8	5
148848	AM 44	19	27	9.5	6.4
151795	AM 44	19	27	5.2	4
89982	AM 44	20	28	5	3.5
16555	AM 44	20	30	6	4
20723	AM 44	20	30	10	7
62258	AM 44	20	30	8	5
123031	AM 44	20	32	9	6
171212	AM 44	22	28	8	5
62260	AM 44	22	32	8	5
16556	AM 44	22	32	10	7
62261	AM 44	25	32	8	5
16581	AM 44	25	35	8	5
16557	AM 44	25	35	10	7
123032	AM 44	25	37	9	6
123033	AM 44	27	39	9	6
62262	AM 44	28	38	8	5
62263	AM 44	28	38	10	7
123034	AM 44	28	40	9	6
20991	AM 44	28	40	10	7
16558	AM 44	30	40	8	5
20992	AM 44	30	40	10	7
123035	AM 44	30	42	9	6
16559	AM 44	30	45	8	5
62264	AM 44	32	42	8	5
62265	AM 44	32	42	10	7
123036	AM 44	32	44	10	7
20993	AM 44	32	45	6	4
16560	AM 44	32	45	10	7
171213	AM 44	33	43	10	7
16561	AM 44	35	45	10	7
123037	AM 44	35	47	10	7

AM 44

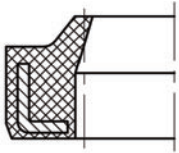
Sizes



Item No.	Code	d	D	H	L
20994	AM 44	36	45	10	7
171214	AM 44	36	46	7	5
143975	AM 44	36	46	10	7
75211	AM 44	36	50	10	7
62269	AM 44	38	48	10	7
123038	AM 44	38	50	10	7
16562	AM 44	40	50	8	5
16563	AM 44	40	50	10	7
117599	AM 44	40	52	10	7
46874	AM 44	40	60	10	7
171216	AM 44	42	52	8	5
16564	AM 44	42	52	10	7
171217	AM 44	45	55	8	5
20995	AM 44	45	55	10	7
123039	AM 44	45	57	10	7
16565	AM 44	45	60	10	7
123040	AM 44	47	59	10	7
35310	AM 44	48	60	10	7
174362	AM 44	48	62	10	7
21146	AM 44	50	56	8	5
62272	AM 44	50	60	8	5
16566	AM 44	50	60	10	7
123041	AM 44	50	62	10	7
21133	AM 44	52	62	10	7
123042	AM 44	53	67	11	8
16567	AM 44	55	63	10	7
62273	AM 44	55	65	8	5
20996	AM 44	55	65	10	7
123043	AM 44	55	69	11	8
171218	AM 44	56	66	8	5
21129	AM 44	56	66	10	7
123044	AM 44	56	70	11	8
171219	AM 44	60	70	8	5
20997	AM 44	60	70	10	7
37431	AM 44	60	74	8	5
123045	AM 44	60	74	11	8
62276	AM 44	63	73	8	5
144207	AM 44	63	73	10	7
16568	AM 44	63	75	10	7
123046	AM 44	63	77	11	8
123047	AM 44	64	78	11	8
171220	AM 44	65	75	8	5
20998	AM 44	65	75	10	7
123048	AM 44	65	79	11	8
123049	AM 44	67	81	11	8
171221	AM 44	70	80	8	5
20999	AM 44	70	80	10	7
123050	AM 44	70	84	11	8
123051	AM 44	71	85	11	8
171222	AM 44	75	83	10	7
21000	AM 44	75	85	10	7
123052	AM 44	75	89	11	8
171223	AM 44	80	88	10	7
16569	AM 44	80	90	10	7
123053	AM 44	80	94	11	8

AM 44**Sizes**

Item No.	Code	d	D	H	L
24264	AM 44	82	92	10	7
16570	AM 44	85	95	10	7
123054	AM 44	85	99	11	8
16571	AM 44	90	100	10	7
123055	AM 44	90	104	11	8
57273	AM 44	90	110	14	10
123056	AM 44	92	106	11	8
21130	AM 44	95	105	10	7
68553	AM 44	95	109	11	8
16572	AM 44	100	110	10	7
123057	AM 44	100	114	11	8
16573	AM 44	100	115	11	8
62280	AM 44	105	115	10	7
68559	AM 44	105	121	12	9
123058	AM 44	106	122	12	9
21001	AM 44	110	120	10	7
123059	AM 44	110	126	12	9
123060	AM 44	112	128	12	9
35884	AM 44	115	125	10	7
123061	AM 44	118	134	12	9
16574	AM 44	120	130	10	7
123062	AM 44	120	136	12	9
62281	AM 44	125	140	12	9
123063	AM 44	125	141	12	9
16575	AM 44	130	145	12	9
123065	AM 44	130	146	12	9
123066	AM 44	132	148	12	9
21350	AM 44	135	150	12	9
123067	AM 44	135	155	14	10
16576	AM 44	140	155	12	9
123068	AM 44	140	160	16	10
123069	AM 44	145	165	14	10
16577	AM 44	150	165	12	9
123070	AM 44	150	170	14	10
16578	AM 44	160	175	12	9
123071	AM 44	160	180	14	10
123072	AM 44	165	185	14	10
123073	AM 44	170	190	14	10
123074	AM 44	175	195	14	10
36615	AM 44	180	195	14	10
123075	AM 44	180	205	17	12
123076	AM 44	190	215	17	12
74322	AM 44	200	216	12	9
25957	AM 44	200	220	16	12
123077	AM 44	200	225	17	12
123078	AM 44	210	235	17	12
123079	AM 44	212	237	17	12
123080	AM 44	220	245	17	12
123081	AM 44	224	249	17	12
123082	AM 44	225	250	17	12
74323	AM 44	240	260	14	10
78247	AM 44	250	270	17	12
123085	AM 44	250	275	17	12
155757	AM 44	254	274	16	12
22824	AM 44	270	295	16	12
36574	AM 44	280	300	16	12



AM 45

Description

Product group	Wiper
Design	M metal reinforced
Profile no.	45
Material	NBR 90 3402, steel acc. to DIN EN 10139

Operational application limits

Temperature (°C):	-40 to +100
Running speed (m/s):	≤1

Media

Hydraulic oils acc. to DIN 51524
Part 1 - 3, lubricating oils, mineral oil
based lubricating greases, highly non-
flammable hydraulic fluids HFA, HFB,
HFC acc. to VDMA 24317

Function

The AM 45 is a single-acting wiper.
Because it is pressed against the rod,
dirt is wiped from the surface by the
action of the rod as it retracts. The
AM 45 is reinforced by a metal ring
which is vulcanized into the elastomer
body.

Installation

The AM 45 wiper can be installed
in an axially accessible housing. The
advantage lies in the simple design
of the installation housing and practical
easy installation, in particular with
smaller diameters. Please note that
the installation housing has to be
designed with light chamfering
(see table page 8).

Remarks

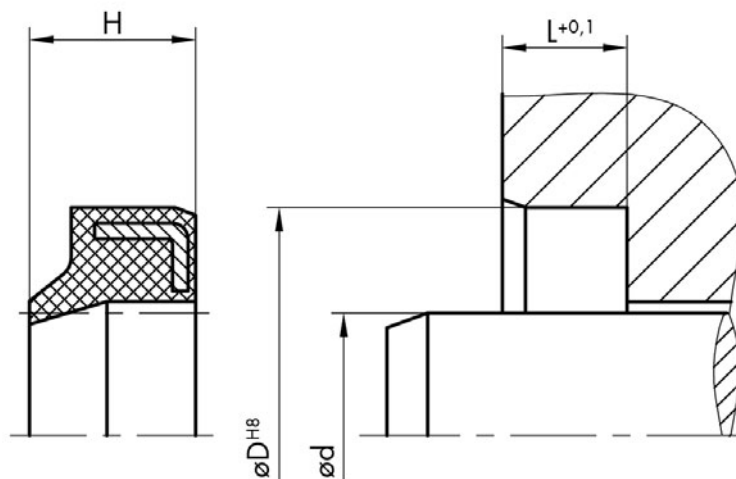
The metal ring ensures the correct
functional fit of the wiper in the
installation housing. The metal ring is
fully covered by the elastomer which
provides for a correct press fit with an
increased sealing effect on the outer
circumference. In addition, the AM 45
wiper is resistant to the influences of
corrosion.

Order code

Please include our item numbers in
your order. Should you require non-
standard dimensions, materials or ma-
terial combinations, please use the or-
der code on page 12.

Any seal. Any time.

All the items in our standard programme
(marked red) are standard stock items.
For all other items, please check the
availability at www.dichtomatik.de.

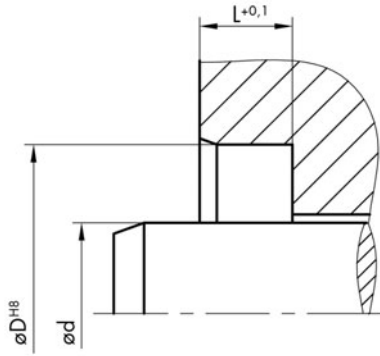


AM 45**Sizes**

Item No.	Code	d	D	H	L
21223	AM 45	6	13	4.5	3.5
21260	AM 45	8	14	5	4
21261	AM 45	10	16	5	4
21224	AM 45	10	20	8	5.5
21262	AM 45	12	18	5	4
153227	AM 45	12	20	6	4.5
21225	AM 45	12	22	8	5.5
22022	AM 45	12.7	18	4.5	3.5
21263	AM 45	14	20	5	4
84095	AM 45	14	22	4	3.5
21264	AM 45	15	21	5	4
21226	AM 45	15	25	7	5.5
22023	AM 45	16	22	4	3.5
6614	AM 45	16	22	5	4
153228	AM 45	16	22	6	4.5
65390	AM 45	16	24	5	4
21227	AM 45	16	26	8	5.5
65391	AM 45	17	22	7	5.5
21266	AM 45	18	28	7	5.5
21228	AM 45	18	28	10	7.5
131277	AM 45	19	26	8	5.5
6621	AM 45	20	28	5	4
149750	AM 45	20	28	10	7.5
6728	AM 45	20	30	6	4.5
6889	AM 45	20	30	7	5.5
21229	AM 45	20	30	10	7.5
21268	AM 45	22	32	7	5.5
21230	AM 45	22	32	10	7.5
21231	AM 45	24	35	8	5.5
134083	AM 45	25	32	7	5.5
40625	AM 45	25	33	7	4.5
21269	AM 45	25	35	7	5.5
21232	AM 45	25	35	10	7.5
22025	AM 45	25.4	34	8	5.5
21233	AM 45	26	35	10	7.5
21270	AM 45	28	38	7	5.5
21234	AM 45	28	40	10	7.5
49385	AM 45	28.57	52.38	12.7	10.31
21271	AM 45	30	40	7	5.5
21235	AM 45	30	40	10	7.5
21272	AM 45	32	42	7	5.5
21273	AM 45	32	42	10	7.5
21236	AM 45	32	45	10	7.5
90372	AM 45	34.92	57.15	12.7	10.31
149620	AM 45	35	45	7	5.5
21237	AM 45	35	45	10	7.5
21238	AM 45	36	45	10	7.5
21274	AM 45	36	46	7	5.5
21239	AM 45	38	48	10	7.5
21275	AM 45	40	50	8	5.5
21240	AM 45	40	50	10	7.5
21276	AM 45	42	52	7	5.5
21241	AM 45	42	52	10	7.5
79615	AM 45	44	55	10	7.5
21277	AM 45	45	55	7	5.5

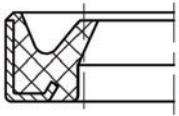
AM 45

Sizes



Item No.	Code	d	D	H	L
21242	AM 45	45	55	10	7.5
74223	AM 45	45	60	10	7.5
116393	AM 45	46.03	69.85	15.87	10.31
21243	AM 45	48	60	10	7.5
118301	AM 45	49.21	63.5	12.7	10.31
21278	AM 45	50	60	7	5.5
150038	A M 45	50	60	8	5.5
21244	AM 45	50	60	10	7.5
7236	AM 45	50	65	10	7.5
21245	AM 45	52	62	10	7.5
36594	AM 45	55	63	10	7.5
21279	AM 45	55	65	7	5.5
21246	AM 45	55	65	10	7.5
21280	AM 45	56	66	7	5.5
21281	AM 45	60	70	7	5.5
21247	AM 45	60	70	10	7.5
21282	AM 45	63	73	7	5.5
7458	AM 45	63	75	10	7.5
126446	AM 45	63.5	73.02	10.31	7.54
21283	AM 45	65	75	7	5.5
21248	AM 45	65	75	10	7.5
21284	AM 45	70	80	7	5.5
21249	AM 45	70	80	10	7.5
21285	AM 45	75	83	10	7.5
21250	AM 45	75	85	10	7.5
21286	AM 45	80	88	10	7.5
21251	AM 45	80	90	10	7.5
21252	AM 45	85	95	10	7.5
65392	AM 45	90	100	7	5.5
21253	AM 45	90	100	10	7.5
21254	AM 45	95	105	10	7.5
21255	AM 45	100	110	10	7.5
21256	AM 45	105	115	10	7.5
21257	AM 45	110	120	10	7.5
143335	AM 45	110	125	10	7.5
21258	AM 45	115	125	10	7.5
21259	AM 45	120	130	10	7.5
65393	AM 45	125	140	12	9.5
65394	AM 45	130	145	12	9.5
65395	AM 45	140	155	12	9.5
65396	AM 45	150	165	12	9.5
65397	AM 45	160	175	12	9.5
22024	AM 45	180	195	14	10.5
22026	AM 45	220	240	16	12.5





AM 54

Description

Product group	Wiper
Design	M with metal bonded fit
Profile no.	54
Material	TPU 95 3401, steel acc. to DIN EN 10139

Operational application limits

Temperature (°C): -40 to +100
 Running speed (m/s): ≤1

Media

Hydraulic oils acc. to DIN 51524 Part 1 - 3, lubricating oils, mineral oil based lubricating greases, highly non-flammable hydraulic fluids HFA, HFB, HFC acc. to VDMA 24317

Function

The AM 54 is a single-acting wiper. Because it is pressed against the rod, dirt is wiped from the surface by the action of the rod as it retracts. On the outer diameter, a metal caged ring is vulcanised onto the TPU body.

Installation

The AM 54 wiper can be installed in an axially accessible housing. The advantage lies in the simple design of the installation housing and practical easy installation, in particular with smaller diameters. Please note that the installation housing has to be designed with light chamfering (see table page 8).

Remarks

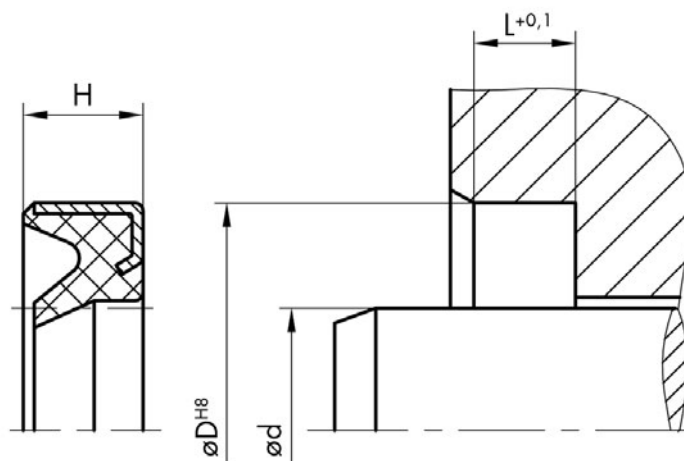
The metal caged ring ensures the functionally correct fit of the wiper in the installation housing due to a press fit allowance. The design of the metal caged ring leaves only a small surface area open to attack by corrosive media. Wipers made of TPU are well suited for applications in mobile hydraulics which are subjected to heavy dirt loads. Due to the good wear resistance of Polyurethane, the AM 54 has a long service life. The AM 54 can also be used as a bolt wiper with swivel movements in mobile hydraulic systems.

Order code

Please include our item numbers in your order. Should you require non-standard dimensions, materials or material combinations, please use the order code on page 12.

Any seal. Any time.

All the items in our standard programme (marked red) are standard stock items. For all other items, please check the availability at www.dichtomatik.de.



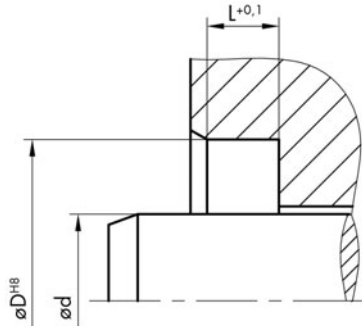
AM 54

Sizes

Item No.	Code	d	D	L	H
127755	AM 54	16	23	5	5
127756	AM 54	20	28	5	5
45999	AM 54	25	32	7	7
45261	AM 54	25	38	7.5	7.5
45262	AM 54	30	40	4	4
44133	AM 54	30	43	7.5	7.5
21753	AM 54	35	45	4	4
83972	AM 54	35	50	7.5	7.5
46000	AM 54	36	46	7	7
45268	AM 54	38	50	7.5	7.5
122990	AM 54	38.1	50.8	6.35	6.35
158766	AM 54	38.1	50.8	7.93	7.93
45269	AM 54	40	50	4	4
45271	AM 54	40	52	6	6
108627	AM 54	40	52	7	7
122987	AM 54	41.27	53.97	6.35	6.35
158892	AM 54	44	61.9	10	10
122991	AM 54	44.45	57.15	6.35	6.35
118013	AM 54	45	55	3.2	3.2
45273	AM 54	45	55	4	4
106815	AM 54	45	55	5	5
108631	AM 54	45	57	7	7
45274	AM 54	45	60	7.5	7.5
122988	AM 54	47.62	60.32	6.35	6.35
28283	AM 54	50	60	4	4
106814	AM 54	50	60	5	5
46001	AM 54	50	60	7	7
108633	AM 54	50	62	7	7
28287	AM 54	50	65	7.5	7.5
45316	AM 54	50.8	63.5	7.93	7.93
118015	AM 54	55	65	3.2	3.2
68549	AM 54	55	69	8	8
7841	AM 54	55	70	7.5	7.5
108623	AM 54	57.15	69.85	7.93	7.93
128204	AM 54	59.56	69.26	5.33	5.33
106813	AM 54	60	70	5	5
68551	AM 54	60	74	8	8
45279	AM 54	60	75	7.5	7.5
124877	AM 54	60	75	8	8
28311	AM 54	63	78	7.5	7.5
45325	AM 54	63.5	76.2	7.93	7.93
45301	AM 54	65	75	7	7
68550	AM 54	65	79	8	8
45286	AM 54	65	80	7.5	7.5
128205	AM 54	69.57	79.37	5.33	5.33
118474	AM 54	69.85	82.55	7.93	7.93
108629	AM 54	70	80	7	7
28314	AM 54	70	84	7.5	7.5
68555	AM 54	70	84	8	8
41843	AM 54	70	85	7.5	7.5
84293	AM 54	70	85	8	8
28315	AM 54	71	86	5	5
68554	AM 54	75	89	8	8
89706	AM 54	75	90	7.5	7.5
45332	AM 54	76.2	88.9	7.93	7.93

AM 54

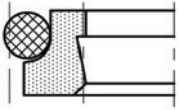
Sizes



Item No.	Code	d	D	L	H
128206	AM 54	79.52	89.36	5.33	5.33
161478	AM 54	80	90	3.18	3.18
108632	AM 54	80	90	7	7
68556	AM 54	80	94	8	8
7234	AM 54	80	95	5	5
45289	AM 54	80	95	7.5	7.5
124879	AM 54	80	95	8	8
73263	AM 54	80	100	10	10
68552	AM 54	85	99	8	8
164933	AM 54	85	100	6	6
45297	AM 54	85	105	10	10
122986	AM 54	88.9	101.6	9.52	9.52
128207	AM 54	89.6	99.57	5.33	5.33
108636	AM 54	90	100	7	7
68558	AM 54	90	104	8	8
45299	AM 54	90	105	6	6
156571	AM 54	90	105	8	8
151640	AM 54	90	106	8	8
124878	AM 54	90	110	8	8
73264	AM 54	90	110	10	10
130163	AM 54	95	110	8	8
122996	AM 54	95.25	107.95	9.52	9.52
108638	AM 54	100	114	8	8
28360	AM 54	100	115	6.5	6.5
28357	AM 54	100	115	7.5	7.5
160514	AM 54	100	115	8	8
108639	AM 54	100	115	9	9
151641	AM 54	100	116	8	8
124880	AM 54	100	120	8	8
73265	AM 54	100	120	10	10
122997	AM 54	101.6	114.3	9.52	9.52
130164	AM 54	110	125	8	8
45310	AM 54	110	125	9	9
151638	AM 54	110	126	8	8
108640	AM 54	110	126	9	9
165006	AM 54	110	130	8	8
156998	AM 54	110	130	9	9
93001	AM 54	110	130	10	10
28374	AM 54	115	130	8	8
150047	AM 54	120	135	8	8
108635	AM 54	120	136	9	9
108641	AM 54	120	140	8	8
45312	AM 54	120	140	10	10
124881	AM 54	120	150	12	12
28377	AM 54	130	145	7.5	7.5
28348	AM 54	130	146	9	9
130414	AM 54	130	150	7.5	7.5
158307	AM 54	130	150	8	8
161086	AM 54	130	150	10	10
155648	AM 54	130	154	8	8
161087	AM 54	130	160	12	12
115449	AM 54	140	160	10	10
130415	AM 54	140	162	7.5	7.5
150049	AM 54	150	175	9	9
28380	AM 54	160	175	10	10

AM 54**Sizes**

Item No.	Code	d	D	L	H
155649	AM 54	160	180	10	10
150068	AM 54	160	190	9	9
150069	AM 54	170	190	9	9
150048	AM 54	170	200	10	10
161061	AM 54	180	200	10	10



AD 60

Description

Product group	Wiper
Design	D Double wiper
Profile no.	60
Seal material	PTFE 00 9807
O-ring material	NBR 70 0100

Operational application limits

Temperature (°C): -30 to +100
Running speed (m/s): ≤15

Media

Hydraulic oils acc. to DIN 51524 Part 1 - 3, lubricating oils, mineral oil based lubricating greases, highly non-flammable hydraulic fluids HFA, HFB, HFC acc. to VDMA 24317, hot air and water steam.

Function

The AD 60 is a double-acting wiper made of a PTFE-bronze Compound with an O-ring made of NBR as an energising element. It provides a double function wiping the dirt from the rod and retaining the residue oil film with the second lip. The retained oil can be returned to the system through a leakage bore hole.

Installation

With smaller diameters installation in axially accessible installation housings is recommended. With larger diameters, the ring can be installed in closed housing. Subsequent calibration is necessary.

Remarks

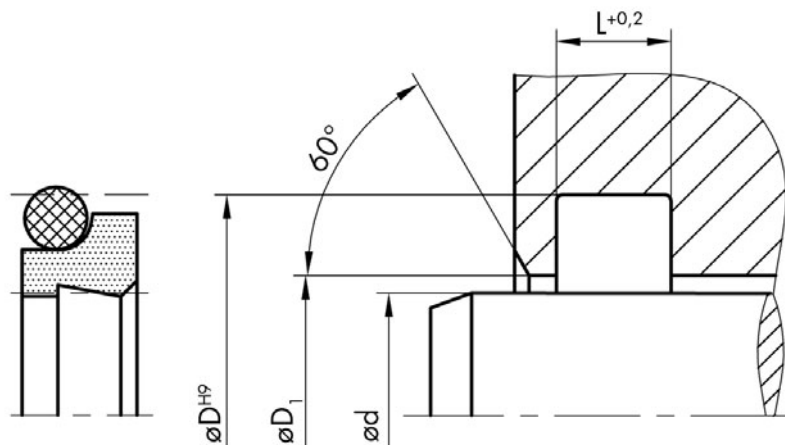
Due to the good sliding properties of PTFE, this wiper is suitable for short stroke cylinders with high running speed and high stroke frequency.

Order code

Please include our item numbers in your order. Should you require non-standard dimensions, materials or material combinations, please use the order code on page 12.

Any seal. Any time.

All the items in our standard programme (marked red) are standard stock items. For all other items, please check the availability at www.dichtomatik.de.

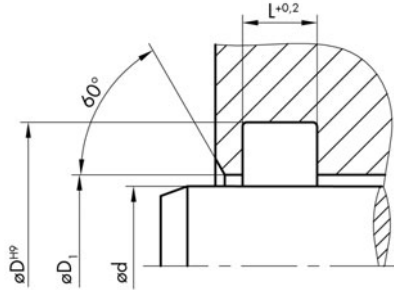


AD 60**Sizes**

Item No.	Code	d	D	L
174009	AD 60	6	10.8	3.7
174011	AD 60	8	12.8	3.7
174013	AD 60	10	14.8	3.7
82862	AD 60	12	18.8	5
174015	AD 60	14	20.8	5
82864	AD 60	15	21.8	5
130892	AD 60	16	20.8	3.7
174018	AD 60	16	22.8	5
81668	AD 60	18	24.8	5
150823	AD 60	20	24.8	3.7
82866	AD 60	20	26.8	5
82867	AD 60	22	28.8	5
83893	AD 60	24	30.8	5
82868	AD 60	25	31.8	5
82869	AD 60	28	34.8	5
82870	AD 60	30	36.8	5
82871	AD 60	32	38.8	5
83896	AD 60	34	40.8	5
81483	AD 60	35	41.8	5
81623	AD 60	36	42.8	5
82872	AD 60	38	44.8	5
82873	AD 60	40	46.8	5
82874	AD 60	42	48.8	5
82875	AD 60	45	51.8	5
81484	AD 60	50	56.8	5
174019	AD 60	52	58.8	5
174021	AD 60	55	61.8	5
81485	AD 60	56	62.8	5
155673	AD 60	58	64.8	5
82878	AD 60	60	66.8	5
82879	AD 60	63	69.8	5
82880	AD 60	65	73.8	6
151701	AD 60	67	75.8	6
82881	AD 60	70	78.8	6
82467	AD 60	75	83.8	6
82882	AD 60	80	88.8	6
155638	AD 60	83	91.8	6
174023	AD 60	85	93.8	6
82887	AD 60	90	98.8	6
82888	AD 60	95	103.8	6
82889	AD 60	100	108.8	6
174025	AD 60	105	113.8	6
82892	AD 60	110	118.8	6
174027	AD 60	115	123.8	6
82894	AD 60	120	128.8	6
82895	AD 60	125	133.8	6
82896	AD 60	130	138.8	6
174029	AD 60	135	143.8	6
82898	AD 60	140	148.8	6
125847	AD 60	145	153.8	6
78586	AD 60	150	158.8	6
174031	AD 60	160	168.8	6
174033	AD 60	170	178.8	6
174035	AD 60	180	188.8	6
174037	AD 60	190	198.8	6

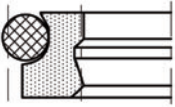
AD 60

Sizes



Item No.	Code	d	D	L
82916	AD 60	200	208.8	6
82917	AD 60	210	218.8	6
82918	AD 60	220	228.8	6
174039	AD 60	230	238.8	6
82941	AD 60	240	248.8	6
174041	AD 60	250	258.8	6
82943	AD 60	260	272.2	8.4
174043	AD 60	270	282.2	8.4
174045	AD 60	280	292.2	8.4
82946	AD 60	290	302.2	8.4
124870	AD 60	295	307.2	8.4
82947	AD 60	300	312.2	8.4
83031	AD 60	310	322.2	8.4
83032	AD 60	320	332.2	8.4
83925	AD 60	400	412.2	8.4
124869	AD 60	420	432.2	8.4
83926	AD 60	440	456	11
83929	AD 60	480	496	11
150967	AD 60	500	516	11
126954	AD 60	615	631	11
150968	AD 60	620	636	11
83931	AD 60	680	700	14





AD 61

Description

Product group	Wiper
Design	D Double wiper
Profile no.	61
Seal material	PTFE 00 9807
O-ring material	NBR 70 0100

Operational application limits

Temperature (°C): -30 to +100
Running speed (m/s): ≤15

Media

Hydraulic oils acc. to DIN 51524
Part 1 - 3, lubricating oils, mineral oil based lubricating greases, highly non-flammable hydraulic fluids HFA, HFB, HFC acc. to VDMA 24317, hot air and water steam.

Function

The AD 61 is a double-acting wiper made of a PTFE-bronze Compound with an O-ring made of NBR as an energising element. It provides a double function wiping the dirt from the rod and retaining the residue oil film with the second lip. The retained oil can be returned to the system through a leakage bore hole.

Installation

With smaller diameters installation in axially accessible installation housings is recommended. With larger diameters, the ring can be installed in closed housing. Subsequent calibration is necessary.

Remarks

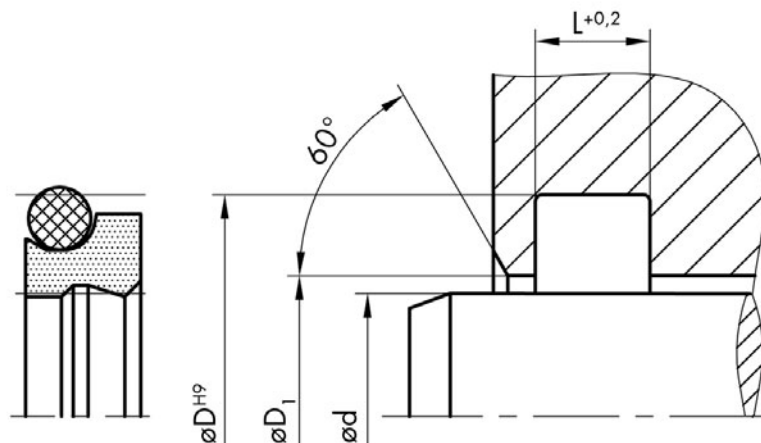
Due to the good sliding properties of PTFE, this wiper is suitable for short stroke cylinders with high running speed and high stroke frequency. The special geometry of the AD 61 makes it robust and able to exert more wiping power on the rod.

Order code

Please include our item numbers in your order. Should you require non-standard dimensions, materials or material combinations, please use the order code on page 12.

Any seal. Any time.

All the items in our standard programme (marked red) are standard stock items. For all other items, please check the availability at www.dichtomatik.de.



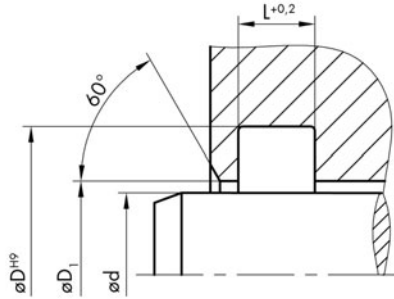
AD 61**Sizes**

Item No.	Code	d	D	L
149734	AD 61	19	26.6	4.2
82454	AD 61	20	27.6	4.2
174050	AD 61	22	29.6	4.2
174052	AD 61	24	31.6	4.2
82560	AD 61	25	32.6	4.2
82607	AD 61	28	35.6	4.2
81480	AD 61	30	37.6	4.2
82561	AD 61	32	39.6	4.2
82562	AD 61	35	42.6	4.2
82563	AD 61	36	43.6	4.2
174054	AD 61	38	45.6	4.2
82565	AD 61	40	48.8	6.3
174056	AD 61	42	50.8	6.3
82567	AD 61	45	53.8	6.3
83851	AD 61	48	56.8	6.3
82568	AD 61	50	58.8	6.3
174058	AD 61	52	60.8	6.3
82570	AD 61	55	63.8	6.3
82571	AD 61	56	64.8	6.3
82572	AD 61	60	68.8	6.3
82573	AD 61	63	71.8	6.3
82574	AD 61	65	73.8	6.3
82575	AD 61	70	82.2	8.1
174060	AD 61	75	87.2	8.1
82577	AD 61	80	92.2	8.1
122056	AD 61	82	94.2	8.1
82578	AD 61	85	97.2	8.1
122054	AD 61	87	99.2	8.1
81486	AD 61	90	102.2	8.1
174062	AD 61	95	107.2	8.1
82580	AD 61	100	112.2	8.1
82581	AD 61	105	117.2	8.1
82582	AD 61	110	122.2	8.1
82583	AD 61	115	127.2	8.1
82584	AD 61	120	132.2	8.1
82585	AD 61	125	137.2	8.1
174064	AD 61	130	142.2	8.1
174066	AD 61	135	147.2	8.1
82588	AD 61	140	156	9.5
82589	AD 61	150	166	9.5
82590	AD 61	160	176	9.5
82591	AD 61	170	186	9.5
174068	AD 61	175	191	9.5
82592	AD 61	180	196	9.5
174070	AD 61	190	206	9.5
82594	AD 61	200	216	9.5
174072	AD 61	210	226	9.5
82596	AD 61	220	236	9.5
82597	AD 61	230	246	9.5
82598	AD 61	240	256	9.5
82599	AD 61	250	266	9.5
82600	AD 61	260	276	9.5
82601	AD 61	270	286	9.5
82602	AD 61	280	296	9.5
174074	AD 61	290	306	9.5

AD 61

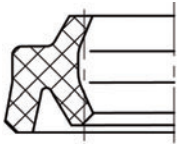
Item No. Code d D L

Sizes



82604	AD 61	300	316	9.5
82605	AD 61	310	326	9.5
82606	AD 61	320	336	9.5
83874	AD 61	350	366	9.5
83875	AD 61	360	376	9.5
83877	AD 61	400	424	14
83878	AD 61	440	464	14
160139	AD 61	450	474	14
157054	AD 61	468	492	14
164553	AD 61	470	494	14
156808	AD 61	490	514	14
83882	AD 61	550	574	14
83883	AD 61	560	584	14
152872	AD 61	570	594	14
125792	AD 61	580	596	9.5
162384	AD 61	600	624	14
83886	AD 61	800	827.3	16





AD 48

Description

Product group	Wiper
Design	D Double wiper
Profile no.	48
Material	TPU 95 3401

Operational application limits

Temperature (°C): -40 to +100
Running speed (m/s): ≤1

Media

Hydraulic oils acc. to DIN 51524
Part 1 - 3, lubricating oils, mineral oil
based lubricating greases, highly non-
flammable hydraulic fluids HFA, HFB,
HFC acc. to VDMA 24317

Function

The AD 48 is a double-acting wiper. It
provides a double function wiping the
dirt from the rod and retaining the
residue oil film with the second lip. The
retained oil can be returned to the
system through a leakage bore hole.

Installation

The wiper can be installed in an axial
semiclosed housing.

Remarks

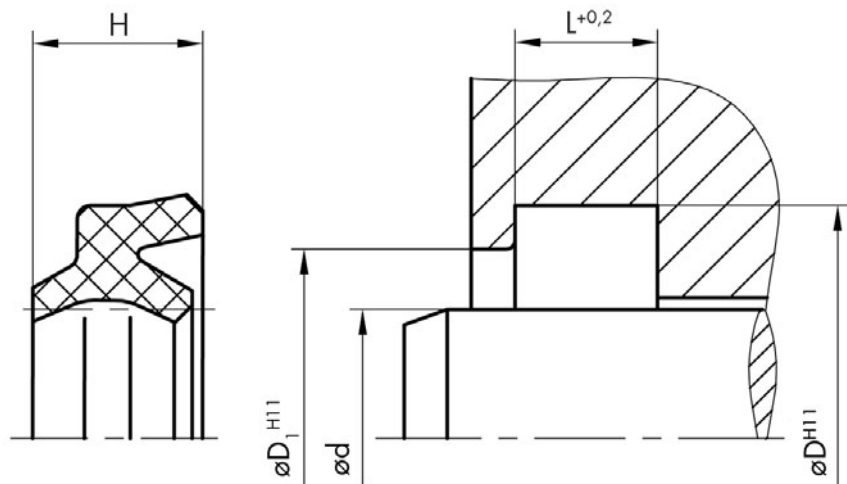
Wipers made of TPU are well suited
for applications in mobile hydraulic
systems which are subjected to a heavy
dirt load. Due to the good wear resi-
stance of Polyurethane, the AD 48
attains a long service life.

Order code

Please include our item numbers in
your order. Should you require non-
standard dimensions, materials or
material combinations, please use the
order code on page 12.

Any seal. Any time.

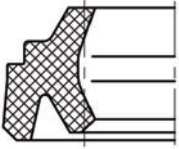
All the items in our standard programme
(marked red) are standard stock items.
For all other items, please check the
availability at www.dichtomatik.de.



AD 48

Sizes

Item No.	Code	d	Dn	D	D ₁	H	L
173675	AD 48	10	16	16.6	13	4.8	3.8
72880	AD 48	12	18	18.6	15	4.8	3.8
84060	AD 48	14	20	20.6	17	4.8	3.8
84114	AD 48	18	24	24.6	21	4.8	3.8
148580	AD 48	20	26	26	22.5	4.8	4
87331	AD 48	20	28	28.6	23	6.8	5.3
88972	AD 48	22	28	28.6	25	4.8	3.8
173669	AD 48	22	30	30.6	25	6.8	5.3
88973	AD 48	25	31	31.6	28	4.8	3.8
173670	AD 48	25	33	33.6	28	6.8	5.3
87361	AD 48	28	36	36.6	31	6.8	5.3
88974	AD 48	28	36	36	31	5.8	5
88975	AD 48	30	38	38	33	5.8	5
173666	AD 48	30	38	38.6	33	6.8	5.3
88976	AD 48	32	40	40	35	5.8	5
87372	AD 48	32	40	40.6	35	6.8	5.3
81547	AD 48	35	43	43.6	38	6.8	5.3
88977	AD 48	36	44	44	39	5.8	5
90166	AD 48	36	44	44.6	39	6.8	5.3
88978	AD 48	40	48	48	43	5.8	5
87374	AD 48	40	48	48.6	43	6.8	5.3
88979	AD 48	45	53	53	48	5.8	5
87380	AD 48	45	53	53.6	48	6.8	5.3
90165	AD 48	45	55	55.6	48	6.8	5.3
173676	AD 48	50	58	58	53	5.8	5
173668	AD 48	50	58	58.6	53	6.8	5.3
90167	AD 48	50	60	60.6	53	6.8	5.3
173665	AD 48	55	63	63.6	58	6.8	5.3
90168	AD 48	55	65	65.6	58	6.8	5.3
173671	AD 48	56	64	64.6	59	6.8	5.3
88980	AD 48	56	66	66	59	6.8	6
87382	AD 48	60	68	68.6	63	6.8	5.3
90169	AD 48	60	70	70.6	63	6.8	5.3
173672	AD 48	63	71	71.6	66	6.8	5.3
173677	AD 48	63	73	73.6	66	6.8	5.3
173673	AD 48	65	73	73.6	68	6.8	5.3
90171	AD 48	70	80	80.6	73	6.8	5.3
173678	AD 48	75	85	85.6	78	6.8	5.3
90172	AD 48	75	87	87.2	81	9	7.1
88981	AD 48	80	90	90	83	6.8	6
90173	AD 48	80	92	92.2	86	9	7.1
87391	AD 48	85	97	97.2	91	10	7.1
88982	AD 48	90	100	100	93	6.8	6
87392	AD 48	90	102	102.2	96	9	7.1
90174	AD 48	95	107	107.2	101	9	7.1
130329	AD 48	100	110	110.2	104	8	6.3
173667	AD 48	100	112	112.2	106	9	7.1
173674	AD 48	110	122	122.2	116	10	7.1
88983	AD 48	110	125	125	114	9.5	8.5
90175	AD 48	115	127	127.2	121	9	7.1
90176	AD 48	135	147	147.2	141	9	7.1
108489	AD 48	140	155	155	144	9.5	8.5
90177	AD 48	155	167	167.2	161	9.5	7.1
90178	AD 48	160	172	172.2	166	9.5	7.1
90179	AD 48	185	197	197.2	191	9.5	7.1
90180	AD 48	215	227	227.2	211	9.5	7.1



AD 51

Description

Product group	Wiper
Design	D Double wiper
Profile no.	51
Material	NBR 90 3006

Operational application limits

Temperature (°C): -40 to +100

Running speed (m/s): ≤ 1

Media

Hydraulic oils acc. to DIN 51524 Part 1 - 3, lubricating oils, mineral oil based lubricating greases, highly non-flammable hydraulic fluids HFA, HFB, HFC acc. to VDMA 24317

Function

The AD 51 is a double-acting wiper. It provides a double function wiping the dirt from the rod and retaining the residue oil film with the second lip. The retained oil can be returned to the system through a leakage bore hole.

Installation

The wiper can be installed in an axial semiclosed housing.

Remarks

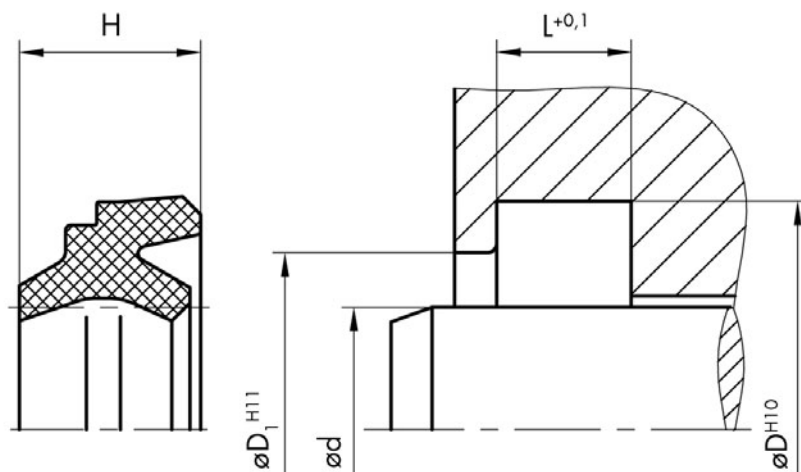
Double wipers made of NBR are used in hydraulics and pneumatics. They are suitable for piston rods with high stroke speeds. Due to the additional diameter step on the outer fit, the AD 51 provides better sealing and exerts a stronger wiping force on the rod.

Order code

Please include our item numbers in your order. Should you require non-standard dimensions, materials or material combinations, please use the order code on page 12.

Any seal. Any time.

All the items in our standard programme (marked red) are standard stock items. For all other items, please check the availability at www.dichtomatik.de.



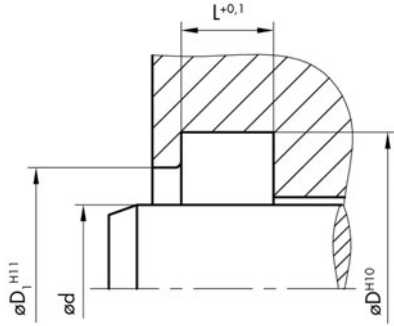
AD 51

Sizes

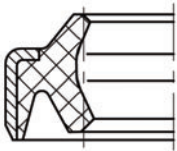
Item No.	Code	d	D	D ₁	H	L
123092	AD 51	8	14	11.8	5	4
7829	AD 51	8	14.2		5	3.6
84967	AD 51	10	18	13.5	8	6
78198	AD 51	12	20	15.5	8	6
84982	AD 51	14	22	17.5	8	6
84983	AD 51	15	23	18.5	8	6
156828	AD 51	16	24	19.5	7	6
173654	AD 51	16	24	19.5	8	6
78199	AD 51	18	26	21.5	8	6
82995	AD 51	20	28	23.5	8	6
78419	AD 51	22	30	25.5	8	6
84984	AD 51	24	32	27.5	8	6
84985	AD 51	25	33	28.5	8	6
133727	AD 51	26	34	29.5	8	6
74936	AD 51	28	36	31.5	8	6
84986	AD 51	30	38	33.5	8	6
74937	AD 51	32	40	35.5	8	6
84981	AD 51	35	43	38.5	8	6
77631	AD 51	36	44	39.5	8	6
84987	AD 51	37	45	40.5	8	6
84988	AD 51	38	46	41.5	8	6
173656	AD 51	40	48	43.5	5	4
81693	AD 51	40	48	43.5	8	6
84989	AD 51	42	50	45.5	8	6
78715	AD 51	45	53	48.5	8	6
84990	AD 51	46	54	49.5	8	6
84991	AD 51	48	56	51.5	8	6
77831	AD 51	50	58	53.5	8	6
84992	AD 51	52	60	55.5	8	6
84993	AD 51	55	63	58.5	8	6
72686	AD 51	56	64	59.5	8	6
35983	AD 51	60	68	63.5	8	6
84994	AD 51	63	71	66.5	8	6
84995	AD 51	65	73	68.5	8	6
84996	AD 51	68	76	71.5	8	6
72684	AD 51	70	78	73.5	8	6
81683	AD 51	75	83	78.5	8	6
77338	AD 51	80	88	83.5	8	6
75336	AD 51	85	93	88.5	8	6
72685	AD 51	90	98	93.5	8	6
84997	AD 51	95	103	98.5	8	6
84998	AD 51	100	108	104	8	6
85382	AD 51	105	117	110	11	8.2
85515	AD 51	110	122	115	11	8.2
84965	AD 51	115	127	120	11	8.2
85516	AD 51	120	132	125	11	8.2
72687	AD 51	125	137	130	11	8.2
85517	AD 51	130	142	135	11	8.2
85518	AD 51	135	147	140	11	8.2
85519	AD 51	140	152	145	11	8.2
85520	AD 51	145	157	150	11	8.2
85521	AD 51	150	162	155	11	8.2
85522	AD 51	155	167	160	11	8.2
84935	AD 51	160	172	165	11	8.2
85523	AD 51	165	177	170	11	8.2

AD 51

Sizes



Item No.	Code	d	D	D ₁	H	L
85524	AD 51	170	182	175	11	8.2
85525	AD 51	180	192	185	11	8.2
85526	AD 51	185	197	190	11	8.2
85527	AD 51	190	202	195	11	8.2
90111	AD 51	195	207	200	11	8.2
85528	AD 51	200	212	205	11	8.2
90097	AD 51	205	220	212	13	9.5
90098	AD 51	210	225	217	13	9.5
90099	AD 51	220	235	227	13	9.5
90100	AD 51	225	240	232	13	9.5
133728	AD 51	230	245	237	13	9.5
90101	AD 51	240	255	247	13	9.5
90102	AD 51	250	265	257	13	9.5
90103	AD 51	260	275	267	13	9.5
90104	AD 51	275	290	282	13	9.5
75743	AD 51	280	295	287	13	9.5
90105	AD 51	290	305	297	13	9.5
90106	AD 51	300	315	307	13	9.5
90107	AD 51	320	335	327	13	9.5
90108	AD 51	350	365	357	13	9.5
90109	AD 51	360	375	367	13	9.5
90110	AD 51	370	385	377	13	9.5
173657	AD 51	400	415	407	13	9.5



ADM 55

Description

Product group	Wiper
Design	DM Double wiper, with metal bonded fit
Profile no.	55
Material	TPU 95 3401, steel acc. to DIN EN 10139

Operational application limits

Temperature (°C): -40 to +100
Running speed (m/s): ≤ 1

Media

Hydraulic oils acc. to DIN 51524 Part 1 - 3, lubricating oils, mineral oil based lubricating greases, highly non-flammable hydraulic fluids HFA, HFB, HFC acc. to VDMA 24317

Function

The ADM 55 is a double-acting wiper. It provides a double function wiping the dirt from the rod and retaining the residue oil film with the second lip. The retained oil can be returned to the system through a leakage bore hole. On the outer circumference, a metal caged ring is vulcanised onto the TPU body.

Installation

Wipers of the ADM 55 design can be installed in an axially accessible installation housing. The advantage lies in the simple design of the installation housing and practical easy installation, in particular with smaller diameters. Please note that the installation housing has to be designed with light chamfering (see table page 8).

Remarks

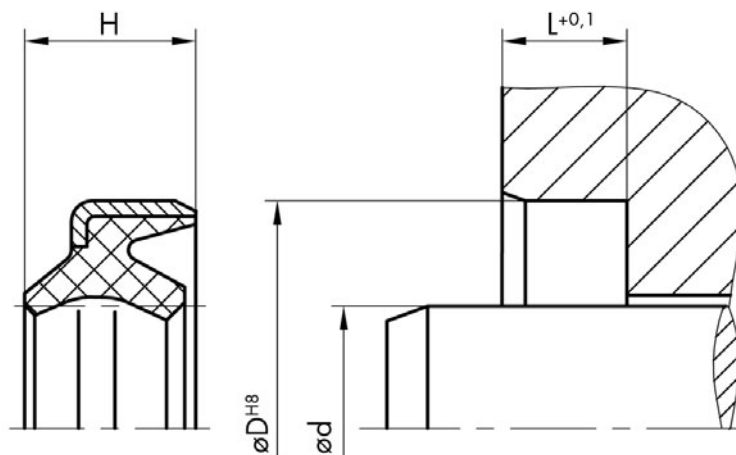
Wipers made of TPU are well suited for applications in mobile hydraulic systems which are subjected to a heavy dirt load. Due to the good wear resistance of Polyurethane, the ADM 55 has a long service life. The metal angle ring ensures the functionally correct fit of the wiper in the installation housing due to a press fit allowance. The design of the metal angle ring leaves only a small surface area open to attack by corrosive media.

Order code

Please include our item numbers in your order. Should you require non-standard dimensions, materials or material combinations, please use the order code on page 12.

Any seal. Any time.

All the items in our standard programme (marked red) are standard stock items. For all other items, please check the availability at www.dichtomatik.de.



ADM 55**Sizes**

Item No.	Code	d	D	H	L
143435	ADM 55	19	26	7	5
133260	ADM 55	19	27	6	4
117909	ADM 55	20	32	9	6
117919	ADM 55	25	37	9	6
117920	ADM 55	30	42	9	6
117921	ADM 55	32	44	10	7
135031	ADM 55	32	52	11	8
117922	ADM 55	34	46	10	7
117923	ADM 55	35	47	10	7
135033	ADM 55	36	48	10	7
117924	ADM 55	38	50	10	7
117925	ADM 55	40	52	10	7
117926	ADM 55	45	57	10	7
117927	ADM 55	50	62	10	7
135032	ADM 55	50	72	10	8
117928	ADM 55	55	69	11	8
117929	ADM 55	60	74	11	8
117930	ADM 55	65	79	11	8
155671	ADM 55	70	83	11	8
117931	ADM 55	70	84	11	8
117932	ADM 55	75	89	11	8
117933	ADM 55	80	94	12	8
117934	ADM 55	85	99	11	8
117935	ADM 55	90	104	11	8
117936	ADM 55	95	109	11	8
117937	ADM 55	100	114	11	8
117938	ADM 55	105	121	12	9
117939	ADM 55	110	126	12	9
117940	ADM 55	115	131	12	9
117941	ADM 55	120	136	12	9
117942	ADM 55	130	146	12	9
117943	ADM 55	140	160	14	10



Overview

Description	Product group	Design	Profile no.	Speci- fication	Model	Mat.	Hard. Sh-A	Com- pound	max. speed m/s	max. surface pressure N/mm ²	Temp.- range °C	Page
-------------	---------------	--------	-------------	--------------------	-------	------	---------------	---------------	----------------------	---	-----------------------	------

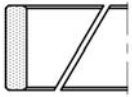
Guide elements



FB 01	F	B	01			PTFE	00	9853	15	15	-60/+200	260
--------------	---	---	----	--	--	------	----	------	----	----	----------	-----



FB 05	F	B	05			HG	00	0301	1	350	-50/+130	262
--------------	---	---	----	--	--	----	----	------	---	-----	----------	-----



FRK 01	F	RK	01		30	PTFE	00	9853	15	15	-60/+200	264
---------------	---	----	----	--	----	------	----	------	----	----	----------	-----



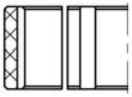
FRK 05	F	RK	05		45	HG	00	0301	1	350	-50/+130	268
---------------	---	----	----	--	----	----	----	------	---	-----	----------	-----



FRS 01	F	RS	01		30	PTFE	00	9853	15	15	-60/+200	272
---------------	---	----	----	--	----	------	----	------	----	----	----------	-----



FRS 05	F	RS	05		45	HG	00	0301	1	350	-50/+130	278
---------------	---	----	----	--	----	----	----	------	---	-----	----------	-----



FRS 06	F	RS	06	EN		POM	00	3003	1	35	-30/+110	284
---------------	---	----	----	----	--	-----	----	------	---	----	----------	-----

Selection table
Piston guide rings

PG	Design D	d	L	PTFE bronze		PTFE carbon	POM glass	Phenolic resin	Phenolic resin	Phenolic resin	Polyester resin
				00 9853	00 9809	graphite	cotton fabric	fine cotton	synthetic fibre	Polyester	
				PTFE 00 9853	PTFE 00 9809	POM 00 3003	HG 00 0303	HG 00 0304	HG 00 0301	HG 00 0302	
F	RK	18	13	5.6	X				X		
F	RK	18	14	9.7	X				X		
F	RK	20	15	5.6					X		
F	RK	20	16	9.7	X		X		X		
F	RK	20	15	9.7					X		
F	RK	20	16	9.7					X		
F	RK	22	17	5.6	X				X		
F	RK	22	18	9.7	X		X		X		
F	RK	25	20	5.6	X		X		X		
F	RK	25	20	9.7	X		X		X		
F	RK	25	21	9.7	X		X		X		
F	RK	28	23	5.6	X				X		
F	RK	28	24	9.7	X		X		X		
F	RK	30	25	5.6	X		X		X		
F	RK	30	25	9.7	X		X		X		
F	RK	30	26	9.7	X		X		X		
F	RK	32	27	5.6	X		X		X		
F	RK	32	27	9.7	X		X		X		
F	RK	32	28	5.6					X		
F	RK	32	28	9.7	X		X		X		
F	RK	35	30	5.6	X		X		X		
F	RK	35	30	9.7	X		X		X		
F	RK	35	31	9.7	X		X		X		
F	RK	36	32	9.7	X		X		X		
F	RK	38	33	9.7					X		
F	RK	38	34	9.7	X		X		X		
F	RK	40	35	5.6	X		X		X		
F	RK	40	35	9.7	X		X		X		
F	RK	40	35	12					X		
F	RK	40	35	15					X		
F	RK	40	36	9.7					X		
F	RK	42	37	5.6	X		X		X		
F	RK	42	37	9.7	X		X		X		
F	RK	42	38	9.7	X		X		X		
F	RK	45	40	5.6	X		X	X	X		X
F	RK	45	40	9.7	X		X	X	X		X
F	RK	45	40	15					X		
F	RK	48	43	5.6	X				X		
F	RK	48	43	9.7	X		X	X	X		
F	RK	50	45	5.6	X		X	X	X		X
F	RK	50	45	9.7	X		X	X	X		X
F	RK	50	45	12					X		
F	RK	50	45	15					X		
F	RK	50	45	25					X		
F	RK	50	46	10					X		
F	RK	52	46	12.8	X		X		X		
F	RK	52	47	5.6	X		X		X		
F	RK	55	49	12.8	X		X		X		
F	RK	55	50	5.6	X		X	X	X		X
F	RK	55	50	9.7	X		X	X	X		

Selection table
Piston guide rings

PG	Design D	d	L	PTFE bronze PTFE 00 9853	PTFE carbon graphite PTFE 00 9809	POM glass POM 00 3003	Phenolic resin cotton fabric HG 00 0303	Phenolic resin fine cotton fabric HG 00 0304	Phenolic resin synthetic fibre fabric/PTFE HG 00 0301	Polyester resin Polyester fabric HG 00 0302
F	RK	55	50	15					X	
F	RK	56	50	9.7	X	X	X			
F	RK	58	52	9.7	X	X	X	X	X	X
F	RK	58	52	12.8	X	X	X		X	
F	RK	60	54	12.8	X	X		X		
F	RK	60	55	5.6	X		X		X	
F	RK	60	55	9.7	X		X	X	X	X
F	RK	60	55	15					X	
F	RK	60	56	8					X	
F	RK	62	56	12.8	X	X	X			
F	RK	63	57	12.8	X	X				
F	RK	63	58	5.6	X	X	X		X	
F	RK	63	58	9.7	X	X	X	X	X	X
F	RK	63	58	15					X	
F	RK	63	58	20					X	
F	RK	63	59	10					X	
F	RK	63	59	20					X	
F	RK	63	58	25					X	
F	RK	65	59	12.8	X	X				
F	RK	65	60	5.6	X	X	X		X	
F	RK	65	60	9.7	X	X	X	X	X	X
F	RK	65	60	15					X	
F	RK	68	63	5.6	X		X		X	
F	RK	68	63	9.7	X		X	X	X	
F	RK	68	63	9.7	X		X	X	X	
F	RK	68	62	12.8	X	X	X			
F	RK	68	63	5.6	X	X	X		X	
F	RK	68	63	9.7	X	X	X	X	X	X
F	RK	70	64	12.8	X	X				
F	RK	70	65	5.6					X	
F	RK	70	65	9.7	X		X		X	
F	RK	70	65	15					X	
F	RK	75	69	12.8	X	X				
F	RK	75	70	5.6	X	X	X		X	
F	RK	75	70	9.7	X	X	X	X	X	X
F	RK	75	70	15					X	
F	RK	80	74	12.8	X	X				
F	RK	80	75	5.6	X	X	X	X	X	
F	RK	80	75	9.7	X	X	X	X	X	X
F	RK	80	75	15					X	
F	RK	80	75	20					X	
F	RK	80	75	25					X	
F	RK	80	76	15.2					X	
F	RK	85	80	5.6	X	X	X		X	
F	RK	85	80	9.7	X	X	X	X	X	X
F	RK	85	80	15	X		X		X	
F	RK	85	80	20					X	
F	RK	90	85	5.6	X		X	X	X	
F	RK	90	85	9.7	X		X		X	
F	RK	90	85	15					X	
F	RK	90	85	20					X	

Selection table
Piston guide rings

PG	Design	D	d	L	PTFE bronze	PTFE carbon	POM glass	Phenolic resin	Phenolic resin	Phenolic resin	Polyester resin
					PTFE 00 9853	PTFE 00 9809	POM 00 3003	cotton fabric	fine cotton fabric	synthetic fibre fabric/PTFE	Polyester fabric
F	RK	90	85	25							X
F	RK	95	90	5.6	X	X	X	X	X	X	
F	RK	95	90	9.7	X	X	X	X	X	X	X
F	RK	95	90	15	X	X				X	
F	RK	100	95	5.6	X	X	X	X		X	
F	RK	100	95	9.7	X	X	X	X	X	X	X
F	RK	100	95	15						X	
F	RK	100	95	20						X	
F	RK	100	95	25						X	
F	RK	105	100	5.6	X	X	X	X			
F	RK	105	100	9.7	X	X	X	X	X	X	X
F	RK	105	100	15	X	X				X	
F	RK	110	104	12.8	X		X			X	
F	RK	110	105	9.7	X	X		X		X	
F	RK	110	105	15	X	X		X		X	
F	RK	110	105	20						X	
F	RK	110	105	25						X	
F	RK	110	106	20						X	
F	RK	115	109	12.8	X		X				
F	RK	115	110	12.8	X	X	X	X			
F	RK	115	110	15	X	X	X	X		X	X
F	RK	115	110	20						X	
F	RK	120	114	12.8	X		X			X	
F	RK	120	115	9.7	X	X		X		X	
F	RK	120	115	15	X	X		X		X	X
F	RK	120	115	20						X	
F	RK	120	115	25						X	
F	RK	125	119	12.8	X		X				
F	RK	125	120	5.6	X	X	X	X			
F	RK	125	120	9.7	X	X	X	X	X	X	X
F	RK	125	120	15	X	X		X		X	
F	RK	125	120	20						X	
F	RK	125	120	25						X	
F	RK	130	124	12.8	X						
F	RK	130	125	5.6						X	
F	RK	130	125	9.7	X	X		X	X	X	
F	RK	130	125	15	X	X		X		X	X
F	RK	130	125	20						X	
F	RK	130	125	25						X	
F	RK	135	130	15						X	
F	RK	135	130	25						X	
F	RK	135	130	45						X	
F	RK	140	135	9.7						X	
F	RK	140	135	15	X	X		X		X	X
F	RK	140	135	20						X	
F	RK	140	135	25						X	
F	RK	140	135	30						X	
F	RK	145	140	15						X	
F	RK	150	145	9.7						X	
F	RK	150	145	15	X	X				X	X

Selection table
Piston guide rings

PG	Design	D	d	L	PTFE bronze	PTFE carbon graphite	POM glass	Phenolic resin cotton fabric	Phenolic resin fine cotton fabric	Phenolic resin synthetic fibre fabric/PTFE	Polyester resin Polyester fabric
					PTFE 00 9853	PTFE 00 9809	POM 00 3003	HG 00 0303	HG 00 0304	HG 00 0301	HG 00 0302
F	RK	150	145	20						X	
F	RK	150	145	25						X	
F	RK	155	150	25						X	
F	RK	160	155	9.7	X	X		X		X	
F	RK	160	155	15	X	X				X	X
F	RK	160	155	20						X	
F	RK	160	155	25						X	
F	RK	160	155	35						X	
F	RK	160	155	40						X	
F	RK	165	160	9.7						X	
F	RK	165	160	15						X	
F	RK	165	160	25						X	
F	RK	165	160	30						X	
F	RK	170	165	15	X	X				X	
F	RK	170	165	25						X	
F	RK	170	165	30						X	
F	RK	175	170	15						X	
F	RK	175	170	25						X	
F	RK	175	170	30						X	
F	RK	180	172	9.7						X	
F	RK	180	175	9.7	X			X		X	
F	RK	180	175	15	X					X	X
F	RK	180	175	25						X	
F	RK	180	175	30						X	
F	RK	185	180	15						X	
F	RK	185	180	25						X	
F	RK	190	185	15	X					X	
F	RK	190	185	20						X	
F	RK	190	185	25						X	
F	RK	195	190	9.7						X	
F	RK	195	190	15						X	
F	RK	200	195	5.6						X	
F	RK	200	195	9.7	X			X		X	X
F	RK	200	195	15	X	X				X	X
F	RK	200	195	20						X	
F	RK	200	195	25	X					X	X
F	RK	200	195	30						X	
F	RK	200	195	40						X	
F	RK	210	205	15	X	X				X	X
F	RK	210	205	25						X	
F	RK	210	206	25						X	
F	RK	220	215	15	X	X				X	X
F	RK	220	215	20						X	
F	RK	220	215	25	X					X	X
F	RK	220	215	30						X	
F	RK	220	215	40						X	
F	RK	224	219	30						X	
F	RK	225	220	25						X	
F	RK	225	220	30						X	
F	RK	230	225	15	X	X				X	X

Selection table
Piston guide rings

PG	Design D	d	L	PTFE bronze PTFE 00 9853	PTFE carbon graphite PTFE 00 9809	POM glass POM 00 3003	Phenolic resin cotton fabric HG 00 0303	Phenolic resin fine cotton fabric HG 00 0304	Phenolic resin synthetic fibre fabric/PTFE HG 00 0301	Polyester resin fabric HG 00 0302
F	RK 230	225	25	X					X	X
F	RK 230	225	30						X	
F	RK 230	225	40						X	
F	RK 235	230	25						X	
F	RK 235	230	30						X	
F	RK 240	235	15	X					X	
F	RK 240	235	20						X	
F	RK 240	235	25	X					X	
F	RK 240	235	30						X	
F	RK 240	235	40						X	
F	RK 245	240	9.7						X	
F	RK 245	240	15						X	
F	RK 245	240	20						X	
F	RK 245	240	25						X	
F	RK 245	240	30						X	
F	RK 250	245	15	X	X				X	X
F	RK 250	245	20						X	
F	RK 250	245	25	X					X	X
F	RK 250	245	30						X	
F	RK 260	255	15						X	
F	RK 260	255	25						X	
F	RK 260	255	30						X	
F	RK 270	265	15						X	
F	RK 270	265	20						X	
F	RK 270	265	25						X	
F	RK 270	265	30						X	
F	RK 275	270	30						X	
F	RK 280	275	9.7						X	
F	RK 280	275	15	X	X				X	X
F	RK 280	275	20						X	
F	RK 280	275	25	X					X	X
F	RK 280	275	30						X	
F	RK 285	280	30						X	
F	RK 290	285	9.7						X	
F	RK 290	285	15						X	
F	RK 290	285	25						X	
F	RK 300	295	9.7						X	
F	RK 300	295	15	X	X				X	X
F	RK 300	295	20						X	
F	RK 300	295	25	X					X	X
F	RK 300	295	30						X	
F	RK 300	295	40						X	
F	RK 305	300	25						X	
F	RK 310	305	9.7						X	
F	RK 315	310	25						X	
F	RK 320	315	9.7						X	
F	RK 320	315	15	X	X				X	X
F	RK 320	315	25	X					X	X
F	RK 320	315	30						X	
F	RK 320	315	40						X	

Selection table
Piston guide rings

PG	Design	D	d	L	PTFE bronze	PTFE carbon graphite	POM glass	Phenolic resin cotton fabric	Phenolic resin fine cotton fabric	Phenolic resin synthetic fibre fabric/PTFE	Polyester resin Polyester fabric
					PTFE 00 9853	PTFE 00 9809	POM 00 3003	HG 00 0303	HG 00 0304	HG 00 0301	HG 00 0302
F	RK	325	320	9.7						X	
F	RK	330	325	9.7						X	
F	RK	330	325	25						X	
F	RK	330	325	40						X	
F	RK	335	330	9.7						X	
F	RK	340	335	25						X	
F	RK	345	340	30						X	
F	RK	350	340	25						X	
F	RK	350	345	9.7						X	
F	RK	350	345	15	X	X				X	X
F	RK	350	345	20						X	
F	RK	350	345	25	X					X	X
F	RK	350	345	50						X	
F	RK	360	355	9.7						X	
F	RK	360	355	15	X					X	X
F	RK	360	355	20						X	
F	RK	360	355	25	X					X	X
F	RK	360	355	30						X	
F	RK	370	365	25						X	
F	RK	370	365	30						X	
F	RK	380	375	15						X	
F	RK	380	375	25	X					X	X
F	RK	380	375	30						X	
F	RK	390	385	15						X	
F	RK	400	300	160						X	
F	RK	400	392	40						X	
F	RK	400	395	15						X	
F	RK	400	395	25	X					X	X
F	RK	400	395	30						X	
F	RK	400	395	40	X					X	
F	RK	410	405	15						X	
F	RK	410	405	25						X	
F	RK	415	410	25						X	
F	RK	420	415	25	X					X	X
F	RK	430	425	25						X	
F	RK	440	435	40						X	
F	RK	450	442	25						X	
F	RK	450	445	25	X					X	X
F	RK	450	445	40	X					X	
F	RK	460	455	25						X	
F	RK	480	475	25	X					X	X
F	RK	500	495	25	X					X	X
F	RK	500	495	40	X					X	
F	RK	520	515	25	X					X	X
F	RK	550	545	25	X					X	X
F	RK	600	595	25	X						X
F	RK	650	645	25	X						X

Selection table
Rod guide rings

PG	Design d	D	L	PTFE bronze	PTFE carbon graphite	POM glass	Phenolic resin cotton fabric	Phenolic resin fine cotton fabric	Phenolic resin synthetic fibre fabric/PTFE	Polyester resin Polyester fabric
				PTFE 00 9853	PTFE 00 9809	POM 00 3003	HG 00 0303	HG 00 0304	HG 00 0301	HG 00 0302
F	RS	16	20	9.7	X	X			X	
F	RS	18	22	9.7	X	X			X	
F	RS	18	23	9.7					X	
F	RS	20	24	9.7	X	X			X	
F	RS	20	25	5.6	X	X			X	
F	RS	20	25	9.7	X	X			X	
F	RS	22	26	9.7	X	X			X	
F	RS	22	27	5.6	X	X			X	
F	RS	22	27	9.7	X	X			X	
F	RS	25	29	9.7	X	X			X	
F	RS	25	30	5.6	X	X			X	
F	RS	25	30	9.7	X	X			X	
F	RS	25	30	15					X	
F	RS	25	30	25					X	
F	RS	27	32	5.6	X	X			X	
F	RS	27	32	9.7	X	X			X	
F	RS	28	32	9.7	X	X			X	
F	RS	28	33	5.6	X	X			X	
F	RS	28	33	9.7					X	
F	RS	30	34	9.7	X	X			X	
F	RS	30	35	5.6	X	X			X	
F	RS	30	35	9.7	X	X			X	X
F	RS	30	35	15					X	
F	RS	32	37	5.6	X	X			X	X
F	RS	32	37	9.7	X	X			X	
F	RS	32	37	15					X	
F	RS	33	38	9.7					X	
F	RS	35	39	9.7	X	X			X	
F	RS	35	40	5.6	X	X			X	X
F	RS	35	40	9.7	X	X		X	X	X
F	RS	35	40	15					X	
F	RS	35	41	20					X	
F	RS	36	39	5.6					X	
F	RS	36	39	15					X	
F	RS	36	40	9.7	X	X			X	
F	RS	36	41	5.6	X	X			X	X
F	RS	36	41	9.7	X	X			X	X
F	RS	36	41	15					X	
F	RS	36	41	20					X	
F	RS	36	41	25					X	
F	RS	36	42	9.7					X	
F	RS	38	42	9.7	X	X			X	X
F	RS	40	44	9.7	X	X			X	
F	RS	40	45	5.6	X	X	X		X	X
F	RS	40	45	9.7	X	X	X	X	X	X
F	RS	40	45	15					X	
F	RS	40	45	20					X	
F	RS	40	45	25					X	
F	RS	42	46	9.7	X	X			X	
F	RS	42	47	5.6					X	

Selection table
Rod guide rings

PG	Design d	D	L	PTFE bronze	PTFE carbon graphite	POM glass	Phenolic resin cotton fabric	Phenolic resin fine cotton fabric	Phenolic resin synthetic fibre fabric/PTFE	Polyester resin Polyester fabric
				PTFE 00 9853	PTFE 00 9809	POM 00 3003	HG 00 0303	HG 00 0304	HG 00 0301	HG 00 0302
F	RS	42	47	9.7					X	
F	RS	43	48	9.7					X	
F	RS	45	50	5.6	X	X	X	X	X	X
F	RS	45	50	9.7	X	X	X	X	X	X
F	RS	45	50	15					X	
F	RS	45	50	20					X	
F	RS	45	51	9.7	X	X	X			
F	RS	50	55	5.6	X	X	X		X	X
F	RS	50	55	9.7	X	X	X		X	
F	RS	50	55	15					X	
F	RS	50	55	20					X	
F	RS	50	55	25					X	
F	RS	50	56	9.7	X	X	X			
F	RS	52	57	9.7					X	
F	RS	52	58	9.7	X	X	X	X	X	X
F	RS	52	58	12.8	X		X		X	
F	RS	55	60	5.6					X	
F	RS	55	60	9.7					X	
F	RS	55	60	15					X	
F	RS	55	60	20					X	
F	RS	55	60	25					X	
F	RS	55	61	9.7	X	X	X			
F	RS	55	70	85					?	
F	RS	56	61	5.6	X	X	X		X	
F	RS	56	61	9.7	X	X	X	X	X	X
F	RS	56	61	15					X	
F	RS	56	61	20					X	
F	RS	56	61	25					X	
F	RS	56	62	12.8	X	X	X			
F	RS	58	63	5.6	X	X	X		X	
F	RS	58	63	9.7	X	X	X	X	X	X
F	RS	60	65	5.6	X	X	X		X	
F	RS	60	65	9.7	X	X	X	X	X	X
F	RS	60	65	15					X	
F	RS	60	65	20					X	
F	RS	60	65	25					X	
F	RS	60	66	12.8	X	X	X			
F	RS	61	67	12.8	X	X	X			
F	RS	62	68	12.8	X	X	X			
F	RS	63	68	5.6	X	X	X		X	
F	RS	63	68	9.7	X	X	X	X	X	X
F	RS	63	68	15					X	
F	RS	63	68	20					X	
F	RS	63	69	12.8	X	X	X		X	
F	RS	65	70	9.7	X		X		X	
F	RS	65	70	15					X	
F	RS	65	70	20					X	
F	RS	65	70	25					X	
F	RS	65	71	12.8	X	X	X			
F	RS	66	72	12.8	X	X	X			

Selection table
Rod guide rings

PG	Design	d	D	L	PTFE bronze	PTFE carbon	POM glass	Phenolic resin	Phenolic resin	Phenolic resin	Polyester resin
					PTFE 00 9853	PTFE 00 9809	POM 00 3003	cotton fabric	fine cotton fabric	synthetic fibre fabric/PTFE	Polyester fabric
F	RS	70	75	5.6	X	X	X	X		X	
F	RS	70	75	9.7	X	X	X	X	X	X	X
F	RS	70	75	15						X	
F	RS	70	75	20						X	
F	RS	70	75	25						X	
F	RS	70	75	29						X	
F	RS	70	76	12.8	X		X	X			
F	RS	75	79	9.7						X	
F	RS	75	80	5.6	X	X	X	X	X	X	
F	RS	75	80	9.7	X	X	X	X	X	X	X
F	RS	75	80	15						X	
F	RS	75	80	20						X	
F	RS	75	80	25						X	
F	RS	75	81	12.8	X	X	X	X			
F	RS	75	83	9.7						X	
F	RS	80	85	5.6	X	X	X	X		X	
F	RS	80	85	9.7	X	X	X	X	X	X	X
F	RS	80	85	15	X	X		X		X	
F	RS	80	85	20						X	
F	RS	80	85	25						X	
F	RS	80	85	30						X	
F	RS	85	90	5.6						X	
F	RS	85	90	9.7						X	
F	RS	85	90	15						X	
F	RS	85	90	20						X	
F	RS	85	90	25						X	
F	RS	90	86	12.8	X		X	X			
F	RS	90	95	5.6	X	X	X	X	X	X	
F	RS	90	95	9.7	X	X	X	X	X	X	X
F	RS	90	95	15	X	X		X		X	
F	RS	90	95	20						X	
F	RS	90	95	25						X	
F	RS	90	96	12.8	X		X	X			
F	RS	95	100	5.6	X	X	X	X			
F	RS	95	100	9.7	X	X	X	X	X	X	X
F	RS	95	101	12.8	X	X	X	X			
F	RS	100	105	5.6	X	X	X	X		X	
F	RS	100	105	9.7	X	X	X	X	X	X	X
F	RS	100	105	15	X	X		X		X	
F	RS	100	105	20						X	
F	RS	100	105	25						X	
F	RS	100	106	12.8	X	X	X	X			
F	RS	105	110	5.6						X	
F	RS	105	110	9.7	X	X		X			
F	RS	105	110	15	X	X		X		X	
F	RS	105	110	20						X	
F	RS	105	110	25						X	
F	RS	110	115	5.6						X	
F	RS	110	115	9.7						X	
F	RS	110	115	12.8	X	X	X	X			

Selection table
Rod guide rings

PG	Design d	D	L	PTFE bronze	PTFE carbon	POM glass	Phenolic resin	Phenolic resin	Phenolic resin	Polyester resin
				PTFE 00 9853	PTFE 00 9809	POM 00 3003	cotton fabric	fine cotton	synthetic fibre	Polyester
							HG 00 0303	HG 00 0304	HG 00 0301	HG 00 0302
F	RS	110	115	15	X	X	X		X	X
F	RS	110	115	20					X	
F	RS	110	115	25					X	
F	RS	115	120	9.7	X	X	X		X	
F	RS	115	120	15	X	X	X		X	X
F	RS	115	120	20					X	
F	RS	115	120	30					X	
F	RS	115	120	35					X	
F	RS	115	121	12.8	X	X	X			
F	RS	120	125	5.6	X	X	X		X	
F	RS	120	125	9.7	X	X	X	X	X	X
F	RS	120	125	15	X	X	X		X	
F	RS	120	125	25					X	
F	RS	120	125	30					X	
F	RS	120	125	35					X	
F	RS	120	126	12.8	X	X	X			
F	RS	125	130	9.7	X	X	X	X	X	
F	RS	125	130	15	X	X	X		X	X
F	RS	125	130	25					X	
F	RS	125	130	30					X	
F	RS	125	131	12.8	X	X	X			
F	RS	130	135	9.7	X		X		X	
F	RS	130	135	15	X				X	
F	RS	130	135	20					X	
F	RS	130	135	25					X	
F	RS	130	136	12.8	X	X	X			
F	RS	135	140	9.7					X	
F	RS	135	140	15	X	X	X		X	X
F	RS	135	141	12.8	X	X	X			
F	RS	140	145	9.7	X		X		X	
F	RS	140	145	15	X		X		X	X
F	RS	140	145	20					X	
F	RS	140	145	25					X	
F	RS	140	145	30					X	
F	RS	140	145	40					X	
F	RS	140	146	12.8	X	X				
F	RS	145	150	9.7					X	
F	RS	150	155	9.7	X		X		X	
F	RS	150	155	15	X	X			X	X
F	RS	150	155	20	X	X			X	
F	RS	150	155	25					X	
F	RS	150	155	30					X	
F	RS	150	156	12.8						
F	RS	155	160	15					X	
F	RS	155	160	25					X	
F	RS	155	160	30					X	
F	RS	160	165	9.7	X	X	X		X	
F	RS	160	165	15	X	X			X	
F	RS	160	165	20					X	
F	RS	160	165	25					X	

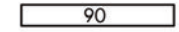
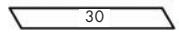
Selection table
Rod guide rings

PG	Design	d	D	L	PTFE bronze PTFE 00 9853	PTFE carbon graphite PTFE 00 9809	POM glass POM 00 3003	Phenolic resin cotton fabric HG 00 0303	Phenolic resin fine cotton fabric HG 00 0304	Phenolic resin synthetic fibre fabric/PTFE HG 00 0301	Polyester resin Polyester fabric HG 00 0302
F	RS	235	240	9.7						X	
F	RS	235	240	15						X	
F	RS	235	240	25						X	
F	RS	235	240	30						X	
F	RS	240	245	15						X	
F	RS	240	245	25	X					X	X
F	RS	240	245	30						X	
F	RS	250	255	15	X	X				X	X
F	RS	250	255	20						X	
F	RS	250	255	25	X					X	X
F	RS	250	255	30						X	
F	RS	255	260	9.7						X	
F	RS	255	260	20						X	
F	RS	255	260	30						X	
F	RS	255	260	40						X	
F	RS	260	265	9.7						X	
F	RS	260	265	15	X	X				X	X
F	RS	260	265	20						X	
F	RS	260	265	25						X	
F	RS	260	265	30						X	
F	RS	260	265	40						X	
F	RS	265	270	15						X	
F	RS	265	270	20						X	
F	RS	265	270	25						X	
F	RS	265	270	30						X	
F	RS	270	275	15						X	
F	RS	270	275	20						X	
F	RS	270	275	25						X	
F	RS	275	280	25						X	
F	RS	275	280	30						X	
F	RS	275	280	40						X	
F	RS	280	285	9.7						X	
F	RS	280	285	15	X	X				X	X
F	RS	280	285	20						X	
F	RS	280	285	25	X					X	X
F	RS	280	285	30						X	
F	RS	280	285	40						X	
F	RS	280	290	35						X	
F	RS	285	290	20						X	
F	RS	285	290	25						X	
F	RS	285	290	30						X	
F	RS	290	295	9.7						X	
F	RS	290	295	15	X	X				X	X
F	RS	290	295	20						X	
F	RS	290	295	25						X	
F	RS	295	300	25						X	
F	RS	295	300	30						X	
F	RS	300	305	15	X	X				X	X
F	RS	300	305	20						X	
F	RS	300	305	25	X					X	X

Selection table
Rod guide rings

PG	Design d	D	L	PTFE bronze PTFE 00 9853	PTFE carbon graphite PTFE 00 9809	POM glass POM 00 3003	Phenolic resin cotton fabric HG 00 0303	Phenolic resin fine cotton fabric HG 00 0304	Phenolic resin synthetic fibre fabric/PTFE HG 00 0301	Polyester resin Polyester fabric HG 00 0302
F	RS 300	305	30						X	
F	RS 305	310	15						X	
F	RS 305	310	20						X	
F	RS 305	310	25						X	
F	RS 305	310	30						X	
F	RS 310	315	15						X	
F	RS 310	315	20						X	
F	RS 310	315	25						X	
F	RS 320	325	9.7						X	
F	RS 320	325	15	X	X				X	X
F	RS 320	325	25	X					X	X
F	RS 320	325	30						X	
F	RS 325	330	30						X	
F	RS 330	335	15						X	
F	RS 330	335	25						X	
F	RS 330	335	50						X	
F	RS 335	340	25						X	
F	RS 335	340	30						X	
F	RS 335	340	40						X	
F	RS 340	345	15						X	
F	RS 340	345	25						X	
F	RS 340	345	30						X	
F	RS 340	345	40						X	
F	RS 345	350	25						X	
F	RS 350	355	15	X	X				X	X
F	RS 350	355	25	X					X	X
F	RS 350	355	30						X	
F	RS 360	365	15	X	X				X	X
F	RS 360	365	25	X					X	X
F	RS 370	375	15						X	
F	RS 370	375	30						X	
F	RS 380	385	15						X	
F	RS 380	385	25	X					X	X
F	RS 390	395	25						X	
F	RS 400	405	15						X	
F	RS 400	405	25	X					X	X
F	RS 400	405	40						X	
F	RS 420	425	25	X					X	X
F	RS 430	435	25						X	
F	RS 440	445	25						X	
F	RS 450	455	25	X					X	X
F	RS 450	455	40	X					X	
F	RS 480	485	20						X	
F	RS 480	485	25	X					X	X
F	RS 480	485	40	X					X	
F	RS 490	495	25						X	
F	RS 500	505	25	X					X	X
F	RS 500	505	40	X					X	





FB 01

Description

Product group	Guide elements
Design	Guide strip
Profile no.	01
Material	PTFE 00 9853

Operational application limits

Max. surface pressure (N/mm²): ≤15
 Temperature (°C): -60 to +200
 Running speed (m/s): ≤15

Media

Hydraulic oils acc. to DIN 51524
 Part 1 - 3, lubricating oils, mineral oil based lubricating greases, highly non-flammable hydraulic fluids HFA, HFB, HFC acc. to VDMA 24317

Function

Guide strips made of PTFE compounds serve to guide pistons and rods. They prevent metallic contact of the machine parts and absorb the transverse force that occurs. Guide elements made of PTFE compounds are characterised by outstanding friction behaviour which minimises the stick-slip effect. In addition they exhibit high thermal and chemical resistance. PTFE guide strips are suitable for medium surface pressure.

Installation

Guide strips are produced on rolls and cut to the required length. There are three different cutting types: 30°, 90°, ST.
 30° = for better press force distribution and to facilitate installation
 90° = simple cut
 ST = for swivel movements

The following formulae are used to calculate the required lengths

Guiding a rod:

$$L = 3.11 \times (d + S) - 1.0$$

Guiding a piston:

$$L = 3.11 \times (D - S) - 1.0$$

In these formulae, the heat expansion coefficient and the gap dimensions for the join are already included.

The ready cut guide strips can easily be installed in closed installation grooves.

Remarks

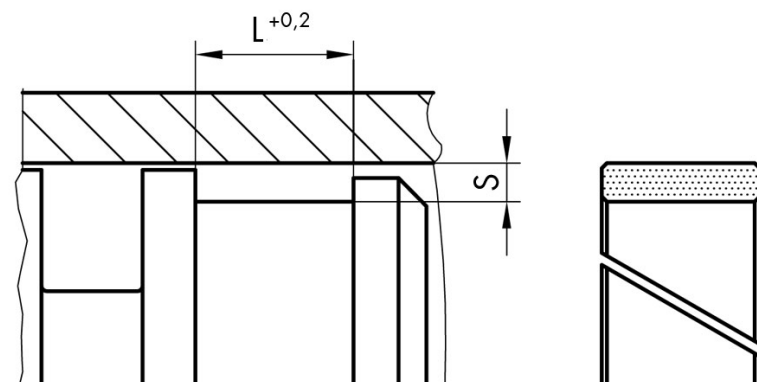
Guide strips have the advantage of universal application. Due to the surface structure of the strips and the special consistence of the PTFE material, additional lubrication is created on by the guide strips. A chamfer on the edges prevents edge compression in the groove corners and facilitates installation.

Order code

Please include our item numbers in your order. Should you require non-standard dimensions, materials or material combinations, please use the order code on page 12.

Any seal. Any time.

All the items in our standard programme (marked red) are standard stock items. For all other items, please check the availability at www.dichtomatik.de.

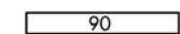



FB 01

Item No.	Code	L	S	Roll length/m
----------	------	---	---	------------------

Sizes

125534	FB 01	2.5	1.55	20.3
124937	FB 01	4	1.55	20.3
172753	FB 01	5.6	2	16
172754	FB 01	8	2	16
126855	FB 01	10	2	16
126903	FB 01	12	2	16
120898	FB 01	15	2	16
118157	FB 01	5.6	2.5	12.5
116298	FB 01	9.7	2.5	12.5
163511	FB 01	12.7	2.5	12.5
118158	FB 01	15	2.5	12.5
118159	FB 01	20	2.5	12.5
120558	FB 01	25	2.5	12.5
126798	FB 01	30	2.5	12.5
125724	FB 01	40	2.5	12.5
172755	FB 01	9.7	3	10
172756	FB 01	12.7	3	10
126919	FB 01	15	3	10
126920	FB 01	20	3	10
125875	FB 01	25	3	10
125455	FB 01	30	3	10
120899	FB 01	9.7	4	7.5
159929	FB 01	15	4	7.5
124589	FB 01	25	4	7.5



FB 05

Description

Product group	Guide elements
Design	Guide strip
Profile no.	05
Material	HG 00 0301

Operational application limits

Max. surface pressure (N/mm ²):	≤350
Temperature (°C):	-50 to +130
Running speed (m/s):	≤1

Media

Hydraulic oils acc. to DIN 51524
Part 1 - 3, lubricating oils, mineral oil based lubricating greases, highly non-flammable hydraulic fluids HFA, HFB, HFC acc. to VDMA 24317

Function

Guide strips made of hard fabric materials (HGW) serve to guide pistons and rods. They prevent metallic contact of the machine parts and absorb the transverse force that occurs. HGW guide strips are well suited for high surface pressures. Increased sliding ability which results in an improvement of the stick-slip effect is achieved by inclusion of PTFE in the compound.

Installation

Guide strips are produced on rolls and cut to the required length. There are three different cutting types: 45°, 90°, ST.
45° = for better press force distribution and to facilitate installation
90° = simple cut
ST = for swivel movements

The following formulae are used to calculate the required lengths

Guiding a rod:

$$L = 3.11 \times (d + S) - 1.0$$

Guiding a piston:

$$L = 3.11 \times (D - S) - 1.0$$

In these formulae, the heat expansion coefficient and the gap dimensions for the join are already included.

Hard fabric guide strips can be installed in closed installation grooves. Installation is supported by double sided chamfers.

Remarks

Dichtomatik supplies standard guide strips made of HG 00 0301 (Phenolic resin impregnated synthetic fibre fabric with PTFE inclusion). With rods or piston diameters under 100 mm, elastic or preformed spiral strips should be used.

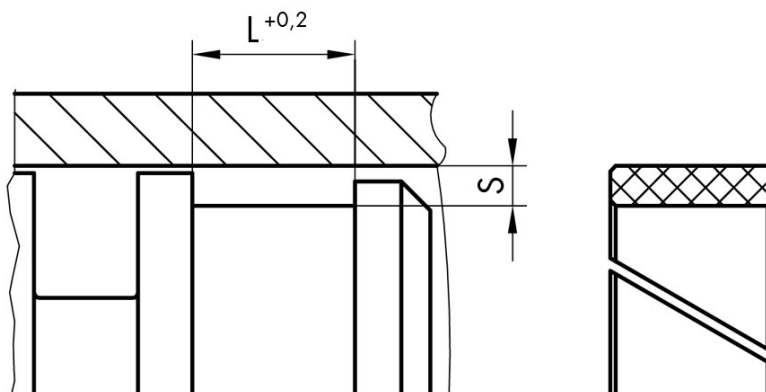
However, guide rings are easier to install which makes them preferable to guide strips.

Order code

Please include our item numbers in your order. Should you require non-standard dimensions, materials or material combinations, please use the order code on page 12.

Any seal. Any time.

All the items in our standard programme (marked red) are standard stock items. For all other items, please check the availability at www.dichtomatik.de.



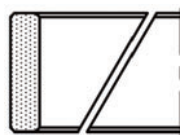


FB 05

Item No.	Code	L	S	Roll length/m
----------	------	---	---	------------------

Sizes

169905	FB 05	5.6	2.5	5.5
169907	FB 05	9.7	2.5	5.5
169909	FB 05	12.8	2.5	5.5
169910	FB 05	15	2.5	5.5
169912	FB 05	20	2.5	5.5
167574	FB 05	25	2.5	5.5
169915	FB 05	9.7	3	5.5
169917	FB 05	15	3	5.5
169919	FB 05	20	3	5.5
169921	FB 05	25	3	5.5
169923	FB 05	30	3	5.5
169925	FB 05	9.7	4	5.5
169926	FB 05	15	4	5.5
169927	FB 05	20	4	5.5



FRK 01

Description

Product group	Guide elements
Design	Piston guide ring
Profile no.	01
Model	30
Material	PTFE 00 9853

Operational application limits

Max. surface pressure (N/mm²): ≤15
 Temperature (°C): -60 to +200
 Running speed (m/s): ≤15

Media

Hydraulic oils acc. to DIN 51524
 Part 1 - 3, lubricating oils, mineral oil based lubricating greases, highly non-flammable hydraulic fluids HFA, HFB, HFC acc. to VDMA 24317

Function

FRK 01 guide rings made of PTFE compounds serve to guide pistons, prevent metallic contact of the machine parts and absorb the transverse force that occurs. Guide elements made of PTFE compounds are characterised by outstanding friction behaviour which minimises the stick-slip effect. In addition, they exhibit high thermal and chemical resistance. PTFE guide rings are suitable for medium surface pressures.

Installation

Guide rings made of PTFE compounds are supplied as stretched, pre-cut PTFE guide strips which can easily be installed in closed installation grooves. The edge chamfers also facilitate installation.

With one-sided surface structured material, care must be taken to ensure that the profiled surface is always installed as the contact surface.

Remarks

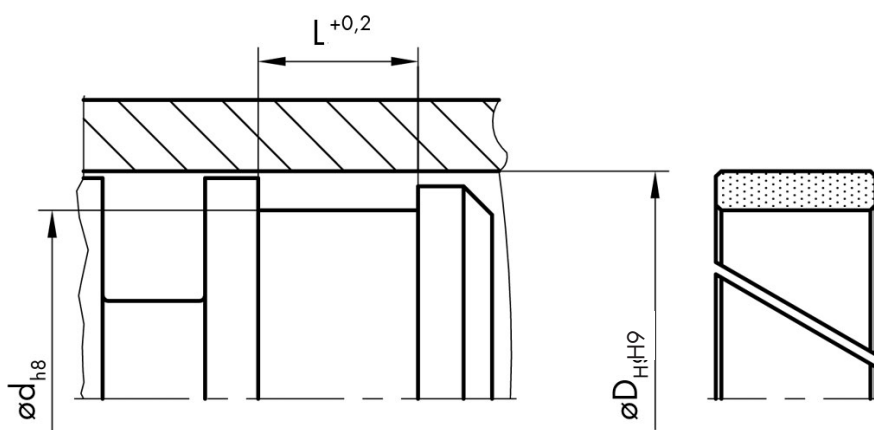
Standard PTFE guide rings are supplied as strips with a 30° diagonal cut and a PTFE-bronze compound. Should you require non-standard cutting types or materials, please include these in your order.

Order code

Please include our item numbers in your order. Should you require non-standard dimensions, materials or material combinations, please use the order code on page 12.

Any seal. Any time.

All the items in our standard programme (marked red) are standard stock items. For all other items, please check the availability at www.dichtomatik.de.



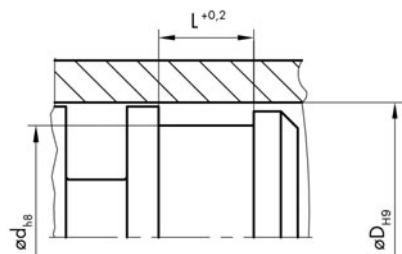
FRK 01

Sizes

Item No.	Code	D	d	L	Item No.	Code	D	d	L
172085	FRK 01	18	13	5.6	172143	FRK 01	60	55	9.7
172086	FRK 01	18	14	9.7	172144	FRK 01	60	55	15
172087	FRK 01	20	15	5.6	172145	FRK 01	60	56	8
172088	FRK 01	20	16	9.7	172146	FRK 01	62	56	12.8
172089	FRK 01	20	15	9.7	172147	FRK 01	63	57	12.8
172090	FRK 01	22	17	5.6	172148	FRK 01	63	58	5.6
172091	FRK 01	22	18	9.7	172149	FRK 01	63	58	9.7
172092	FRK 01	25	20	5.6	172150	FRK 01	63	58	15
172093	FRK 01	25	20	9.7	172151	FRK 01	63	58	20
172094	FRK 01	25	21	9.7	172152	FRK 01	63	58	25
172095	FRK 01	28	23	5.6	172153	FRK 01	65	59	12.8
172096	FRK 01	28	24	9.7	172154	FRK 01	65	60	5.6
172097	FRK 01	30	25	5.6	172155	FRK 01	65	60	9.7
172098	FRK 01	30	25	9.7	172156	FRK 01	65	60	15
172099	FRK 01	30	26	9.7	172157	FRK 01	68	63	5.6
172100	FRK 01	32	27	5.6	172158	FRK 01	68	63	9.7
172104	FRK 01	32	27	9.7	172159	FRK 01	68	62	12.8
172105	FRK 01	32	28	5.6	172160	FRK 01	70	64	12.8
172106	FRK 01	32	28	9.7	172161	FRK 01	70	65	5.6
172107	FRK 01	35	30	5.6	172162	FRK 01	70	65	9.7
172108	FRK 01	35	30	9.7	172163	FRK 01	70	65	15
172109	FRK 01	35	31	9.7	172164	FRK 01	75	69	12.8
172110	FRK 01	36	32	9.7	172165	FRK 01	75	70	5.6
172111	FRK 01	38	33	9.7	172166	FRK 01	75	70	9.7
172112	FRK 01	38	34	9.7	172167	FRK 01	75	70	15
172113	FRK 01	40	35	5.6	172168	FRK 01	80	74	12.8
172114	FRK 01	40	35	9.7	172169	FRK 01	80	75	5.6
172115	FRK 01	40	35	12	172170	FRK 01	80	75	9.7
172116	FRK 01	40	35	15	172171	FRK 01	80	75	15
172117	FRK 01	40	36	9.7	172172	FRK 01	80	75	20
172118	FRK 01	42	37	5.6	172173	FRK 01	80	75	25
172119	FRK 01	42	37	9.7	172174	FRK 01	85	80	5.6
172120	FRK 01	42	38	9.7	172175	FRK 01	85	80	9.7
172121	FRK 01	45	40	5.6	172176	FRK 01	85	80	15
172122	FRK 01	45	40	9.7	172177	FRK 01	85	80	20
172123	FRK 01	45	40	15	172178	FRK 01	90	85	5.6
172124	FRK 01	48	43	5.6	172179	FRK 01	90	85	9.7
172125	FRK 01	48	43	9.7	172180	FRK 01	90	85	15
172126	FRK 01	50	45	5.6	172181	FRK 01	90	85	20
172127	FRK 01	50	45	9.7	172182	FRK 01	90	85	25
172128	FRK 01	50	45	12	172183	FRK 01	95	90	5.6
172129	FRK 01	50	45	15	172184	FRK 01	95	90	9.7
172130	FRK 01	50	45	25	172185	FRK 01	95	90	15
172131	FRK 01	50	46	10	172186	FRK 01	100	95	5.6
172132	FRK 01	52	46	12.8	172187	FRK 01	100	95	9.7
172133	FRK 01	52	47	5.6	172188	FRK 01	100	95	15
172134	FRK 01	55	49	12.8	172189	FRK 01	100	95	20
172135	FRK 01	55	50	5.6	172190	FRK 01	100	95	25
172136	FRK 01	55	50	9.7	172191	FRK 01	105	100	5.6
172137	FRK 01	55	50	15	172192	FRK 01	105	100	9.7
172138	FRK 01	56	50	9.7	172193	FRK 01	105	100	15
172139	FRK 01	58	52	9.7	172194	FRK 01	110	104	12.8
172140	FRK 01	58	52	12.8	172195	FRK 01	110	105	9.7
172141	FRK 01	60	54	12.8	172196	FRK 01	110	105	15
172142	FRK 01	60	55	5.6	172197	FRK 01	110	105	20

FRK 01

Sizes

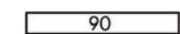

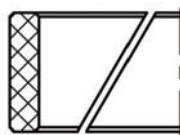


Item No.	Code	D	d	L	Item No.	Code	D	d	L
172198	FRK 01	110	105	25	172253	FRK 01	180	175	30
172199	FRK 01	115	109	12.8	172254	FRK 01	185	180	15
172200	FRK 01	115	110	12.8	172255	FRK 01	185	180	25
172201	FRK 01	115	110	15	172256	FRK 01	190	185	15
172202	FRK 01	115	110	20	172257	FRK 01	190	185	20
172203	FRK 01	120	114	12.8	172258	FRK 01	190	185	25
172204	FRK 01	120	115	9.7	172259	FRK 01	195	190	9.7
172205	FRK 01	120	115	15	172260	FRK 01	195	190	15
172206	FRK 01	120	115	20	172261	FRK 01	200	195	5.6
172207	FRK 01	120	115	25	172262	FRK 01	200	195	9.7
172208	FRK 01	125	119	12.8	172263	FRK 01	200	195	15
172209	FRK 01	125	120	5.6	172264	FRK 01	200	195	20
172210	FRK 01	125	120	9.7	172265	FRK 01	200	195	25
172211	FRK 01	125	120	15	172266	FRK 01	200	195	30
172212	FRK 01	125	120	20	172267	FRK 01	200	195	40
172213	FRK 01	125	120	25	172268	FRK 01	210	205	15
172214	FRK 01	130	124	12.8	172269	FRK 01	210	205	25
172215	FRK 01	130	125	5.6	172270	FRK 01	210	206	25
172216	FRK 01	130	125	9.7	172271	FRK 01	220	215	15
172217	FRK 01	130	125	15	172272	FRK 01	220	215	20
172218	FRK 01	130	125	20	172273	FRK 01	220	215	25
172219	FRK 01	130	125	25	172274	FRK 01	220	215	30
172220	FRK 01	135	130	15	172275	FRK 01	220	215	40
172221	FRK 01	135	130	25	172276	FRK 01	225	220	25
172222	FRK 01	135	130	45	172277	FRK 01	225	220	30
172223	FRK 01	140	135	9.7	172278	FRK 01	230	225	15
172224	FRK 01	140	135	15	172279	FRK 01	230	225	25
172225	FRK 01	140	135	20	172280	FRK 01	230	225	30
172226	FRK 01	140	135	25	172281	FRK 01	230	225	40
172227	FRK 01	140	135	30	172282	FRK 01	235	230	25
172228	FRK 01	145	140	15	172283	FRK 01	235	230	30
172229	FRK 01	150	145	9.7	172284	FRK 01	240	235	15
172230	FRK 01	150	145	15	172285	FRK 01	240	235	20
172231	FRK 01	150	145	20	172286	FRK 01	240	235	25
172232	FRK 01	150	145	25	172287	FRK 01	240	235	30
172233	FRK 01	155	150	25	172288	FRK 01	240	235	40
172234	FRK 01	160	155	9.7	172289	FRK 01	245	240	9.7
172235	FRK 01	160	155	15	172290	FRK 01	245	240	15
172236	FRK 01	160	155	20	172291	FRK 01	245	240	20
172237	FRK 01	160	155	25	172292	FRK 01	245	240	25
172238	FRK 01	160	155	35	172293	FRK 01	245	240	30
172239	FRK 01	160	155	40	172294	FRK 01	250	245	15
172240	FRK 01	165	160	9.7	172295	FRK 01	250	245	20
172241	FRK 01	165	160	15	172296	FRK 01	250	245	25
172242	FRK 01	165	160	25	172297	FRK 01	250	245	30
172243	FRK 01	165	160	30	172298	FRK 01	260	255	15
172244	FRK 01	170	165	15	172299	FRK 01	260	255	25
172245	FRK 01	170	165	25	172300	FRK 01	260	255	30
172246	FRK 01	170	165	30	172301	FRK 01	270	265	15
172247	FRK 01	175	170	15	172302	FRK 01	270	265	20
172248	FRK 01	175	170	25	172303	FRK 01	270	265	25
172249	FRK 01	175	170	30	172304	FRK 01	270	265	30
172250	FRK 01	180	175	9.7	172305	FRK 01	275	270	30
172251	FRK 01	180	175	15	172306	FRK 01	280	275	9.7
172252	FRK 01	180	175	25	172307	FRK 01	280	275	15

FRK 01

Sizes

Item No.	Code	D	d	L	Item No.	Code	D	d	L
172308	FRK 01	280	275	20	172363	FRK 01	430	425	25
172309	FRK 01	280	275	25	172364	FRK 01	440	435	40
172310	FRK 01	280	275	30	172365	FRK 01	450	442	25
172311	FRK 01	285	280	30	172366	FRK 01	450	445	25
172312	FRK 01	290	285	9.7	172367	FRK 01	450	445	40
172313	FRK 01	290	285	15	172368	FRK 01	460	455	25
172314	FRK 01	290	285	25	172369	FRK 01	480	475	25
172315	FRK 01	300	295	9.7	172370	FRK 01	500	495	25
172316	FRK 01	300	295	15	172371	FRK 01	500	495	40
172317	FRK 01	300	295	20	172372	FRK 01	520	515	25
172318	FRK 01	300	295	25	172373	FRK 01	550	545	25
172319	FRK 01	300	295	30	172374	FRK 01	600	595	25
172320	FRK 01	300	295	40	172375	FRK 01	650	645	25
172321	FRK 01	305	300	25					
172322	FRK 01	310	305	9.7					
172323	FRK 01	315	310	25					
172324	FRK 01	320	315	9.7					
172325	FRK 01	320	315	15					
172326	FRK 01	320	315	25					
172327	FRK 01	320	315	30					
172328	FRK 01	320	315	40					
172329	FRK 01	325	320	9.7					
172330	FRK 01	330	325	9.7					
172331	FRK 01	330	325	25					
172332	FRK 01	330	325	40					
172333	FRK 01	335	330	9.7					
172334	FRK 01	340	335	25					
172335	FRK 01	345	340	30					
172336	FRK 01	350	340	25					
172337	FRK 01	350	345	9.7					
172338	FRK 01	350	345	15					
172339	FRK 01	350	345	20					
172340	FRK 01	350	345	25					
172341	FRK 01	350	345	50					
172342	FRK 01	360	355	9.7					
172343	FRK 01	360	355	15					
172344	FRK 01	360	355	20					
172345	FRK 01	360	355	25					
172346	FRK 01	360	355	30					
172347	FRK 01	370	365	25					
172348	FRK 01	370	365	30					
172349	FRK 01	380	375	15					
172350	FRK 01	380	375	25					
172351	FRK 01	380	375	30					
172352	FRK 01	390	385	15					
172353	FRK 01	400	300	15					
172354	FRK 01	400	392	40					
172355	FRK 01	400	395	15					
172356	FRK 01	400	395	25					
172357	FRK 01	400	395	30					
172358	FRK 01	400	395	40					
172359	FRK 01	410	405	15					
172360	FRK 01	410	405	25					
172361	FRK 01	415	410	25					
172362	FRK 01	420	415	25					



FRK 05

Description

Product group	Guide elements
Design	Piston guide ring
Profile no.	05
Model	45
Material	HG 00 0301

Operational application limits

Max. surface pressure (N/mm²): ≤350
 Temperature (°C): -50 to +130
 Running speed (m/s): ≤1

Media

Hydraulic oils acc. to DIN 51524
 Part 1 - 3, lubricating oils, mineral oil based lubricating greases, highly non-flammable hydraulic fluids HFA, HFB, HFC acc. to VDMA 24317

Function

FRK 05 guide elements made of hard fabric materials serve to guide pistons. They prevent metallic contact of the machine parts and absorb the transverse force that occurs. Hard fabric material guide rings are primarily used in mobile hydraulics and heavy hydraulics, as they are very well-suited for higher surface pressures. An increased sliding ability which results in an improvement of the stick-slip effect is achieved by inclusion of PTFE in the compound. Guide rings are easier to install than guide strips and are, therefore, recommended by us.

Installation

Turned hard fabric guide rings are slit and can be installed in closed installation grooves. There are three different cutting types: 45°, 90°, ST. 45° = for better press force distribution and to facilitate installation 90° = simple cut ST = for swivel movements The turned chamfers support the installation of the complete piston.

Remarks

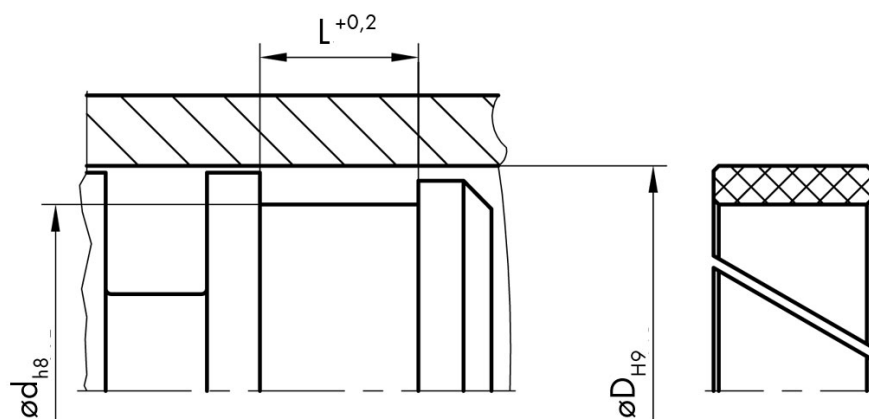
Standard guide rings are supplied with a 45° diagonal cut and in a compound of phenolic resin impregnated synthetic fibre fabric with PTFE inclusion. Guide rings made of hard fabric are chamfered on both sides so that they can be used in both piston and rod areas.

Order code

Please include our item numbers in your order. Should you require non-standard dimensions, materials or material combinations, please use the order code on page 12.

Any seal. Any time.

All the items in our standard programme (marked red) are standard stock items. For all other items, please check the availability at www.dichtomatik.de.



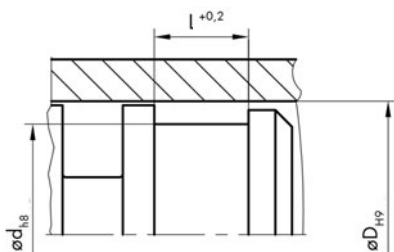
FRK 05

Sizes

Item No.	Code	D	d	L	Item No.	Code	D	d	L
167965	FRK 05	18	13	5.6	168035	FRK 05	60	55	9.7
167966	FRK 05	18	14	9.7	168036	FRK 05	60	55	15
167967	FRK 05	20	15	5.6	168037	FRK 05	60	56	8
167968	FRK 05	20	16	9.7	168038	FRK 05	62	56	12.8
167969	FRK 05	20	15	9.7	168039	FRK 05	63	57	12.8
167970	FRK 05	22	17	5.6	168040	FRK 05	63	58	5.6
167989	FRK 05	22	18	9.7	168041	FRK 05	63	58	9.7
167990	FRK 05	25	20	5.6	168042	FRK 05	63	58	15
167991	FRK 05	25	20	9.7	168043	FRK 05	63	58	20
167992	FRK 05	25	21	9.7	168044	FRK 05	63	58	25
167993	FRK 05	28	23	5.6	168045	FRK 05	65	59	12.8
167994	FRK 05	28	24	9.7	166941	FRK 05	65	60	5.6
167995	FRK 05	30	25	5.6	168046	FRK 05	65	60	9.7
167996	FRK 05	30	25	9.7	168047	FRK 05	65	60	15
167997	FRK 05	30	26	9.7	168048	FRK 05	68	63	5.6
167998	FRK 05	32	27	5.6	168049	FRK 05	68	63	9.7
167999	FRK 05	32	27	9.7	168050	FRK 05	68	62	12.8
168000	FRK 05	32	28	5.6	168051	FRK 05	70	64	12.8
168001	FRK 05	32	28	9.7	168052	FRK 05	70	65	5.6
168002	FRK 05	35	30	5.6	165995	FRK 05	70	65	9.7
168003	FRK 05	35	30	9.7	168053	FRK 05	70	65	15
168004	FRK 05	35	31	9.7	168054	FRK 05	75	69	12.8
168005	FRK 05	36	32	9.7	168056	FRK 05	75	70	5.6
168006	FRK 05	38	33	9.7	168057	FRK 05	75	70	9.7
168007	FRK 05	38	34	9.7	167564	FRK 05	75	70	15
168008	FRK 05	40	35	5.6	168059	FRK 05	80	74	12.8
168009	FRK 05	40	35	9.7	168060	FRK 05	80	75	5.6
168010	FRK 05	40	35	12	168061	FRK 05	80	75	9.7
168011	FRK 05	40	35	15	167570	FRK 05	80	75	15
168012	FRK 05	40	36	9.7	168062	FRK 05	80	75	20
168013	FRK 05	42	37	5.6	168063	FRK 05	80	75	25
168014	FRK 05	42	37	9.7	168064	FRK 05	85	80	5.6
168015	FRK 05	42	38	9.7	168065	FRK 05	85	80	9.7
168016	FRK 05	45	40	5.6	168066	FRK 05	85	80	15
168017	FRK 05	45	40	9.7	168067	FRK 05	85	80	20
168018	FRK 05	45	40	15	168068	FRK 05	90	85	5.6
168019	FRK 05	48	43	5.6	168069	FRK 05	90	85	9.7
168020	FRK 05	48	43	9.7	168070	FRK 05	90	85	15
167577	FRK 05	50	45	5.6	168071	FRK 05	90	85	20
167563	FRK 05	50	45	9.7	168072	FRK 05	90	85	25
168021	FRK 05	50	45	12	168073	FRK 05	95	90	5.6
168022	FRK 05	50	45	15	168074	FRK 05	95	90	9.7
168023	FRK 05	50	45	25	168075	FRK 05	95	90	15
167571	FRK 05	50	46	10	168076	FRK 05	100	95	5.6
168024	FRK 05	52	46	12.8	165996	FRK 05	100	95	9.7
168025	FRK 05	52	47	5.6	165997	FRK 05	100	95	15
168026	FRK 05	55	49	12.8	168077	FRK 05	100	95	20
168027	FRK 05	55	50	5.6	168078	FRK 05	100	95	25
167562	FRK 05	55	50	9.7	168079	FRK 05	105	100	5.6
168029	FRK 05	55	50	15	168080	FRK 05	105	100	9.7
168030	FRK 05	56	50	9.7	167567	FRK 05	105	100	15
168031	FRK 05	58	52	9.7	168081	FRK 05	110	104	12.8
168032	FRK 05	58	52	12.8	167022	FRK 05	110	105	9.7
168033	FRK 05	60	54	12.8	167566	FRK 05	110	105	15
168034	FRK 05	60	55	5.6	168082	FRK 05	110	105	20

FRK 05

Sizes


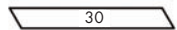


Item No.	Code	D	d	L	Item No.	Code	D	d	L
168083	FRK 05	110	105	25	168129	FRK 05	180	175	30
168084	FRK 05	115	109	12.8	168130	FRK 05	185	180	15
168085	FRK 05	115	110	12.8	168131	FRK 05	185	180	25
168086	FRK 05	115	110	15	168132	FRK 05	190	185	15
168087	FRK 05	115	110	20	168134	FRK 05	190	185	25
168088	FRK 05	120	114	12.8	168135	FRK 05	195	190	9.7
165998	FRK 05	120	115	9.7	168136	FRK 05	195	190	15
165999	FRK 05	120	115	15	168137	FRK 05	200	195	5.6
168089	FRK 05	120	115	20	168138	FRK 05	200	195	9.7
168090	FRK 05	120	115	25	168139	FRK 05	200	195	15
168091	FRK 05	125	119	12.8	168140	FRK 05	200	195	20
168092	FRK 05	125	120	5.6	168141	FRK 05	200	195	25
168093	FRK 05	125	120	9.7	168142	FRK 05	200	195	30
167565	FRK 05	125	120	15	168143	FRK 05	200	195	40
168094	FRK 05	125	120	20	168144	FRK 05	210	205	15
168095	FRK 05	125	120	25	168145	FRK 05	210	205	25
168096	FRK 05	130	124	12.8	168146	FRK 05	210	206	25
168097	FRK 05	130	125	5.6	168147	FRK 05	220	215	15
166002	FRK 05	130	125	9.7	168148	FRK 05	220	215	20
168098	FRK 05	130	125	15	168149	FRK 05	220	215	25
168099	FRK 05	130	125	20	168150	FRK 05	220	215	30
168100	FRK 05	130	125	25	168151	FRK 05	220	215	40
168101	FRK 05	135	130	15	168152	FRK 05	225	220	25
168102	FRK 05	135	130	25	168153	FRK 05	225	220	30
168103	FRK 05	135	130	45	168154	FRK 05	230	225	15
166000	FRK 05	140	135	9.7	168155	FRK 05	230	225	25
166001	FRK 05	140	135	15	168156	FRK 05	230	225	30
168104	FRK 05	140	135	20	168157	FRK 05	230	225	40
168105	FRK 05	140	135	25	168158	FRK 05	235	230	25
168106	FRK 05	140	135	30	168159	FRK 05	235	230	30
168107	FRK 05	145	140	15	168160	FRK 05	240	235	15
168108	FRK 05	150	145	9.7	168161	FRK 05	240	235	20
168109	FRK 05	150	145	15	168162	FRK 05	240	235	25
168110	FRK 05	150	145	20	168163	FRK 05	240	235	30
168111	FRK 05	150	145	25	168164	FRK 05	240	235	40
168112	FRK 05	155	150	25	168165	FRK 05	245	240	9.7
166003	FRK 05	160	155	9.7	168166	FRK 05	245	240	15
166004	FRK 05	160	155	15	168167	FRK 05	245	240	20
168113	FRK 05	160	155	20	168168	FRK 05	245	240	25
168114	FRK 05	160	155	25	168169	FRK 05	245	240	30
168115	FRK 05	160	155	35	168170	FRK 05	250	245	15
168116	FRK 05	160	155	40	168171	FRK 05	250	245	20
168117	FRK 05	165	160	9.7	168172	FRK 05	250	245	25
168118	FRK 05	165	160	15	168173	FRK 05	250	245	30
168119	FRK 05	165	160	25	168174	FRK 05	260	255	15
168120	FRK 05	165	160	30	168175	FRK 05	260	255	25
168121	FRK 05	170	165	15	168176	FRK 05	260	255	30
168122	FRK 05	170	165	25	168177	FRK 05	270	265	15
168123	FRK 05	170	165	30	168178	FRK 05	270	265	20
168124	FRK 05	175	170	15	168179	FRK 05	270	265	25
168125	FRK 05	175	170	25	168180	FRK 05	270	265	30
168126	FRK 05	175	170	30	168181	FRK 05	275	270	30
168127	FRK 05	180	175	9.7	168182	FRK 05	280	275	9.7
167568	FRK 05	180	175	15	168183	FRK 05	280	275	15
168128	FRK 05	180	175	25	168184	FRK 05	280	275	20

FRK 05

Sizes

Item No.	Code	D	d	L	Item No.	Code	D	d	L
168185	FRK 05	280	275	25	168243	FRK 05	450	442	25
168186	FRK 05	280	275	30	168244	FRK 05	450	445	25
168187	FRK 05	285	280	30	168245	FRK 05	450	445	40
168188	FRK 05	290	285	9.7	168246	FRK 05	460	455	25
168189	FRK 05	290	285	15	168247	FRK 05	480	475	25
168190	FRK 05	290	285	25	168248	FRK 05	500	495	25
168191	FRK 05	300	295	9.7	168249	FRK 05	500	495	40
168192	FRK 05	300	295	15	168250	FRK 05	520	515	25
168193	FRK 05	300	295	20	168251	FRK 05	550	545	25
168194	FRK 05	300	295	25	168252	FRK 05	600	595	25
168195	FRK 05	300	295	30	168253	FRK 05	650	645	25
168196	FRK 05	300	295	40					
168197	FRK 05	305	300	25					
168198	FRK 05	310	305	9.7					
168199	FRK 05	315	310	25					
168200	FRK 05	320	315	9.7					
168204	FRK 05	320	315	15					
168205	FRK 05	320	315	25					
168206	FRK 05	320	315	30					
168207	FRK 05	320	315	40					
168208	FRK 05	325	320	9.7					
168209	FRK 05	330	325	9.7					
168210	FRK 05	330	325	25					
168211	FRK 05	330	325	40					
168212	FRK 05	335	330	9.7					
168213	FRK 05	340	335	25					
168215	FRK 05	345	340	30					
168214	FRK 05	350	340	25					
168216	FRK 05	350	345	9.7					
168217	FRK 05	350	345	15					
168218	FRK 05	350	345	20					
168219	FRK 05	350	345	25					
168220	FRK 05	350	345	50					
168221	FRK 05	360	355	9.7					
168222	FRK 05	360	355	15					
168223	FRK 05	360	355	20					
168224	FRK 05	360	355	25					
168225	FRK 05	360	355	30					
168226	FRK 05	370	365	25					
168227	FRK 05	370	365	30					
168228	FRK 05	380	375	15					
168229	FRK 05	380	375	25					
168230	FRK 05	380	375	30					
168231	FRK 05	390	385	15					
168232	FRK 05	400	392	40					
168233	FRK 05	400	395	15					
168234	FRK 05	400	395	25					
168235	FRK 05	400	395	30					
168236	FRK 05	400	395	40					
168237	FRK 05	410	405	15					
168238	FRK 05	410	405	25					
168239	FRK 05	415	410	25					
168240	FRK 05	420	415	25					
168241	FRK 05	430	425	25					
168242	FRK 05	440	435	40					



FRS 01

Description

Product group	Guide elements
Design	Rod guide ring
Profile no.	01
Model	30
Material	PTFE 00 9853

Operational application limits

Max. surface pressure (N/mm²): ≤15
 Temperature (°C): -60 to +200
 Running speed (m/s): ≤15

Media

Hydraulic oils acc. to DIN 51524
 Part 1 - 3, lubricating oils, mineral oil based lubricating greases, highly non-flammable hydraulic fluids HFA, HFB, HFC acc. to VDMA 24317

Function

FRS 01 guide rings made of PTFE compounds serve to guide rods, prevent metallic contact of the machine parts and absorb the transverse force that occurs. Guide elements made of PTFE compounds are characterised by outstanding friction behaviour which minimises the stick-slip effect. In addition, they exhibit high thermal and chemical resistance. PTFE guide rings are suitable for medium surface pressures.

Installation

Guide rings made of PTFE compounds are supplied as stretched, pre-cut PTFE guide strips which can easily be installed in closed installation grooves. There are three different cutting types: 30°, 90°, ST.
 30° = for better press force distribution and to facilitate installation
 90° = simple cut
 ST = for swivel movements
 The edge chamfers also facilitate installation. With one-sided surface structured material, care must be taken to ensure that the profiled surface is always installed as the contact surface.

Remarks

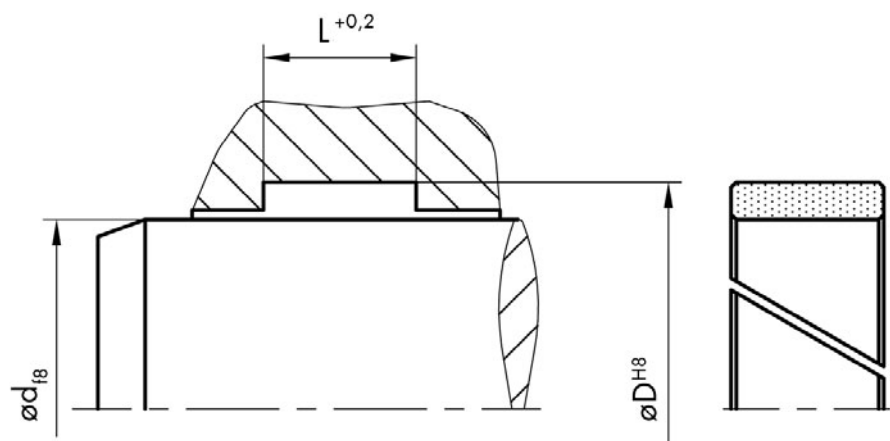
Standard PTFE guide rings are supplied with a 30° diagonal cut and in a PTFE bronze compound.

Order code

Please include our item numbers in your order. Should you require non-standard dimensions, materials or material combinations, please use the order code on page 12.

Any seal. Any time.

All the items in our standard programme (marked red) are standard stock items. For all other items, please check the availability at www.dichtomatik.de.

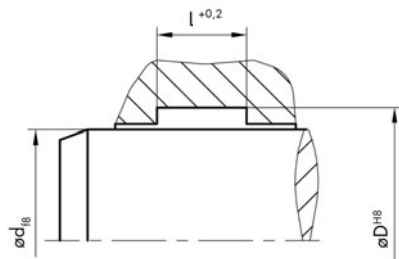


FRS 01

Sizes

Item No.	Code	d	D	L	Item No.	Code	d	D	L
171730	FRS 01	16	20	9.7	171785	FRS 01	45	50	20
171731	FRS 01	18	22	9.7	171786	FRS 01	45	51	9.7
171732	FRS 01	18	23	9.7	171787	FRS 01	50	55	5.6
171733	FRS 01	20	24	9.7	171788	FRS 01	50	55	9.7
171734	FRS 01	20	25	5.6	171789	FRS 01	50	55	15
171735	FRS 01	20	25	9.7	171790	FRS 01	50	55	20
171736	FRS 01	22	26	9.7	171791	FRS 01	50	55	25
171737	FRS 01	22	27	5.6	171792	FRS 01	50	56	9.7
171738	FRS 01	22	27	9.7	171793	FRS 01	52	57	9.7
171739	FRS 01	25	29	9.7	171794	FRS 01	52	58	9.7
171740	FRS 01	25	30	5.6	171795	FRS 01	52	58	12.8
171741	FRS 01	25	30	9.7	171796	FRS 01	55	60	5.6
171742	FRS 01	25	30	15	171797	FRS 01	55	60	9.7
171743	FRS 01	25	30	25	171798	FRS 01	55	60	15
171744	FRS 01	27	32	5.6	171799	FRS 01	55	60	20
171745	FRS 01	27	32	9.7	171800	FRS 01	55	60	25
171746	FRS 01	28	32	9.7	171801	FRS 01	55	61	9.7
171747	FRS 01	28	33	5.6	171802	FRS 01	56	61	5.6
171748	FRS 01	28	33	9.7	171803	FRS 01	56	61	9.7
171749	FRS 01	30	34	9.7	171804	FRS 01	56	61	15
171750	FRS 01	30	35	5.6	171805	FRS 01	56	61	20
171751	FRS 01	30	35	9.7	171806	FRS 01	56	61	25
171752	FRS 01	30	35	15	171807	FRS 01	56	62	12.8
171753	FRS 01	32	37	5.6	171808	FRS 01	58	63	5.6
171754	FRS 01	32	37	9.7	171809	FRS 01	58	63	9.7
171755	FRS 01	32	37	15	171810	FRS 01	60	65	5.6
171756	FRS 01	33	38	9.7	171811	FRS 01	60	65	9.7
171757	FRS 01	35	39	9.7	171812	FRS 01	60	65	15
171758	FRS 01	35	40	5.6	171813	FRS 01	60	65	20
171759	FRS 01	35	40	9.7	171814	FRS 01	60	65	25
171760	FRS 01	35	40	15	171815	FRS 01	60	66	12.8
171761	FRS 01	35	41	20	171816	FRS 01	61	67	12.8
171762	FRS 01	36	39	5.6	171817	FRS 01	62	68	12.8
171763	FRS 01	36	39	15	171818	FRS 01	63	68	5.6
171764	FRS 01	36	40	9.7	171819	FRS 01	63	68	9.7
171765	FRS 01	36	41	5.6	171820	FRS 01	63	68	15
171766	FRS 01	36	41	9.7	171821	FRS 01	63	68	20
171767	FRS 01	36	41	15	171822	FRS 01	63	69	12.8
171768	FRS 01	36	41	20	171823	FRS 01	65	70	9.7
171769	FRS 01	36	41	25	171824	FRS 01	65	70	15
171770	FRS 01	36	42	9.7	171825	FRS 01	65	70	20
171771	FRS 01	38	42	9.7	171826	FRS 01	65	70	25
171772	FRS 01	40	44	9.7	171827	FRS 01	65	71	12.8
171773	FRS 01	40	45	5.6	171828	FRS 01	66	72	12.8
171774	FRS 01	40	45	9.7	171829	FRS 01	70	75	5.6
171775	FRS 01	40	45	15	171830	FRS 01	70	75	9.7
171776	FRS 01	40	45	20	171831	FRS 01	70	75	15
171777	FRS 01	40	45	25	171832	FRS 01	70	75	20
171778	FRS 01	42	46	9.7	171833	FRS 01	70	75	25
171779	FRS 01	42	47	5.6	171834	FRS 01	70	75	30
171780	FRS 01	42	47	9.7	171835	FRS 01	70	76	12.8
171781	FRS 01	43	48	9.7	171836	FRS 01	75	79	9.7
171782	FRS 01	45	50	5.6	171837	FRS 01	75	80	5.6
171783	FRS 01	45	50	9.7	171838	FRS 01	75	80	9.7
171784	FRS 01	45	50	15	171839	FRS 01	75	80	15

Sizes



Item No.	Code	d	D	L	Item No.	Code	d	D	L
171840	FRS 01	75	80	20	171894	FRS 01	125	130	9.7
171841	FRS 01	75	80	25	171895	FRS 01	125	130	15
171842	FRS 01	75	81	12.8	171896	FRS 01	125	130	25
171843	FRS 01	75	83	9.7	171897	FRS 01	125	130	30
171844	FRS 01	80	85	5.6	171898	FRS 01	125	131	12.8
171845	FRS 01	80	85	9.7	171899	FRS 01	130	135	9.7
171846	FRS 01	80	85	15	171900	FRS 01	130	135	15
171847	FRS 01	80	85	20	171901	FRS 01	130	135	20
171848	FRS 01	80	85	25	171902	FRS 01	130	135	25
171849	FRS 01	80	85	30	171903	FRS 01	130	136	12.8
171850	FRS 01	85	90	5.6	171904	FRS 01	135	140	9.7
171851	FRS 01	85	90	9.7	171905	FRS 01	135	140	15
171852	FRS 01	85	90	15	171910	FRS 01	135	141	12.8
171853	FRS 01	85	90	20	171911	FRS 01	140	145	9.7
171854	FRS 01	85	90	25	171912	FRS 01	140	145	15
171855	FRS 01	90	95	5.6	171913	FRS 01	140	145	20
171856	FRS 01	90	95	9.7	171914	FRS 01	140	145	25
172082	FRS 01	90	95	12.8	171915	FRS 01	140	145	30
171857	FRS 01	90	95	15	171916	FRS 01	140	145	40
171858	FRS 01	90	95	20	171917	FRS 01	140	146	12.8
171859	FRS 01	90	95	25	171918	FRS 01	145	150	9.7
171860	FRS 01	90	96	12.8	171919	FRS 01	150	155	9.7
171861	FRS 01	95	100	5.6	171920	FRS 01	150	155	15
171862	FRS 01	95	100	9.7	171921	FRS 01	150	155	20
171863	FRS 01	95	101	12.8	171922	FRS 01	150	155	25
171864	FRS 01	100	105	5.6	171923	FRS 01	150	155	30
171865	FRS 01	100	105	9.7	171924	FRS 01	150	156	12.8
171866	FRS 01	100	105	15	171925	FRS 01	155	160	15
171867	FRS 01	100	105	20	171926	FRS 01	155	160	25
171868	FRS 01	100	105	25	171927	FRS 01	155	160	30
171869	FRS 01	100	106	12.8	171928	FRS 01	160	165	9.7
171870	FRS 01	105	110	5.6	171929	FRS 01	160	165	15
171871	FRS 01	105	110	9.7	171930	FRS 01	160	165	20
171872	FRS 01	105	110	15	171931	FRS 01	160	165	25
171873	FRS 01	105	110	20	171932	FRS 01	160	165	30
171874	FRS 01	105	110	25	171933	FRS 01	165	170	9.7
171875	FRS 01	110	115	5.6	171934	FRS 01	165	170	20
171876	FRS 01	110	115	9.7	171935	FRS 01	165	170	25
171877	FRS 01	110	115	12.8	171936	FRS 01	170	175	9.7
171878	FRS 01	110	115	15	171937	FRS 01	170	175	15
171879	FRS 01	110	115	20	171938	FRS 01	170	175	20
171880	FRS 01	110	115	25	171939	FRS 01	170	175	25
171881	FRS 01	115	120	9.7	171940	FRS 01	170	175	30
171882	FRS 01	115	120	15	171941	FRS 01	170	175	40
171883	FRS 01	115	120	20	171942	FRS 01	175	180	20
171884	FRS 01	115	120	30	171943	FRS 01	180	185	9.7
171885	FRS 01	115	120	35	171944	FRS 01	180	185	15
171886	FRS 01	115	121	12.8	171945	FRS 01	180	185	20
171887	FRS 01	120	125	5.6	171946	FRS 01	180	185	25
171888	FRS 01	120	125	9.7	171947	FRS 01	180	185	30
171889	FRS 01	120	125	15	171948	FRS 01	180	185	40
171890	FRS 01	120	125	25	171949	FRS 01	180	185	45
171891	FRS 01	120	125	30	171950	FRS 01	185	190	9.7
171892	FRS 01	120	125	35	171951	FRS 01	185	190	20
171893	FRS 01	120	126	12.8	171952	FRS 01	185	190	25

FRS 01

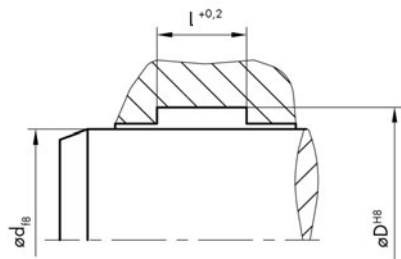
Sizes

Item No.	Code	d	D	L	Item No.	Code	d	D	L
171953	FRS 01	190	195	15	172008	FRS 01	270	275	20
171954	FRS 01	190	195	20	172009	FRS 01	270	275	25
171955	FRS 01	190	195	25	172010	FRS 01	275	280	25
171956	FRS 01	195	200	30	172011	FRS 01	275	280	30
171957	FRS 01	200	205	9.7	172012	FRS 01	275	280	40
171958	FRS 01	200	205	15	172013	FRS 01	280	285	9.7
171959	FRS 01	200	205	20	172014	FRS 01	280	285	15
171960	FRS 01	200	205	25	172015	FRS 01	280	285	20
171961	FRS 01	200	205	30	172016	FRS 01	280	285	25
171962	FRS 01	200	205	40	172017	FRS 01	280	285	30
171963	FRS 01	205	210	9.7	172018	FRS 01	280	285	40
171964	FRS 01	210	215	15	172019	FRS 01	280	290	35
171965	FRS 01	210	215	20	172020	FRS 01	285	290	20
171966	FRS 01	210	215	25	172021	FRS 01	285	290	25
171967	FRS 01	210	215	30	172022	FRS 01	285	290	30
171968	FRS 01	215	220	25	172023	FRS 01	290	295	9.7
171969	FRS 01	220	225	15	172024	FRS 01	290	295	15
171970	FRS 01	220	225	20	172025	FRS 01	290	295	20
171971	FRS 01	220	225	25	172026	FRS 01	290	295	25
171972	FRS 01	220	225	30	172027	FRS 01	295	300	25
171973	FRS 01	225	230	20	172028	FRS 01	295	300	30
171974	FRS 01	225	230	25	172029	FRS 01	300	305	15
171975	FRS 01	225	230	30	172030	FRS 01	300	305	20
171976	FRS 01	225	230	35	172031	FRS 01	300	305	25
171977	FRS 01	230	235	9.7	172032	FRS 01	300	305	30
171978	FRS 01	230	235	15	172033	FRS 01	305	310	15
171979	FRS 01	230	235	20	172034	FRS 01	305	310	20
171980	FRS 01	230	235	25	172035	FRS 01	305	310	25
171981	FRS 01	230	235	30	172036	FRS 01	305	310	30
171982	FRS 01	235	240	9.7	172037	FRS 01	310	315	15
171983	FRS 01	235	240	15	172038	FRS 01	310	315	20
171984	FRS 01	235	240	25	172039	FRS 01	310	315	25
171985	FRS 01	235	240	30	172040	FRS 01	320	325	9.7
171986	FRS 01	240	245	15	172041	FRS 01	320	325	15
171987	FRS 01	240	245	25	172042	FRS 01	320	325	25
171988	FRS 01	240	245	30	172043	FRS 01	320	325	30
171989	FRS 01	250	255	15	172044	FRS 01	325	330	30
171990	FRS 01	250	255	20	172045	FRS 01	330	335	15
171991	FRS 01	250	255	25	172046	FRS 01	330	335	25
171992	FRS 01	250	255	30	172047	FRS 01	330	335	50
171993	FRS 01	255	260	9.7	172048	FRS 01	335	340	25
171994	FRS 01	255	260	20	172049	FRS 01	335	340	30
171995	FRS 01	255	260	30	172050	FRS 01	335	340	40
171996	FRS 01	255	260	40	172051	FRS 01	340	345	15
171997	FRS 01	260	265	9.7	172052	FRS 01	340	345	25
171998	FRS 01	260	265	15	172053	FRS 01	340	345	30
171999	FRS 01	260	265	20	172054	FRS 01	340	345	40
172000	FRS 01	260	265	25	172055	FRS 01	345	350	25
172001	FRS 01	260	265	30	172056	FRS 01	350	355	15
172002	FRS 01	260	265	40	172057	FRS 01	350	355	25
172003	FRS 01	265	270	15	172058	FRS 01	350	355	30
172004	FRS 01	265	270	20	172059	FRS 01	360	365	15
172005	FRS 01	265	270	25	172060	FRS 01	360	365	25
172006	FRS 01	265	270	30	172061	FRS 01	370	375	15
172007	FRS 01	270	275	15	172062	FRS 01	370	375	30

FRS 01


Item No. Code d D L

Sizes



172063	FRS 01	380	385	15
172064	FRS 01	380	385	25
172065	FRS 01	390	395	25
172066	FRS 01	400	405	15
172067	FRS 01	400	405	25
172068	FRS 01	400	405	40
172069	FRS 01	420	425	25
172070	FRS 01	430	435	25
172071	FRS 01	440	445	25
172072	FRS 01	450	455	25
172073	FRS 01	450	455	40
172074	FRS 01	480	485	20
172075	FRS 01	480	485	25
172076	FRS 01	480	485	40
172077	FRS 01	490	495	25
172078	FRS 01	500	505	25
172079	FRS 01	500	505	40





FRS 05

Description

Product group	Guide elements
Design	Rod guide ring
Profile no.	05
Model	45
Material	HG 00 0301

Operational application limits

Max. surface pressure (N/mm²): ≤350
 Temperature (°C): -50 to +130
 Running speed (m/s): ≤1

Media

Hydraulic oils acc. to DIN 51524
 Part 1 - 3, lubricating oils, mineral oil
 based lubricating greases, highly non-
 flammable hydraulic fluids HFA, HFB,
 HFC acc. to VDMA 24317

Function

FRS 05 guide rings made of hard
 fabric materials serve to guide rods.
 They prevent metallic contact
 of the machine parts and absorb the
 transverse force that occurs. Hard
 fabric material guide rings are
 primarily used in mobile hydraulics
 and heavy hydraulics, as they are very
 well-suited for higher surface pressures.
 An increased sliding ability which
 results in an improvement of the stick-
 slip effect is achieved by inclusion of
 PTFE in the compound. Guide rings are
 easier to install than guide strips and
 are, therefore, recommended by us.

Installation

Turned hard fabric guide rings are
 slit and can be installed in closed
 installation grooves.
 There are three different cutting types:
 45°, 90°, ST.
 45° = for better press force distribution
 and to facilitate installation

90° = simple cut
 ST = for swivel movements
 The turned chamfers support the
 installation.

Remarks

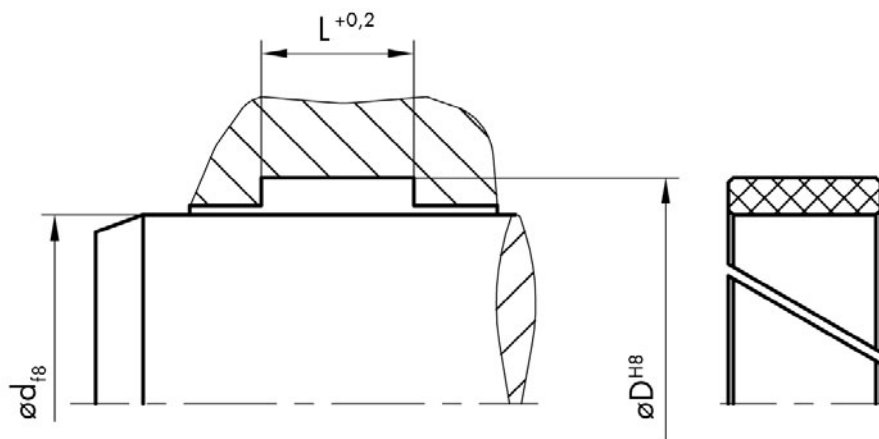
Standard guide rings are supplied with
 a 45° diagonal cut and in a compound
 of phenolic resin impregnated synthetic
 fibre fabric with PTFE inclusion.
 Should you require different materials
 or cutting types, please include these
 in your order (see Order code on
 page 12). Guide rings made of hard
 fabric are chamfered on both sides
 which means they can be used in both
 piston and rod areas. For special
 applications, a combination of guide
 elements made of hard fabric and PTFE
 is recommended. The PTFE guide ring
 must always be installed at a distance
 from the seal. The PTFE guide ring
 increases the sliding ability and gathers
 dirt, while the HGW guide ring ab-
 sorbs the transverse force that occurs.

Order code

Please include our item numbers in
 your order. Should you require non-
 standard dimensions, materials or
 material combinations, please use the
 order code on page 12.

Any seal. Any time.

All the items in our standard programme
 (marked red) are standard stock items.
 For all other items, please check the
 availability at www.dichtomatik.de.

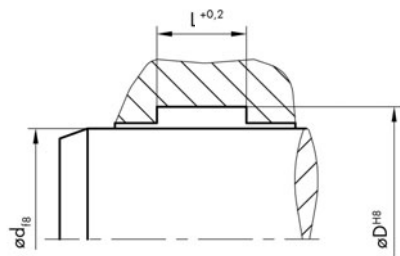


FRS 05

Sizes

Item No.	Code	d	D	L	Item No.	Code	d	D	L
167599	FRS 05	16	20	9.7	167682	FRS 05	45	50	20
167616	FRS 05	18	22	9.7	167683	FRS 05	45	51	9.7
167617	FRS 05	18	23	9.7	167684	FRS 05	50	55	5.6
167622	FRS 05	20	24	9.7	165983	FRS 05	50	55	9.7
167624	FRS 05	20	25	5.6	167685	FRS 05	50	55	15
167623	FRS 05	20	25	9.7	167686	FRS 05	50	55	20
167625	FRS 05	22	26	9.7	167687	FRS 05	50	55	25
167627	FRS 05	22	27	5.6	167688	FRS 05	50	56	9.7
167628	FRS 05	22	27	9.7	167689	FRS 05	52	57	9.7
167629	FRS 05	25	29	9.7	167690	FRS 05	52	58	9.7
167630	FRS 05	25	30	5.6	167691	FRS 05	52	58	12.8
167631	FRS 05	25	30	9.7	167693	FRS 05	55	60	5.6
167632	FRS 05	25	30	15	165984	FRS 05	55	60	9.7
167633	FRS 05	25	30	25	167694	FRS 05	55	60	15
167634	FRS 05	27	32	5.6	167695	FRS 05	55	60	20
167635	FRS 05	27	32	9.7	167696	FRS 05	55	60	25
167636	FRS 05	28	32	9.7	167697	FRS 05	55	61	9.7
167637	FRS 05	28	33	5.6	167698	FRS 05	56	61	5.6
167638	FRS 05	28	33	9.7	167699	FRS 05	56	61	9.7
167639	FRS 05	30	34	9.7	167700	FRS 05	56	61	15
167640	FRS 05	30	35	5.6	167701	FRS 05	56	61	20
167650	FRS 05	30	35	9.7	167702	FRS 05	56	61	25
167651	FRS 05	30	35	15	167703	FRS 05	56	62	12.8
167653	FRS 05	32	37	5.6	167704	FRS 05	58	63	5.6
167654	FRS 05	32	37	9.7	167705	FRS 05	58	63	9.7
167655	FRS 05	32	37	15	165985	FRS 05	60	65	5.6
167656	FRS 05	33	38	9.7	166940	FRS 05	60	65	9.7
167657	FRS 05	35	39	9.7	165986	FRS 05	60	65	15
167658	FRS 05	35	40	5.6	167706	FRS 05	60	65	20
167659	FRS 05	35	40	9.7	167707	FRS 05	60	65	25
167660	FRS 05	35	40	15	167708	FRS 05	60	66	12.8
167661	FRS 05	35	41	20	167709	FRS 05	61	67	12.8
167662	FRS 05	36	39	5.6	167710	FRS 05	62	68	12.8
167663	FRS 05	36	39	15	167711	FRS 05	63	68	5.6
167664	FRS 05	36	40	9.7	167712	FRS 05	63	68	9.7
167665	FRS 05	36	41	5.6	167713	FRS 05	63	68	15
167666	FRS 05	36	41	9.7	167714	FRS 05	63	68	20
167667	FRS 05	36	41	15	167715	FRS 05	63	69	12.8
167668	FRS 05	36	41	20	167716	FRS 05	65	70	9.7
167669	FRS 05	36	41	25	167717	FRS 05	65	70	15
167670	FRS 05	36	42	9.7	167718	FRS 05	65	70	20
167671	FRS 05	38	42	9.7	167719	FRS 05	65	70	25
167672	FRS 05	40	44	9.7	167720	FRS 05	65	71	12.8
167572	FRS 05	40	45	5.6	167721	FRS 05	66	72	12.8
167673	FRS 05	40	45	9.7	167722	FRS 05	70	75	5.6
167573	FRS 05	40	45	15	165987	FRS 05	70	75	9.7
167674	FRS 05	40	45	20	165988	FRS 05	70	75	15
167675	FRS 05	40	45	25	167723	FRS 05	70	75	20
167676	FRS 05	42	46	9.7	167724	FRS 05	70	75	25
167677	FRS 05	42	47	5.6	167725	FRS 05	70	75	29
167678	FRS 05	42	47	9.7	167726	FRS 05	70	76	12.8
167679	FRS 05	43	48	9.7	167727	FRS 05	75	79	9.7
167680	FRS 05	45	50	5.6	167728	FRS 05	75	80	5.6
166695	FRS 05	45	50	9.7	167729	FRS 05	75	80	9.7
167681	FRS 05	45	50	15	165989	FRS 05	75	80	15

Sizes



Item No.	Code	d	D	L	Item No.	Code	d	D	L
167730	FRS 05	75	80	20	167782	FRS 05	125	130	15
167731	FRS 05	75	80	25	167783	FRS 05	125	130	25
167732	FRS 05	75	81	12.8	167784	FRS 05	125	130	30
167733	FRS 05	75	83	9.7	167785	FRS 05	125	131	12.8
167734	FRS 05	80	85	5.6	167786	FRS 05	130	135	9.7
165990	FRS 05	80	85	9.7	167787	FRS 05	130	135	15
165991	FRS 05	80	85	15	167788	FRS 05	130	135	20
167735	FRS 05	80	85	20	167789	FRS 05	130	135	25
167736	FRS 05	80	85	25	167790	FRS 05	130	136	12.8
167737	FRS 05	80	85	30	167791	FRS 05	135	140	9.7
167738	FRS 05	85	90	5.6	167792	FRS 05	135	140	15
167739	FRS 05	85	90	9.7	167793	FRS 05	135	141	12.8
167740	FRS 05	85	90	15	167794	FRS 05	140	145	9.7
167741	FRS 05	85	90	20	167795	FRS 05	140	145	15
167742	FRS 05	85	90	25	167796	FRS 05	140	145	20
167743	FRS 05	90	95	5.6	167797	FRS 05	140	145	25
165992	FRS 05	90	95	9.7	167798	FRS 05	140	145	30
165993	FRS 05	90	95	15	167799	FRS 05	140	145	40
167745	FRS 05	90	95	20	167800	FRS 05	140	146	12.8
167746	FRS 05	90	95	25	167801	FRS 05	145	150	9.7
167747	FRS 05	90	96	12.8	167802	FRS 05	150	155	9.7
167748	FRS 05	95	100	5.6	167803	FRS 05	150	155	15
167749	FRS 05	95	100	9.7	167804	FRS 05	150	155	20
167750	FRS 05	95	101	12.8	167805	FRS 05	150	155	25
167751	FRS 05	100	105	5.6	167806	FRS 05	150	155	30
167752	FRS 05	100	105	9.7	167807	FRS 05	150	156	12.8
167753	FRS 05	100	105	15	167808	FRS 05	155	160	15
167754	FRS 05	100	105	20	167809	FRS 05	155	160	25
167755	FRS 05	100	105	25	167810	FRS 05	155	160	30
167756	FRS 05	100	106	12.8	167811	FRS 05	160	165	9.7
167757	FRS 05	105	110	5.6	167812	FRS 05	160	165	15
167758	FRS 05	105	110	9.7	167813	FRS 05	160	165	20
167759	FRS 05	105	110	15	167814	FRS 05	160	165	25
167760	FRS 05	105	110	20	167815	FRS 05	160	165	30
167761	FRS 05	105	110	25	167816	FRS 05	165	170	9.7
167762	FRS 05	110	115	5.6	167817	FRS 05	165	170	20
167763	FRS 05	110	115	9.7	167818	FRS 05	165	170	25
167764	FRS 05	110	115	12.8	167819	FRS 05	170	175	9.7
165994	FRS 05	110	115	15	167820	FRS 05	170	175	15
167765	FRS 05	110	115	20	167821	FRS 05	170	175	20
167766	FRS 05	110	115	25	167822	FRS 05	170	175	25
167767	FRS 05	115	120	9.7	167824	FRS 05	170	175	30
167768	FRS 05	115	120	15	167825	FRS 05	170	175	40
167769	FRS 05	115	120	20	167826	FRS 05	175	180	20
167770	FRS 05	115	120	30	167827	FRS 05	180	185	9.7
167771	FRS 05	115	120	35	167828	FRS 05	180	185	15
167772	FRS 05	115	121	12.8	167829	FRS 05	180	185	20
167773	FRS 05	120	125	5.6	167832	FRS 05	180	185	25
167774	FRS 05	120	125	9.7	167833	FRS 05	180	185	30
167775	FRS 05	120	125	15	167834	FRS 05	180	185	40
167776	FRS 05	120	125	25	167835	FRS 05	180	185	45
167777	FRS 05	120	125	30	167836	FRS 05	185	190	9.7
167778	FRS 05	120	125	35	167837	FRS 05	185	190	20
167779	FRS 05	120	126	12.8	167838	FRS 05	185	190	25
167781	FRS 05	125	130	9.7	167839	FRS 05	190	195	15

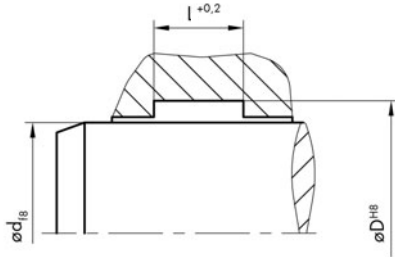
FRS 05

Sizes

Item No.	Code	d	D	L	Item No.	Code	d	D	L
167840	FRS 05	190	195	20	167892	FRS 05	270	275	25
167841	FRS 05	190	195	25	167893	FRS 05	275	280	25
167842	FRS 05	195	200	30	167894	FRS 05	275	280	30
167242	FRS 05	200	205	9.7	167895	FRS 05	275	280	40
167241	FRS 05	200	205	15	167896	FRS 05	280	285	9.7
167843	FRS 05	200	205	20	167897	FRS 05	280	285	15
167844	FRS 05	200	205	25	167898	FRS 05	280	285	20
167845	FRS 05	200	205	30	167899	FRS 05	280	285	25
167846	FRS 05	200	205	40	167900	FRS 05	280	285	30
167847	FRS 05	205	210	9.7	167901	FRS 05	280	285	40
167848	FRS 05	210	215	15	167902	FRS 05	280	290	35
167849	FRS 05	210	215	20	167903	FRS 05	285	290	20
167850	FRS 05	210	215	25	167904	FRS 05	285	290	25
167851	FRS 05	210	215	30	167905	FRS 05	285	290	30
167852	FRS 05	215	220	25	167906	FRS 05	290	295	9.7
167853	FRS 05	220	225	15	167907	FRS 05	290	295	15
167854	FRS 05	220	225	20	167908	FRS 05	290	295	20
167855	FRS 05	220	225	25	167909	FRS 05	290	295	25
167856	FRS 05	220	225	30	167910	FRS 05	295	300	25
167857	FRS 05	225	230	20	167911	FRS 05	295	300	30
167858	FRS 05	225	230	25	167913	FRS 05	300	305	15
167859	FRS 05	225	230	30	167914	FRS 05	300	305	20
167860	FRS 05	225	230	35	167915	FRS 05	300	305	25
167861	FRS 05	230	235	9.7	167916	FRS 05	300	305	30
167862	FRS 05	230	235	15	167917	FRS 05	305	310	15
167863	FRS 05	230	235	20	167918	FRS 05	305	310	20
167864	FRS 05	230	235	25	167919	FRS 05	305	310	25
167865	FRS 05	230	235	30	167920	FRS 05	305	310	30
167866	FRS 05	235	240	9.7	167921	FRS 05	310	315	15
167867	FRS 05	235	240	15	167922	FRS 05	310	315	20
167868	FRS 05	235	240	25	167923	FRS 05	310	315	25
167869	FRS 05	235	240	30	167924	FRS 05	320	325	9.7
167870	FRS 05	240	245	15	167925	FRS 05	320	325	15
167871	FRS 05	240	245	25	167926	FRS 05	320	325	25
167872	FRS 05	240	245	30	167927	FRS 05	320	325	30
167873	FRS 05	250	255	15	167928	FRS 05	325	330	30
167874	FRS 05	250	255	20	167929	FRS 05	330	335	15
167875	FRS 05	250	255	25	167930	FRS 05	330	335	25
167876	FRS 05	250	255	30	167931	FRS 05	330	335	50
167877	FRS 05	255	260	9.7	167932	FRS 05	335	340	25
167878	FRS 05	255	260	20	167933	FRS 05	335	340	30
167879	FRS 05	255	260	30	167934	FRS 05	335	340	40
167880	FRS 05	255	260	40	167935	FRS 05	340	345	15
167881	FRS 05	260	265	9.7	167936	FRS 05	340	345	25
167240	FRS 05	260	265	15	167937	FRS 05	340	345	30
167882	FRS 05	260	265	20	167938	FRS 05	340	345	40
167883	FRS 05	260	265	25	167939	FRS 05	345	350	25
167884	FRS 05	260	265	30	167940	FRS 05	350	355	15
167885	FRS 05	260	265	40	167941	FRS 05	350	355	25
167886	FRS 05	265	270	15	167942	FRS 05	350	355	30
167887	FRS 05	265	270	20	167943	FRS 05	360	365	15
167888	FRS 05	265	270	25	167944	FRS 05	360	365	25
167889	FRS 05	265	270	30	167945	FRS 05	370	375	15
167890	FRS 05	270	275	15	167946	FRS 05	370	375	30
167891	FRS 05	270	275	20	167947	FRS 05	380	385	15

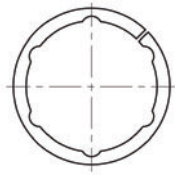
FRS 05

Item No. Code d D L

Sizes

167948	FRS 05	380	385	25
167949	FRS 05	390	395	25
167950	FRS 05	400	405	15
167951	FRS 05	400	405	25
167952	FRS 05	400	405	40
167953	FRS 05	420	425	25
167954	FRS 05	430	435	25
167955	FRS 05	440	445	25
167956	FRS 05	450	455	25
167957	FRS 05	450	455	40
167958	FRS 05	480	485	20
167959	FRS 05	480	485	25
167960	FRS 05	480	485	40
167961	FRS 05	490	495	25
167962	FRS 05	500	505	25
167963	FRS 05	500	505	40





FRS 06

Description

Product group	Guide elements
Design	Rod guide ring
Profile no.	06
Model	EN Load relieving grooves
Material	POM 00 3003

Operational application limits

Max. surface pressure (N/mm²): ≤35
Temperature (°C): -30 to +110
Running speed (m/s): ≤1

Media

Hydraulic oils acc. to DIN 51524 Part 1 - 3, lubricating oils, mineral oil based lubricating greases, highly non-flammable hydraulic fluids HFA, HFB, HFC acc. to VDMA 24317

Function

FRS 06 guide rings are primarily used for rod and plunger seals and prevent metallic contact of the machine parts there. They absorb the transverse forces that occur. Due to the load relieving grooves that, permanent equal pressure distribution is achieved during operation.

Installation

FRS 06 guide rings are slit and can be installed in closed installation grooves. The chamfers support installation.

Remarks

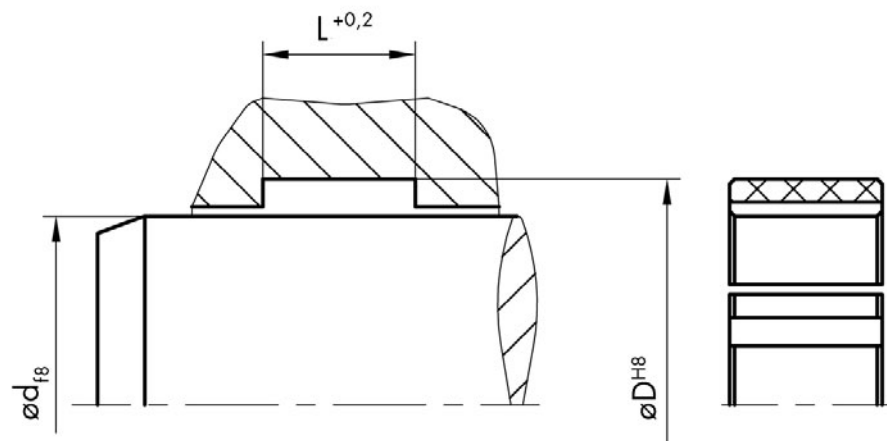
FRS 06 guide rings are a reasonably priced alternative to hard fabric guide rings but due to their low surface pressure performance at high pressures, have limited applications.

Order code

Please include our item numbers in your order. Should you require non-standard dimensions, materials or material combinations, please use the order code on page 12.

Any seal. Any time.

All the items in our standard programme (marked red) are standard stock items. For all other items, please check the availability at www.dichtomatik.de.



FRS 06

Item No.	Code	d	D	L
----------	------	---	---	---

Sizes

174344	FRS 06 EN	20	30	13
174345	FRS 06 EN	25	35	13
174346	FRS 06 EN	30	40	13
174347	FRS 06 EN	35	45	13
174348	FRS 06 EN	40	50	16
174350	FRS 06 EN	45	55	16
174351	FRS 06 EN	45	60	16
174352	FRS 06 EN	55	65	16
174353	FRS 06 EN	65	75	16
174354	FRS 06 EN	75	85	16

Dichtomatik Quickfinder

**Piston seals
one-sided pressure load
from page 291**

**Piston seals
two-sided pressure load
from page 337**

**Rod seals
from page 349**

**Wipers
from page 415**

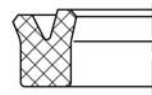


Dichtomatik Quickfinder
Piston seals
one-sided pressure load

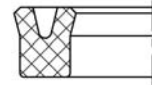


D	d	L	H	Item No.	Code	Mat.	max. Press. (bar)	max. Run. speed (m/s)	Page
9	4	4.5	3.5	83731	KNA 23 E	NBR	160	0.5	48
6.6	3.7	2.4		158221	KNA 44 E	PTFE	350	0.5	94
7.5	4	3	2	125010	KNA 23 E	NBR	160	0.5	48
7.5	4	3.5	3	173010	KN 21 E	NBR	160	0.5	48
7.5	4.5	4	3	88292	KNA 23 E	NBR	160	0.5	48
7.7	4.8	2.4		158223	KNA 44 E	PTFE	350	0.5	94
8	3.1	2.2		76894	KPOR 31 E	PTFE	400	15	74
8	5.1	2.4		108753	KNA 44 E	PTFE	350	0.5	94
9.52	3.17	5.56	3.96	35788	KNA 23 E	NBR	160	0.5	48
9.52	6.62	2.4		110615	KNA 44 E	PTFE	350	0.5	94
10	3	7	6	62293	KN 21 E	NBR	160	0.5	48
10	4	5.5	4.5	62295	KN 21 E	NBR	160	0.5	48
10	4	5.5	4.5	168724	KN 25 E	TPU	300	0.5	26
10	4	6	5	173011	KN 21 E	NBR	160	0.5	48
10	4.6	3.44		127854	KNA 44 E	PTFE	350	0.5	94
10	5	4.5	4	173012	KN 21 E	NBR	160	0.5	48
10	5.1	2.2		76895	KPOR 31 E	PTFE	400	15	74
10	6	3.5	3	173013	KN 21 E	NBR	160	0.5	48
10	6	3.5	3	173383	KN 25 E	TPU	300	0.5	26
10	7.1	2.4		108754	KNA 44 E	PTFE	350	0.5	94
11	4	9	8	46958	KN 21 E	NBR	160	0.5	48
11	5	6	5	173164	KN 21 E	NBR	160	0.5	48
11	5	8	7	173014	KN 21 E	NBR	160	0.5	48
11	6	8	7	69668	KN 25 E	TPU	300	0.5	26
11.11	4.76	5.56	3.96	59686	KNA 23 E	NBR	160	0.5	48
11.5	6	4	3.4	80973	KN 21 E	NBR	160	0.5	48
12	4	4.5	4	173165	KN 21 E	NBR	160	0.5	48
12	4	6.5	5.5	173166	KN 21 E	NBR	160	0.5	48
12	5	6	5	173015	KN 21 E	NBR	160	0.5	48
12	5	6	5.5	22418	KNA 28 E	TPU	400	0.5	26
12	6	4.5	4	62305	KN 21 E	NBR	160	0.5	48
12	6	4.5	4	173016	KN 21 E	NBR	160	0.5	48
12	6	5	4	21557	KNA 23 E	NBR	160	0.5	48
12	6	7	6	173017	KN 21 E	NBR	160	0.5	48
12	6	8	7	173018	KN 21 E	NBR	160	0.5	48
12	7	3	2.55	150975	KNA 23 E	NBR	160	0.5	48
12	7.1	2.2		22257	KPOR 31 E	PTFE	400	15	74
12	8	6	5	173019	KN 21 E	NBR	160	0.5	48
12	9.1	2.4		110546	KNA 44 E	PTFE	350	0.5	94
12.4	9.5	2.4		158025	KNA 44 E	PTFE	350	0.5	94
12.5	4.5	5	4	158728	KNA 23 E	NBR	160	0.5	48
12.5	7	4	3.5	151014	KN 21 E	NBR	160	0.5	48
12.5	7.6	2.2		151285	KPOR 31 E	PTFE	400	15	74
12.7	6.35	5.38	4.76	172927	KNA 23 E	NBR	160	0.5	48
12.7	9.8	2.4		110616	KNA 44 E	PTFE	350	0.5	94
13.8	8.6	3.2	2.8	158900	KNA 23 E	NBR	160	0.5	48
14	4	7	6	168731	KN 25 E	TPU	300	0.5	26
14	5	5.5	4.5	62303	KN 21 E	NBR	160	0.5	48
14	6	5	4	172836	KN 21 E	NBR	160	0.5	48
14	6	6.3	5.7	168316	KN 36 E	TPU	400	0.5	64
14	6	7	6	162252	KN 21 E	NBR	160	0.5	48
14	7	4.2	3.5	168733	KN 25 E	TPU	300	0.5	26
14	8	4.5	4	173020	KN 21 E	NBR	160	0.5	48
14	8	5.5	4.5	174309	KNA 23 E	NBR	160	0.5	48

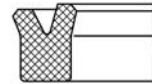
Dichtomatik Quickfinder
Piston seals
one-sided pressure load



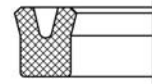
KNA 28



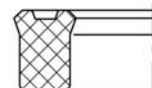
KN 25



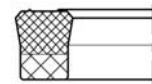
KNA 23



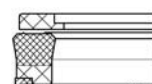
KN 21



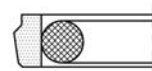
KN 36



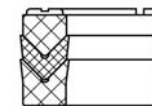
KN 05



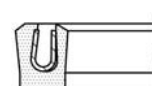
KNA 16



KPOR 31



KDS 01



KNA 44



Dichtomatik Quickfinder

Piston seals

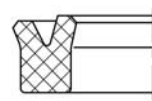
one-sided pressure load

	D	d	L	H	Item No.	Code	Mat.	max. Press. (bar)	max. Run. speed (m/s)	Page
	14	8	6.3	5.7	156844	KNA 28 E	TPU	400	0.5	26
	14	8	6.8	5.8	168595	KNA 28 E	TPU	400	0.5	26
	14	8	7	6	173021	KN 21 E	NBR	160	0.5	48
	14	9.1	2.2		133720	KPOR 31 E	PTFE	400	15	74
	14	9.5	3.6		110547	KNA 44 E	PTFE	350	0.5	94
	14	10	3.5	3	168736	KN 25 E	TPU	300	0.5	26
	14	10	4	3.5	79573	KN 21 E	NBR	160	0.5	48
	14.2	11.3	2.4		158024	KNA 44 E	PTFE	350	0.5	94
	14.28	7.93	5.38	4.76	173966	KNA 23 E	NBR	160	0.5	48
	15	6	6	5	173167	KN 21 E	NBR	160	0.5	48
	15	7	8	7	62314	KN 21 E	NBR	160	0.5	48
	15	8	7	6	173022	KN 21 E	NBR	160	0.5	48
	15	8	8	7	168737	KN 25 E	TPU	300	0.5	26
	15	9	9	8	168738	KN 25 E	TPU	300	0.5	26
	15	10	4.5	4	168740	KN 25 E	TPU	300	0.5	26
	15	10.1	2.2		76896	KPOR 31 E	PTFE	400	15	74
	15	10.5	3.6		110548	KNA 44 E	PTFE	350	0.5	94
	15.7	12.8	2.4		158224	KNA 44 E	PTFE	350	0.5	94
	15.87	7.93	6.3	5.5	16456	KNA 23 E	NBR	160	0.5	48
	15.87	7.93	6.35	6	36152	KN 05 E	NBR	200	0.5	70
	15.87	9.52	4.76		62050	KN 05 E	NBR	200	0.5	70
	16	6	6	5	172838	KN 21 E	NBR	160	0.5	48
	16	6	7	6	173168	KN 21 E	NBR	160	0.5	48
	16	6	9	8	15762	KNA 28 E	TPU	400	0.5	26
	16	8	5	4	60785	KN 21 E	NBR	160	0.5	48
	16	8	6.3	5.7	168319	KN 36 E	TPU	400	0.5	64
	16	8	6.5	5.5	16458	KNA 23 E	NBR	160	0.5	48
	16	8	7	6	173023	KN 21 E	NBR	160	0.5	48
	16	8	9	8	173025	KN 21 E	NBR	160	0.5	48
	16	9	4.5	4	144473	KN 21 E	NBR	160	0.5	48
	16	9	6.3	5.5	127412	KNA 23 E	NBR	160	0.5	48
	16	10	4.5	4	173026	KN 21 E	NBR	160	0.5	48
	16	10	5	4	168741	KN 25 E	TPU	300	0.5	26
	16	10	5	4	60166	KNA 23 E	NBR	160	0.5	48
	16	10	4.5	4	73749	KNA 28 E	TPU	400	0.5	26
	16	10	6	5	173027	KN 21 E	NBR	160	0.5	48
	16	10	6	5	168743	KN 25 E	TPU	300	0.5	26
	16	10	6.3	5.5	148972	KNA 23 E	NBR	160	0.5	48
	16	10	6.5	6	168744	KN 25 E	TPU	300	0.5	26
	16	10	6.5	6	71125	KNA 28 E	TPU	400	0.5	26
	16	10	7	6	173029	KN 21 E	NBR	160	0.5	48
	16	10	9	8	15804	KNA 28 E	TPU	400	0.5	26
	16	11.1	2.2		151	KPOR 31 E	PTFE	400	15	74
	16	11.5	3.6		110549	KNA 44 E	PTFE	350	0.5	94
	16.2	13.3	2.4		158222	KNA 44 E	PTFE	350	0.5	94
17	6	7	6	27070	KN 21 E	NBR	160	0.5	48	
17	10	6.3	6	173715	KN 05 E	NBR	200	0.5	70	
17	11	5	4	168746	KN 25 E	TPU	300	0.5	26	
17	12.5	3.6		110550	KNA 44 E	PTFE	350	0.5	94	
17.46	12.05	4.77	3.17	172929	KNA 23 E	NBR	160	0.5	48	
18	6	9	8	173169	KN 21 E	NBR	160	0.5	48	
18	8	7	6	20639	KN 21 E	NBR	160	0.5	48	
18	8	8.5	8	168309	KN 36 E	TPU	400	0.5	64	
18	8	9	8	173170	KN 21 E	NBR	160	0.5	48	
18	8	10	9	168747	KN 25 E	TPU	300	0.5	26	

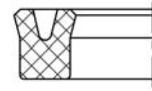


D	d	L	H	Item No.	Code	Mat.	max. Press. (bar)	max. Run. speed (m/s)	Page
18	10	5	4	172842	KN 21 E	NBR	160	0.5	48
18	10	6	5.5	168748	KN 25 E	TPU	300	0.5	26
18	10	6	5	168749	KN 25 E	TPU	300	0.5	26
18	10	6	5.5	107819	KNA 23 E	NBR	160	0.5	48
18	10	6.3	5.5	168314	KN 36 E	TPU	400	0.5	64
18	10	6.3	5.7	168320	KN 36 E	TPU	400	0.5	64
18	10	7	6	173031	KN 21 E	NBR	160	0.5	48
18	10	7	6	168750	KN 25 E	TPU	300	0.5	26
18	10	9	8	62350	KN 21 E	NBR	160	0.5	48
18	10	9	8	168752	KN 25 E	TPU	300	0.5	26
18	10.7	3.2		76897	KPOR 31 E	PTFE	400	15	74
18	12	4.5	4	173032	KN 21 E	NBR	160	0.5	48
18	12	5	4	168753	KN 25 E	TPU	300	0.5	26
18	12	5	4.5	168321	KN 36 E	TPU	400	0.5	64
18	12	5.5	5	168756	KN 25 E	TPU	300	0.5	26
18	12	6	5	173033	KN 21 E	NBR	160	0.5	48
18	12	7	6	173034	KN 21 E	NBR	160	0.5	48
18	12	7	6	168760	KN 25 E	TPU	300	0.5	26
18	13.5	3.6		110551	KNA 44 E	PTFE	350	0.5	94
19	9	7	6	173171	KN 21 E	NBR	160	0.5	48
19	9	7	6	168763	KN 25 E	TPU	300	0.5	26
19	12	6.3	5.8	25828	KN 05 E	NBR	200	0.5	70
19.05	6.35	6.35	6	62051	KN 05 E	NBR	200	0.5	70
19.05	9.52	7.14	6.84	34773	KN 05 E	NBR	200	0.5	70
19.05	9.52	7.14	6.35	61293	KNA 23 E	NBR	160	0.5	48
19.05	12.7	4.77	3.17	172930	KNA 23 E	NBR	160	0.5	48
19.05	12.7	5.56	3.96	168771	KN 25 E	TPU	300	0.5	26
20	6	9	8	172834	KN 21 E	NBR	160	0.5	48
20	8	8.5	7.5	82801	KNA 28 E	TPU	400	0.5	26
20	10	6	5	60790	KN 21 E	NBR	160	0.5	48
20	10	6	5	168772	KN 25 E	TPU	300	0.5	26
20	10	7	6	168773	KN 25 E	TPU	300	0.5	26
20	10	8	7	173172	KN 21 E	NBR	160	0.5	48
20	10	8.5	7.5	65814	KNA 28 E	TPU	400	0.5	26
20	10	9	8	173173	KN 21 E	NBR	160	0.5	48
20	10	9	8	168774	KN 25 E	TPU	300	0.5	26
20	10	9	8	15763	KNA 28 E	TPU	400	0.5	26
20	10	9.3	8.9	77285	KDS 01 E 1/0	NBR F	400	0.5	92
20	12	6	5	173035	KN 21 E	NBR	160	0.5	48
20	12	6	5	168775	KN 25 E	TPU	300	0.5	26
20	12	6	5.5	73750	KNA 28 E	TPU	400	0.5	26
20	12	6.3	5.8	168311	KN 36 E	TPU	400	0.5	64
20	12	6.3	5.5	168322	KN 36 E	TPU	400	0.5	64
20	12	6.3	5.5	172928	KNA 23 E	NBR	160	0.5	48
20	12	6.5	5.5	168777	KN 25 E	TPU	300	0.5	26
20	12	7.5	7	22420	KNA 28 E	TPU	400	0.5	26
20	12	8	7	168778	KN 25 E	TPU	300	0.5	26
20	12	9	8	173036	KN 21 E	NBR	160	0.5	48
20	12	9	8	168779	KN 25 E	TPU	300	0.5	26
20	12.7	3.2		76898	KPOR 31 E	PTFE	400	15	74
20	13.5	5	4	168781	KN 25 E	TPU	300	0.5	26
20	14	4.5	4	173037	KN 21 E	NBR	160	0.5	48
20	14	5	4	168782	KN 25 E	TPU	300	0.5	26
20	14	4.7	4.2	121558	KNA 23 E	NBR	160	0.5	48
20	14	5.3	4.8	168783	KN 25 E	TPU	300	0.5	26

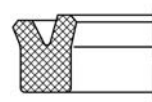
Dichtomatik Quickfinder
Piston seals
one-sided pressure load



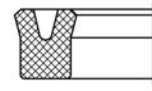
KNA 28



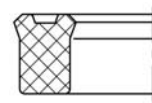
KN 25



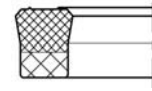
KNA 23



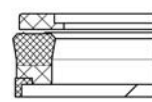
KN 21



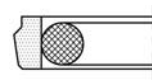
KN 36



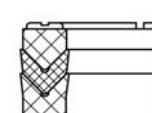
KN 05



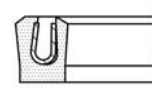
KNA 16



KPOR 31



KDS 01



KNA 44



Dichtomatik Quickfinder

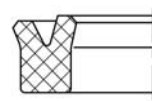
Piston seals one-sided pressure load

	D	d	L	H	Item No.	Code	Mat.	max. Press. (bar)	max. Run. speed (m/s)	Page
					173038	KN 21 E	NBR	160	0.5	48
					168784	KN 25 E	TPU	300	0.5	26
					168599	KNA 28 E	TPU	400	0.5	26
					15805	KNA 28 E	TPU	400	0.5	26
					173039	KN 21 E	NBR	160	0.5	48
					168786	KN 25 E	TPU	300	0.5	26
					89834	KNA 23 E	NBR	160	0.5	48
					173040	KN 21 E	NBR	160	0.5	48
					115889	KPOR 31 E	PTFE	400	15	74
					110552	KNA 44 E	PTFE	350	0.5	94
					168788	KN 25 E	TPU	300	0.5	26
					168790	KN 25 E	TPU	300	0.5	26
					172932	KNA 23 E	NBR	160	0.5	48
					168317	KN 36 E	TPU	400	0.5	64
					124791	KNA 44 E	PTFE	350	0.5	94
					46965	KN 21 E	NBR	160	0.5	48
					62336	KN 21 E	NBR	160	0.5	48
					168791	KN 25 E	TPU	300	0.5	26
					172840	KN 21 E	NBR	160	0.5	48
					168792	KN 25 E	TPU	300	0.5	26
					173174	KN 21 E	NBR	160	0.5	48
					168793	KN 25 E	TPU	300	0.5	26
					159521	KNA 23 E	NBR	160	0.5	48
					173175	KN 21 E	NBR	160	0.5	48
					173176	KN 21 E	NBR	160	0.5	48
					168794	KN 25 E	TPU	300	0.5	26
					173177	KN 21 E	NBR	160	0.5	48
					168796	KN 25 E	TPU	300	0.5	26
					173178	KN 21 E	NBR	160	0.5	48
					168797	KN 25 E	TPU	300	0.5	26
					173179	KN 21 E	NBR	160	0.5	48
					168798	KN 25 E	TPU	300	0.5	26
					15761	KNA 28 E	TPU	400	0.5	26
					77286	KDS 01 E 1/0	NBR F	400	0.5	92
				173180	KN 21 E	NBR	160	0.5	48	
					168800	KN 25 E	TPU	300	0.5	26
					168801	KN 25 E	TPU	300	0.5	26
					173181	KN 21 E	NBR	160	0.5	48
					168803	KN 25 E	TPU	300	0.5	26
					173717	KN 05 E	NBR	200	0.5	70
					168335	KN 36 E	TPU	400	0.5	64
					168804	KN 25 E	TPU	300	0.5	26
					173182	KN 21 E	NBR	160	0.5	48
					168805	KN 25 E	TPU	300	0.5	26
					168806	KN 25 E	TPU	300	0.5	26
					173183	KN 21 E	NBR	160	0.5	48
					76899	KPOR 31 E	PTFE	400	15	74
					173041	KN 21 E	NBR	160	0.5	48
					168807	KN 25 E	TPU	300	0.5	26
					168808	KN 25 E	TPU	300	0.5	26
					173042	KN 21 E	NBR	160	0.5	48
					168809	KN 25 E	TPU	300	0.5	26
					168337	KN 36 E	TPU	400	0.5	64
					168810	KN 25 E	TPU	300	0.5	26
					173043	KN 21 E	NBR	160	0.5	48

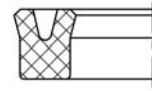


D	d	L	H	Item No.	Code	Mat.	max. Press. (bar)	max. Run. speed (m/s)	Page
22	16	7	6	34852	KN 21 E	NBR	160	0.5	48
22	17.1	2.2		83331	KPOR 31 E	PTFE	400	15	74
22	17.5	3.6		110553	KNA 44 E	PTFE	350	0.5	94
22.22	9.52	6.35	6	65131	KN 05 E	NBR	200	0.5	70
22.22	12.7	7.14	6.35	172931	KNA 23 E	NBR	160	0.5	48
22.5	16	4.8		120686	KNA 44 E	PTFE	350	0.5	94
22.7	16	5	4	168325	KN 36 E	TPU	400	0.5	64
23	15	6.3	6	173718	KN 05 E	NBR	200	0.5	70
23.81	14.28	7.14	6.35	59755	KNA 23 E	NBR	160	0.5	48
24	12	7	6	173184	KN 21 E	NBR	160	0.5	48
24	12	7	6	168811	KN 25 E	TPU	300	0.5	26
24	12	9	8	168812	KN 25 E	TPU	300	0.5	26
24	12	10	9	168813	KN 25 E	TPU	300	0.5	26
24	12	11	10	173185	KN 21 E	NBR	160	0.5	48
24	12	11	10	168815	KN 25 E	TPU	300	0.5	26
24	14	6	5	172850	KN 21 E	NBR	160	0.5	48
24	14	7	6	173186	KN 21 E	NBR	160	0.5	48
24	14	7	6	168817	KN 25 E	TPU	300	0.5	26
24	14	9	8	27087	KN 21 E	NBR	160	0.5	48
24	14	9	8	168818	KN 25 E	TPU	300	0.5	26
24	16	4.5	4	173044	KN 21 E	NBR	160	0.5	48
24	16	6		77279	KN 05 E	NBR	200	0.5	70
24	16	6	5	168819	KN 25 E	TPU	300	0.5	26
24	16	7	6	173045	KN 21 E	NBR	160	0.5	48
24	16	7	6	168340	KN 36 E	TPU	400	0.5	64
24	16	10	9	168820	KN 25 E	TPU	300	0.5	26
24	16.5	11	10	168822	KN 25 E	TPU	300	0.5	26
24	18	9	8	168824	KN 25 E	TPU	300	0.5	26
25	8	7	6	27075	KN 21 E	NBR	160	0.5	48
25	10	11	10	173187	KN 21 E	NBR	160	0.5	48
25	10	11	10	168828	KN 25 E	TPU	300	0.5	26
25	10	11	10	168600	KNA 28 E	TPU	400	0.5	26
25	12	9	8	173188	KN 21 E	NBR	160	0.5	48
25	12	9	8	168829	KN 25 E	TPU	300	0.5	26
25	12	11	10	168830	KN 25 E	TPU	300	0.5	26
25	13	9	8	62394	KN 21 E	NBR	160	0.5	48
25	14.3	4.2		172376	KPOR 31 E	PTFE	400	15	74
25	15	6	5	173189	KN 21 E	NBR	160	0.5	48
25	15	6	5	168831	KN 25 E	TPU	300	0.5	26
25	15	6	5	107821	KNA 23 E	NBR	160	0.5	48
25	15	7	6	173190	KN 21 E	NBR	160	0.5	48
25	15	7	6	168832	KN 25 E	TPU	300	0.5	26
25	15	7.5	7.2	60133	KN 05 E	NBR	200	0.5	70
25	15	8	7.3	65819	KNA 28 E	TPU	400	0.5	26
25	15	9	8	173191	KN 21 E	NBR	160	0.5	48
25	15	9	8	168833	KN 25 E	TPU	300	0.5	26
25	15	9	8	15765	KNA 28 E	TPU	400	0.5	26
25	15	9.3	8.9	77287	KDS 01 E 1/0	NBR F	400	0.5	92
25	15	11	10	27090	KN 21 E	NBR	160	0.5	48
25	15	11	10	168834	KN 25 E	TPU	300	0.5	26
25	16	6	5	173046	KN 21 E	NBR	160	0.5	48
25	16	9	8	168835	KN 25 E	TPU	300	0.5	26
25	17	5	4	168837	KN 25 E	TPU	300	0.5	26
25	17	6.3	5.5	73751	KNA 28 E	TPU	400	0.5	26
25	17	6.5	5.5	172933	KNA 23 E	NBR	160	0.5	48

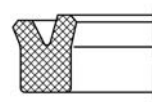
Dichtomatik Quickfinder
Piston seals
one-sided pressure load



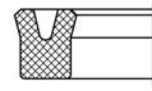
KNA 28



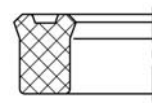
KN 25



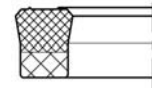
KNA 23



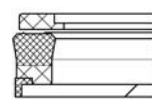
KN 21



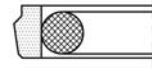
KN 36



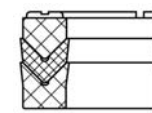
KN 05



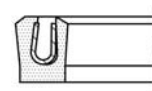
KNA 16



KPOR 31



KDS 01



KNA 44



Dichtomatik Quickfinder

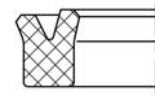
Piston seals one-sided pressure load

	D	d	L	H	Item No.	Code	Mat.	max. Press. (bar)	max. Run. speed (m/s)	Page
	25	17	7	6	74968	KNA 23 E	NBR	160	0.5	48
	25	17	9	8	168838	KN 25 E	TPU	300	0.5	26
	25	17	11	10	168839	KN 25 E	TPU	300	0.5	26
	25	17	11	10	15766	KNA 28 E	TPU	400	0.5	26
	25	17.7	3.2		76900	KPOR 31 E	PTFE	400	15	74
	25	18	5.5	5	168840	KN 25 E	TPU	300	0.5	26
	25	18	5.7	5.1	168342	KN 36 E	TPU	400	0.5	64
	25	18	6	5	173047	KN 21 E	NBR	160	0.5	48
	25	18	6	5	124225	KNA 23 E	NBR	160	0.5	48
	25	18	6.5	5.5	173048	KN 21 E	NBR	160	0.5	48
	25	18	7	6	168841	KN 25 E	TPU	300	0.5	26
	25	18.8	4.8		110554	KNA 44 E	PTFE	350	0.5	94
	25	19	7	6	168843	KN 25 E	TPU	300	0.5	26
	25	20	3.5	3	173049	KN 21 E	NBR	160	0.5	48
	25	20	3.5	3	24306	KN 36 E	TPU	400	0.5	64
	25	20	4	3.7	65482	KN 36 E	TPU	400	0.5	64
	25	20	4.5	4	168346	KN 36 E	TPU	400	0.5	64
	25	20.1	2.2		75311	KPOR 31 E	PTFE	400	15	74
	25.4	15.87	5.26	4.76	82339	KN 21 E	NBR	160	0.5	48
	25.4	15.87	7.14	6.35	104336	KN 21 E	NBR	160	0.5	48
	25.4	15.87	7.14	6.35	174319	KNA 23 E	NBR	160	0.5	48
	25.4	19.05	7.14	6.35	168844	KN 25 E	TPU	300	0.5	26
	25.4	19.05	7.14	6.35	72767	KNA 28 E	TPU	400	0.5	26
	26	10	9	8	173192	KN 21 E	NBR	160	0.5	48
	26	10	10.5	9.5	173193	KN 21 E	NBR	160	0.5	48
	26	12	11	10	172844	KN 21 E	NBR	160	0.5	48
	26	14	7	6	60799	KN 21 E	NBR	160	0.5	48
	26	14	9	8	168846	KN 25 E	TPU	300	0.5	26
	26	16	6	5	173194	KN 21 E	NBR	160	0.5	48
	26	16	6	5	168847	KN 25 E	TPU	300	0.5	26
	26	16	7	6	173195	KN 21 E	NBR	160	0.5	48
	26	16	7	6	168849	KN 25 E	TPU	300	0.5	26
	26	16	9	8	173196	KN 21 E	NBR	160	0.5	48
	26	16	9	8	168850	KN 25 E	TPU	300	0.5	26
	26	16	11	10	168851	KN 25 E	TPU	300	0.5	26
	26	18	4.5	4	168853	KN 25 E	TPU	300	0.5	26
	26	18	6	5	173197	KN 21 E	NBR	160	0.5	48
	26	18	6	5	168854	KN 25 E	TPU	300	0.5	26
	26	18	6.5	6.2	60136	KN 05 E	NBR	200	0.5	70
	26	18	6.5	5.5	73390	KNA 23 E	NBR	160	0.5	48
	26	18	7	6	168349	KN 36 E	TPU	400	0.5	64
	26	18	7.5	6.5	168855	KN 25 E	TPU	300	0.5	26
	26	18	9	8	168856	KN 25 E	TPU	300	0.5	26
	26	18	9.5	8.5	168857	KN 25 E	TPU	300	0.5	26
	26	20	5	4	168858	KN 25 E	TPU	300	0.5	26
	26	20	5.8	5	168315	KN 36 E	TPU	400	0.5	64
	26	20	6	5	133890	KN 21 E	NBR	160	0.5	48
	26	20	6	5.5	168352	KN 36 E	TPU	400	0.5	64
	26	20	7	6	134122	KN 21 E	NBR	160	0.5	48
	26.99	17.46	7.14	6.35	172934	KNA 23 E	NBR	160	0.5	48
	27	12	8.5	7.5	168859	KN 25 E	TPU	300	0.5	26
	27	15	6.5	6.2	60134	KN 05 E	NBR	200	0.5	70
	27	15	7	6	168860	KN 25 E	TPU	300	0.5	26
	27	19	6	5	168864	KN 25 E	TPU	300	0.5	26
	27	20	6.5	6.2	173719	KN 05 E	NBR	200	0.5	70

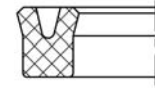


D	d	L	H	Item No.	Code	Mat.	max. Press. (bar)	max. Run. speed (m/s)	Page
27	20	6.5	5.7	168354	KN 36 E	TPU	400	0.5	64
27	20	7	6	173050	KN 21 E	NBR	160	0.5	48
27	20	7	6	168866	KN 25 E	TPU	300	0.5	26
27	21	5	4	168356	KN 36 E	TPU	400	0.5	64
28	10	11	10	173198	KN 21 E	NBR	160	0.5	48
28	12	11	10	173199	KN 21 E	NBR	160	0.5	48
28	14	8	7	172848	KN 21 E	NBR	160	0.5	48
28	14	11	10	173200	KN 21 E	NBR	160	0.5	48
28	14	11	10	168869	KN 25 E	TPU	300	0.5	26
28	15	9	8	90212	KN 21 E	NBR	160	0.5	48
28	15	9	8	168872	KN 25 E	TPU	300	0.5	26
28	15	11	10	173201	KN 21 E	NBR	160	0.5	48
28	15	11	10	168873	KN 25 E	TPU	300	0.5	26
28	16	7	6	172852	KN 21 E	NBR	160	0.5	48
28	16	7	6	168875	KN 25 E	TPU	300	0.5	26
28	16	10	9	89833	KNA 23 E	NBR	160	0.5	48
28	16	11	10	168877	KN 25 E	TPU	300	0.5	26
28	17.3	4.2		76902	KPOR 31 E	PTFE	400	15	74
28	18	6	5	60804	KN 21 E	NBR	160	0.5	48
28	18	6.3	5.8	168358	KN 36 E	TPU	400	0.5	64
28	18	7	6	173202	KN 21 E	NBR	160	0.5	48
28	18	8	7	168360	KN 36 E	TPU	400	0.5	64
28	18	9	8	173203	KN 21 E	NBR	160	0.5	48
28	18	9	8	168878	KN 25 E	TPU	300	0.5	26
28	18	9.3	8.9	77288	KDS 01 E 1/0	NBR F	400	0.5	92
28	20	4.5	4	173051	KN 21 E	NBR	160	0.5	48
28	20	5	4	168879	KN 25 E	TPU	300	0.5	26
28	20	6	5	173052	KN 21 E	NBR	160	0.5	48
28	20	6	5	168881	KN 25 E	TPU	300	0.5	26
28	20	6.3	6	173720	KN 05 E	NBR	200	0.5	70
28	20	6.3	5.8	168361	KN 36 E	TPU	400	0.5	64
28	20	7	6.7	173721	KN 05 E	NBR	200	0.5	70
28	20	7	6	168882	KN 25 E	TPU	300	0.5	26
28	20	7	6	168362	KN 36 E	TPU	400	0.5	64
28	20	8	7	168364	KN 36 E	TPU	400	0.5	64
28	20	9	8	168883	KN 25 E	TPU	300	0.5	26
28	20.7	3.2		84430	KPOR 31 E	PTFE	400	15	74
28	21.8	4.8		110556	KNA 44 E	PTFE	350	0.5	94
28	21.8	4.8		156847	KNA 44 E	PTFE	350	0.5	94
28	22	5	4	168884	KN 25 E	TPU	300	0.5	26
28	22	5.3	4.5	168339	KN 36 E	TPU	400	0.5	64
28	22	5.5	5	168366	KN 36 E	TPU	400	0.5	64
28	22	9	8	168885	KN 25 E	TPU	300	0.5	26
28.57	19.05	7.14	6.35	172935	KNA 23 E	NBR	160	0.5	48
28.57	19.05	8.72	7.93	159022	KNA 28 E	TPU	400	0.5	26
29	16	7	6	173204	KN 21 E	NBR	160	0.5	48
29	20	5.5	5	168887	KN 25 E	TPU	300	0.5	26
29	20	8.5	7.5	2005	KNA 23 E	NBR	160	0.5	48
29	22	5.6	5	168368	KN 36 E	TPU	400	0.5	64
30	10	11	10	27079	KN 21 E	NBR	160	0.5	48
30	13	11	10	27085	KN 21 E	NBR	160	0.5	48
30	15	7	6	173205	KN 21 E	NBR	160	0.5	48
30	15	7	6	168889	KN 25 E	TPU	300	0.5	26
30	15	9	8	173206	KN 21 E	NBR	160	0.5	48
30	15	9	8	168890	KN 25 E	TPU	300	0.5	26

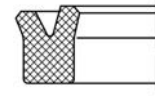
Dichtomatik Quickfinder
Piston seals
one-sided pressure load



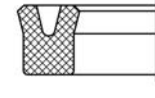
KNA 28



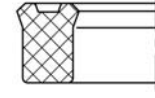
KN 25



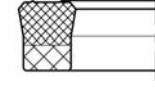
KNA 23



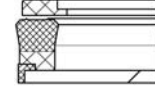
KN 21



KN 36



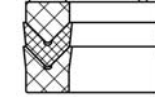
KN 05



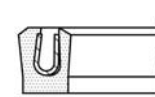
KNA 16



KPOR 31



KDS 01



KNA 44



Dichtomatik Quickfinder

Piston seals

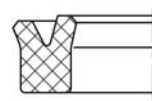
one-sided pressure load

	D	d	L	H	Item No.	Code	Mat.	max. Press. (bar)	max. Run. speed (m/s)	Page
					173207	KN 21 E	NBR	160	0.5	48
					168892	KN 25 E	TPU	300	0.5	26
					15795	KNA 28 E	TPU	400	0.5	26
					173208	KN 21 E	NBR	160	0.5	48
					173209	KN 21 E	NBR	160	0.5	48
					168893	KN 25 E	TPU	300	0.5	26
					173210	KN 21 E	NBR	160	0.5	48
					173211	KN 21 E	NBR	160	0.5	48
					168895	KN 25 E	TPU	300	0.5	26
					79393	KPOR 31 E	PTFE	400	15	74
					76904	KPOR 31 E	PTFE	400	15	74
					172854	KN 21 E	NBR	160	0.5	48
					25961	KN 21 E	NBR	160	0.5	48
					168896	KN 25 E	TPU	300	0.5	26
					168370	KN 36 E	TPU	400	0.5	64
					117738	KNA 23 E	NBR	160	0.5	48
					173053	KN 21 E	NBR	160	0.5	48
					168897	KN 25 E	TPU	300	0.5	26
					168372	KN 36 E	TPU	400	0.5	64
					15796	KNA 28 E	TPU	400	0.5	26
					62458	KN 21 E	NBR	160	0.5	48
					168898	KN 25 E	TPU	300	0.5	26
					168374	KN 36 E	TPU	400	0.5	64
					168899	KN 25 E	TPU	300	0.5	26
					173054	KN 21 E	NBR	160	0.5	48
					168901	KN 25 E	TPU	300	0.5	26
					173722	KN 05 E	NBR	200	0.5	70
					83615	KNA 23 E	NBR	160	0.5	48
					173055	KN 21 E	NBR	160	0.5	48
					168902	KN 25 E	TPU	300	0.5	26
					168375	KN 36 E	TPU	400	0.5	64
					90529	KNA 23 E	NBR	160	0.5	48
					22670	KNA 28 E	TPU	400	0.5	26
					168903	KN 25 E	TPU	300	0.5	26
					168376	KN 36 E	TPU	400	0.5	64
				168904	KN 25 E	TPU	300	0.5	26	
				143929	KN 21 E	NBR	160	0.5	48	
				6450	KNA 23 E	NBR	160	0.5	48	
				121349	KPOR 31 E	PTFE	400	15	74	
				110557	KNA 44 E	PTFE	350	0.5	94	
				168377	KN 36 E	TPU	400	0.5	64	
				61297	KNA 23 E	NBR	160	0.5	48	
				22193	KNA 23 E	NBR	160	0.5	48	
				11792	KNA 23 E	NBR	160	0.5	48	
				76905	KPOR 31 E	PTFE	400	15	74	
				172936	KNA 23 E	NBR	160	0.5	48	
				172937	KNA 23 E	NBR	160	0.5	48	
				27287	KN 05 E	NBR	200	0.5	70	
				38173	KN 05 E	NBR	200	0.5	70	
				168906	KN 25 E	TPU	300	0.5	26	
				168907	KN 25 E	TPU	300	0.5	26	
				172846	KN 21 E	NBR	160	0.5	48	
				173212	KN 21 E	NBR	160	0.5	48	
				27088	KN 21 E	NBR	160	0.5	48	
				168905	KN 25 E	TPU	300	0.5	26	

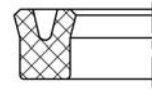


D	d	L	H	Item No.	Code	Mat.	max. Press. (bar)	max. Run. speed (m/s)	Page
32	16	11	10	173213	KN 21 E	NBR	160	0.5	48
32	17	11	10	168909	KN 25 E	TPU	300	0.5	26
32	18	8	7	173214	KN 21 E	NBR	160	0.5	48
32	18	8	7	168911	KN 25 E	TPU	300	0.5	26
32	20	6	5	168913	KN 25 E	TPU	300	0.5	26
32	20	7	6	172855	KN 21 E	NBR	160	0.5	48
32	20	7	6	168914	KN 25 E	TPU	300	0.5	26
32	20	8.5	7.5	173215	KN 21 E	NBR	160	0.5	48
32	20	8.5	7.5	168915	KN 25 E	TPU	300	0.5	26
32	20	9	8	168916	KN 25 E	TPU	300	0.5	26
32	20	10	9.7	173748	KN 05 E	NBR	200	0.5	70
32	20	10		173483	KNA16ESTFAH	NBR	500	0.5	72
32	20	10.9	10.4	77289	KDS 01 E 1/0	NBR F	400	0.5	92
32	21.3	4.2		76906	KPOR 31 E	PTFE	400	15	74
32	22	6	5.7	173750	KN 05 E	NBR	200	0.5	70
32	22	6	5	172856	KN 21 E	NBR	160	0.5	48
32	22	6	5	168917	KN 25 E	TPU	300	0.5	26
32	22	7	6	173056	KN 21 E	NBR	160	0.5	48
32	22	8	7	173057	KN 21 E	NBR	160	0.5	48
32	22	8	7	117410	KN 25 E	TPU	300	0.5	26
32	22	8	7	168381	KN 36 E	TPU	400	0.5	64
32	22	8	7	56407	KNA 23 E	NBR	160	0.5	48
32	22	8	7.3	124352	KNA 28 E	TPU	400	0.5	26
32	22	9	8	173058	KN 21 E	NBR	160	0.5	48
32	22	9	8	168920	KN 25 E	TPU	300	0.5	26
32	22	9	8	168382	KN 36 E	TPU	400	0.5	64
32	22	9	8	168602	KNA 28 E	TPU	400	0.5	26
32	22	10	9.7	173752	KN 05 E	NBR	200	0.5	70
32	22	11	10	168921	KN 25 E	TPU	300	0.5	26
32	22	11	10	15767	KNA 28 E	TPU	400	0.5	26
32	24	4.5	4	173059	KN 21 E	NBR	160	0.5	48
32	24	5	4	168923	KN 25 E	TPU	300	0.5	26
32	24	6.3	5.5	73753	KNA 28 E	TPU	400	0.5	26
32	24	6.5	5.5	174308	KNA 23 E	NBR	160	0.5	48
32	24	6.7	5.7	65849	KNA 28 E	TPU	400	0.5	26
32	24	7	6	168383	KN 36 E	TPU	400	0.5	64
32	24	7.5	7	168924	KN 25 E	TPU	300	0.5	26
32	24	8	7.5	168926	KN 25 E	TPU	300	0.5	26
32	24.7	3.2		80788	KPOR 31 E	PTFE	400	15	74
32	25	4.5	4	173060	KN 21 E	NBR	160	0.5	48
32	25	5	4	168927	KN 25 E	TPU	300	0.5	26
32	25	5	4	168385	KN 36 E	TPU	400	0.5	64
32	25	6		61997	KN 05 E	NBR	200	0.5	70
32	25	8	7	173061	KN 21 E	NBR	160	0.5	48
32	25.8	4.8		110558	KNA 44 E	PTFE	350	0.5	94
32	26	6	5	168603	KNA 28 E	TPU	400	0.5	26
32	27	8	7	76312	KNA 28 E	TPU	400	0.5	26
32	27.5	3.6		150976	KNA 44 E	PTFE	350	0.5	94
33	20	7	6	46974	KN 21 E	NBR	160	0.5	48
33	20	9	8	168928	KN 25 E	TPU	300	0.5	26
33	25	4.5	4	173062	KN 21 E	NBR	160	0.5	48
33	25	5	4	168929	KN 25 E	TPU	300	0.5	26
33	25	6		24782	KN 05 E	NBR	200	0.5	70
33	25	6	5	173063	KN 21 E	NBR	160	0.5	48
33	25	6	5	168930	KN 25 E	TPU	300	0.5	26

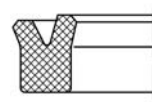
Dichtomatik Quickfinder
Piston seals
one-sided pressure load



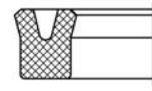
KNA 28



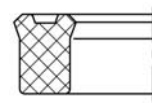
KN 25



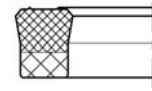
KNA 23



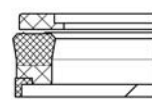
KN 21



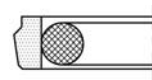
KN 36



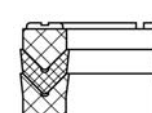
KN 05



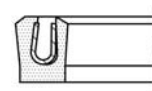
KNA 16



KPOR 31



KDS 01



KNA 44



Dichtomatik Quickfinder

Piston seals

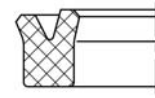
one-sided pressure load

	D	d	L	H	Item No.	Code	Mat.	max. Press. (bar)	max. Run. speed (m/s)	Page
					168386	KN 36 E	TPU	400	0.5	64
					168387	KN 36 E	TPU	400	0.5	64
					168931	KN 25 E	TPU	300	0.5	26
					173064	KN 21 E	NBR	160	0.5	48
					168932	KN 25 E	TPU	300	0.5	26
					168388	KN 36 E	TPU	400	0.5	64
	33.34	14.28	10.31	9.52	59804	KNA 23 E	NBR	160	0.5	48
	33.34	20.63	8.72	7.93	22196	KNA 23 E	NBR	160	0.5	48
	34	18	9	8	27097	KN 21 E	NBR	160	0.5	48
	34	18	9	8	168933	KN 25 E	TPU	300	0.5	26
					27102	KN 21 E	NBR	160	0.5	48
					173216	KN 21 E	NBR	160	0.5	48
					67801	KN 25 E	TPU	300	0.5	26
					168936	KN 25 E	TPU	300	0.5	26
					168605	KNA 28 E	TPU	400	0.5	26
					71127	KNA 28 E	TPU	400	0.5	26
					168607	KNA 28 E	TPU	400	0.5	26
					173217	KN 21 E	NBR	160	0.5	48
					173218	KN 21 E	NBR	160	0.5	48
					168390	KN 36 E	TPU	400	0.5	64
					127178	KN 25 E	TPU	300	0.5	26
					110310	KN 25 E	TPU	300	0.5	26
					65158	KN 05 E	NBR	200	0.5	70
					172938	KNA 23 E	NBR	160	0.5	48
					25679	KN 05 E	NBR	200	0.5	70
					168941	KN 25 E	TPU	300	0.5	26
					35318	KN 05 E	NBR	200	0.5	70
					27084	KN 21 E	NBR	160	0.5	48
					168942	KN 25 E	TPU	300	0.5	26
					168943	KN 25 E	TPU	300	0.5	26
					26309	KN 21 E	NBR	160	0.5	48
					168735	KN 25 E	TPU	300	0.5	26
					173219	KN 21 E	NBR	160	0.5	48
					168946	KN 25 E	TPU	300	0.5	26
					73409	KNA 23 E	NBR	160	0.5	48
					168608	KNA 28 E	TPU	400	0.5	26
					168947	KN 25 E	TPU	300	0.5	26
					168948	KN 25 E	TPU	300	0.5	26
					60141	KN 05 E	NBR	200	0.5	70
					173484	KNA 16 E STFAH	NBR	500	0.5	72
					168949	KN 25 E	TPU	300	0.5	26
					77290	KDS 01 E 1/0	NBR F	400	0.5	92
					76637	KPOR 31 E	PTFE	400	15	74
					168950	KN 25 E	TPU	300	0.5	26
				173065	KN 21 E	NBR	160	0.5	48	
				168392	KN 36 E	TPU	400	0.5	64	
				173066	KN 21 E	NBR	160	0.5	48	
				168951	KN 25 E	TPU	300	0.5	26	
				27566	KNA 23 E	NBR	160	0.5	48	
				173067	KN 21 E	NBR	160	0.5	48	
				168952	KN 25 E	TPU	300	0.5	26	
				168394	KN 36 E	TPU	400	0.5	64	
				22170	KNA 23 E	NBR	160	0.5	48	
				22170	KNA 23 E	NBR	160	0.5	48	
				124356	KNA 28 E	TPU	400	0.5	26	

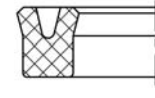


D	d	L	H	Item No.	Code	Mat.	max. Press. (bar)	max. Run. speed (m/s)	Page
35	25	8.5	8.2	285	KN 05 E	NBR	200	0.5	70
35	25	9	8	173068	KN 21 E	NBR	160	0.5	48
35	25	9	8	168953	KN 25 E	TPU	300	0.5	26
35	25	9	8	168396	KN 36 E	TPU	400	0.5	64
35	25	9	8	168609	KNA 28 E	TPU	400	0.5	26
35	25	10	9	168398	KN 36 E	TPU	400	0.5	64
35	25	11	10	168954	KN 25 E	TPU	300	0.5	26
35	25	11	10	168400	KN 36 E	TPU	400	0.5	64
35	27	4.5	4	60942	KN 21 E	NBR	160	0.5	48
35	27	4.5	4	175217	KN 25 E	TPU	300	0.5	26
35	27	11	10	168610	KNA 28 E	TPU	400	0.5	26
35	28	5.5	5	168957	KN 25 E	TPU	300	0.5	26
35	28	7	6	117769	KN 21 E	NBR	160	0.5	48
35	28.8	4.8		110559	KNA 44 E	PTFE	350	0.5	94
35.5	22	11	10	72682	KN 25 E	TPU	300	0.5	26
35.5	28	6	5	173069	KN 21 E	NBR	160	0.5	48
35.5	28	6	5	168960	KN 25 E	TPU	300	0.5	26
36	20	9	8	173220	KN 21 E	NBR	160	0.5	48
36	20	9	8	168962	KN 25 E	TPU	300	0.5	26
36	20	11	10	173221	KN 21 E	NBR	160	0.5	48
36	20	11	10	150010	KN 25 E	TPU	300	0.5	26
36	24	7	6	115179	KNA 23 E	NBR	160	0.5	48
36	24	10.9	10.4	77291	KDS 01 E 1/0	NBR F	400	0.5	92
36	25	6	5	168402	KN 36 E	TPU	400	0.5	64
36	25	9	8	78600	KNA 23 E	NBR	160	0.5	48
36	27	7	6	168965	KN 25 E	TPU	300	0.5	26
36	28	5	4	172860	KN 21 E	NBR	160	0.5	48
36	28	5	4	168966	KN 25 E	TPU	300	0.5	26
36	28	6		38412	KN 05 E	NBR	200	0.5	70
36	28	6	5	173070	KN 21 E	NBR	160	0.5	48
36	28	6	5	168967	KN 25 E	TPU	300	0.5	26
36	28	6.3	5.8	168403	KN 36 E	TPU	400	0.5	64
36	28	7	6	173071	KN 21 E	NBR	160	0.5	48
36	28	7	6	168969	KN 25 E	TPU	300	0.5	26
36	28	7.5	6.5	168970	KN 25 E	TPU	300	0.5	26
36	28	9	8	168404	KN 36 E	TPU	400	0.5	64
36.5	24	7	6.5	168611	KNA 28 E	TPU	400	0.5	26
36.51	25.4	7.14	6.35	172939	KNA 23 E	NBR	160	0.5	48
37	21	13	12	168971	KN 25 E	TPU	300	0.5	26
37	21	13	12	15809	KNA 28 E	TPU	400	0.5	26
37	25	8	7	173222	KN 21 E	NBR	160	0.5	48
37	25	8	7	168973	KN 25 E	TPU	300	0.5	26
37	30	6.8	5.8	168974	KN 25 E	TPU	300	0.5	26
37	30	7	6	168975	KN 25 E	TPU	300	0.5	26
37	30	9	8	90321	KN 21 E	NBR	160	0.5	48
38	22	11	10	173223	KN 21 E	NBR	160	0.5	48
38	25	8	7	173224	KN 21 E	NBR	160	0.5	48
38	25	10	9	173225	KN 21 E	NBR	160	0.5	48
38	25	10		173485	KNA 16 E STFAH	NBR	500	0.5	72
38	25	10.5	9.5	168976	KN 25 E	TPU	300	0.5	26
38	25	11	10	168977	KN 25 E	TPU	300	0.5	26
38	25	11	10	168406	KN 36 E	TPU	400	0.5	64
38	26	7	6	60948	KN 21 E	NBR	160	0.5	48
38	26	9	8	168978	KN 25 E	TPU	300	0.5	26
38	27	7	6	90219	KN 21 E	NBR	160	0.5	48

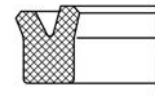
Dichtomatik Quickfinder
Piston seals
one-sided pressure load



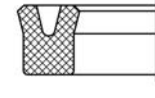
KNA 28



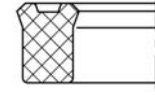
KN 25



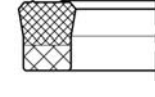
KNA 23



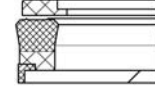
KN 21



KN 36



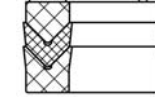
KN 05



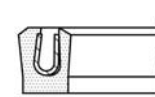
KNA 16



KPOR 31



KDS 01



KNA 44



Dichtomatik Quickfinder

Piston seals

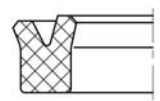
one-sided pressure load

	D	d	L	H	Item No.	Code	Mat.	max. Press. (bar)	max. Run. speed (m/s)	Page
					168980	KN 25 E	TPU	300	0.5	26
					172861	KN 21 E	NBR	160	0.5	48
					168408	KN 36 E	TPU	400	0.5	64
					172942	KNA 23 E	NBR	160	0.5	48
					62720	KN 21 E	NBR	160	0.5	48
					168981	KN 25 E	TPU	300	0.5	26
					62722	KN 21 E	NBR	160	0.5	48
					168982	KN 25 E	TPU	300	0.5	26
					168984	KN 25 E	TPU	300	0.5	26
					173723	KN 05 E	NBR	200	0.5	70
					168985	KN 25 E	TPU	300	0.5	26
					168410	KN 36 E	TPU	400	0.5	64
					168986	KN 25 E	TPU	300	0.5	26
					55903	KN 05 E	NBR	200	0.5	70
					44982	KNA 28 E	TPU	400	0.5	26
					168987	KN 25 E	TPU	300	0.5	26
					168412	KN 36 E	TPU	400	0.5	64
					168612	KNA 28 E	TPU	400	0.5	26
					168988	KN 25 E	TPU	300	0.5	26
					168348	KN 36 E	TPU	400	0.5	64
					172940	KNA 23 E	NBR	160	0.5	48
					24444	KN 05 E	NBR	200	0.5	70
					159023	KNA 28 E	TPU	400	0.5	26
					171033	KN 25 E	TPU	300	0.5	26
					59807	KNA 23 E	NBR	160	0.5	48
					65169	KN 05 E	NBR	200	0.5	70
					159024	KNA 28 E	TPU	400	0.5	26
					126817	KNA 44 E	PTFE	350	0.5	94
					168993	KN 25 E	TPU	300	0.5	26
					73204	KN 25 E	TPU	300	0.5	26
					172941	KNA 23 E	NBR	160	0.5	48
					173226	KN 21 E	NBR	160	0.5	48
					168994	KN 25 E	TPU	300	0.5	26
					173227	KN 21 E	NBR	160	0.5	48
					168997	KN 25 E	TPU	300	0.5	26
					168998	KN 25 E	TPU	300	0.5	26
					173228	KN 21 E	NBR	160	0.5	48
					168999	KN 25 E	TPU	300	0.5	26
					16424	KN 21 E	NBR	160	0.5	48
					173229	KN 21 E	NBR	160	0.5	48
					65861	KNA 28 E	TPU	400	0.5	26
					170492	KN 21 E	NBR	160	0.5	48
					169000	KN 25 E	TPU	300	0.5	26
					15768	KNA 28 E	TPU	400	0.5	26
					68	KDS 01 E 1/0	NBR F	400	0.5	92
					173230	KN 21 E	NBR	160	0.5	48
					173486	KNA 16 ESTFAH	NBR	500	0.5	72
					62028	KN 05 E	NBR	200	0.5	70
					172863	KN 21 E	NBR	160	0.5	48
				130050	KN 25 E	TPU	300	0.5	26	
				169013	KN 25 E	TPU	300	0.5	26	
				133754	KNA 23 E	NBR	160	0.5	48	
				173072	KN 21 E	NBR	160	0.5	48	
				169014	KN 25 E	TPU	300	0.5	26	
				174310	KNA 23 E	NBR	160	0.5	48	

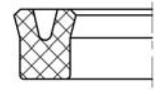


D	d	L	H	Item No.	Code	Mat.	max. Press. (bar)	max. Run. speed (m/s)	Page
40	28	11	10	79885	KNA 28 E	TPU	400	0.5	26
40	29.3	4.2		76913	KPOR 31 E	PTFE	400	15	74
40	30	5.5	5	169015	KN 25 E	TPU	300	0.5	26
40	30	6	5	173073	KN 21 E	NBR	160	0.5	48
40	30	6.5	5.5	169016	KN 25 E	TPU	300	0.5	26
40	30	7	6.7	173724	KN 05 E	NBR	200	0.5	70
40	30	7	6	173074	KN 21 E	NBR	160	0.5	48
40	30	7	6	169017	KN 25 E	TPU	300	0.5	26
40	30	7	6	107823	KNA 23 E	NBR	160	0.5	48
40	30	7.5	7.2	173725	KN 05 E	NBR	200	0.5	70
40	30	7.5	6.5	169018	KN 25 E	TPU	300	0.5	26
40	30	7.5	6.5	168613	KNA 28 E	TPU	400	0.5	26
40	30	8	7	173075	KN 21 E	NBR	160	0.5	48
40	30	8	7	169019	KN 25 E	TPU	300	0.5	26
40	30	8	7	168413	KN 36 E	TPU	400	0.5	64
40	30	8	7	16454	KNA 23 E	NBR	160	0.5	48
40	30	8	7	46934	KNA 28 E	TPU	400	0.5	26
40	30	9	8	169020	KN 25 E	TPU	300	0.5	26
40	30	11	10	173076	KN 21 E	NBR	160	0.5	48
40	30	11	10	169021	KN 25 E	TPU	300	0.5	26
40	30	11	10	168415	KN 36 E	TPU	400	0.5	64
40	30	11	10	15769	KNA 28 E	TPU	400	0.5	26
40	30	12.5	11.5	35063	KN 21 E	NBR	160	0.5	48
40	32	4.5	4	173077	KN 21 E	NBR	160	0.5	48
40	32	5	4	169022	KN 25 E	TPU	300	0.5	26
40	32	5.5	5.2	173754	KN 05 E	NBR	200	0.5	70
40	32	6	5.7	173756	KN 05 E	NBR	200	0.5	70
40	32	6	5	173078	KN 21 E	NBR	160	0.5	48
40	32	6	5	169023	KN 25 E	TPU	300	0.5	26
40	32	6.3	5.8	168418	KN 36 E	TPU	400	0.5	64
40	32	6.3	5.7	65864	KNA 28 E	TPU	400	0.5	26
40	32	6.5	5.5	169024	KN 25 E	TPU	300	0.5	26
40	32	6.5	5.5	74945	KNA 23 E	NBR	160	0.5	48
40	32	7	6	169025	KN 25 E	TPU	300	0.5	26
40	32	7	6	168419	KN 36 E	TPU	400	0.5	64
40	32	8	7	62750	KN 21 E	NBR	160	0.5	48
40	32	8	7	169026	KN 25 E	TPU	300	0.5	26
40	32	8.5	8.2	24787	KN 05 E	NBR	200	0.5	70
40	32	9	8	173079	KN 21 E	NBR	160	0.5	48
40	32	9	8	169027	KN 25 E	TPU	300	0.5	26
40	32	9	8	168420	KN 36 E	TPU	400	0.5	64
40	32	9	8	168615	KNA 28 E	TPU	400	0.5	26
40	32	11	10	169028	KN 25 E	TPU	300	0.5	26
40	32.7	3.2		115900	KPOR 31 E	PTFE	400	15	74
40	33	9	8	15811	KNA 28 E	TPU	400	0.5	26
40	33.8	4.8		110560	KNA 44 E	PTFE	350	0.5	94
41	31.5	6	5.3	79356	KN 21 E	NBR	160	0.5	48
41.27	25.4	11.11	10.31	35123	KN 05 E	NBR	200	0.5	70
41.27	28.57	9.52	8.73	65179	KN 05 E	NBR	200	0.5	70
41.27	30.16	7.14	6.35	172944	KNA 23 E	NBR	160	0.5	48
41.27	31.75	7.14	6.84	25389	KN 05 E	NBR	200	0.5	70
41.5	31.5	7	6	26209	KN 21 E	NBR	160	0.5	48
42	22	11	10	124359	KNA 28 E	TPU	400	0.5	26
42	25	8	7	78225	KN 25 E	TPU	300	0.5	26
42	25	9	8	27117	KN 21 E	NBR	160	0.5	48

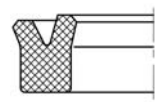
Dichtomatik Quickfinder
Piston seals
one-sided pressure load



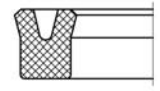
KNA 28



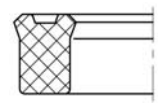
KN 25



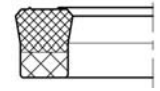
KNA 23



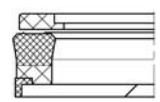
KN 21



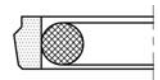
KN 36



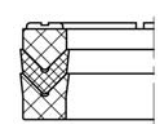
KN 05



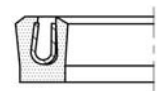
KNA 16



KPOR 31



KDS 01



KNA 44



Dichtomatik Quickfinder

Piston seals

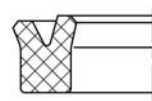
one-sided pressure load

	D	d	L	H	Item No.	Code	Mat.	max. Press. (bar)	max. Run. speed (m/s)	Page
	42	26	9	8	173231	KN 21 E	NBR	160	0.5	48
	42	27	11	10	27122	KN 21 E	NBR	160	0.5	48
	42	27	11.5	11	77292	KDS 01 E 1/0	NBR F	400	0.5	92
	42	30	10	9	169031	KN 25 E	TPU	300	0.5	26
	42	30	11	10	173232	KN 21 E	NBR	160	0.5	48
	42	30	11	10	169032	KN 25 E	TPU	300	0.5	26
	42	31.3	4.2		76914	KPOR 31 E	PTFE	400	15	74
	42	32	7	6	173080	KN 21 E	NBR	160	0.5	48
	42	32	7	6	169033	KN 25 E	TPU	300	0.5	26
	42	32	8	7	168422	KN 36 E	TPU	400	0.5	64
	42	32	9	8	168423	KN 36 E	TPU	400	0.5	64
	42	32	11	10	169034	KN 25 E	TPU	300	0.5	26
	42	32	11	10	168425	KN 36 E	TPU	400	0.5	64
	42	32	11	10.5	168625	KNA 28 E	TPU	400	0.5	26
	42	34.5	4.7	3.7	168626	KNA 28 E	TPU	400	0.5	26
	42	35.8	4.8		110561	KNA 44 E	PTFE	350	0.5	94
	42.86	28.57	7.93		65188	KN 05 E	NBR	200	0.5	70
	42.86	30.16	7.93		35320	KN 05 E	NBR	200	0.5	70
	42.86	30.16	9.52	8.73	65190	KN 05 E	NBR	200	0.5	70
	42.86	30.16	10.31	9.52	172945	KNA 23 E	NBR	160	0.5	48
	43	20	13	12	73164	KN 25 E	TPU	300	0.5	26
	43	25	10	9.5	168627	KNA 28 E	TPU	400	0.5	26
	43	28	11	10	173233	KN 21 E	NBR	160	0.5	48
	43	28	11	10	169038	KN 25 E	TPU	300	0.5	26
	43	33	7	6	46989	KN 21 E	NBR	160	0.5	48
	43	33	8	7.3	65865	KNA 28 E	TPU	400	0.5	26
	43	33	11	10	169039	KN 25 E	TPU	300	0.5	26
	43	35	6	5.7	173726	KN 05 E	NBR	200	0.5	70
	43	35	7	6	169040	KN 25 E	TPU	300	0.5	26
	43	35	7	6	168426	KN 36 E	TPU	400	0.5	64
	43	35	8	7	169041	KN 25 E	TPU	300	0.5	26
	43	35	9	8	169042	KN 25 E	TPU	300	0.5	26
	43	35	9	8	168428	KN 36 E	TPU	400	0.5	64
	43	38	4.8	3.8	124227	KNA 23 E	NBR	160	0.5	48
	43.5	35.5	9	8	169043	KN 25 E	TPU	300	0.5	26
	44	20	12	11	168628	KNA 28 E	TPU	400	0.5	26
	44	25	12	11.7	60144	KN 05 E	NBR	200	0.5	70
	44	28	9	8	169044	KN 25 E	TPU	300	0.5	26
	44	32	7	6	173081	KN 21 E	NBR	160	0.5	48
	44	34	6	5	173082	KN 21 E	NBR	160	0.5	48
	44	35	8	7	117827	KN 21 E	NBR	160	0.5	48
	44	36	5	4	169045	KN 25 E	TPU	300	0.5	26
	44	36	6.3	6	173727	KN 05 E	NBR	200	0.5	70
	44	36	6.5	5.7	169046	KN 25 E	TPU	300	0.5	26
	44	36	7	6	168429	KN 36 E	TPU	400	0.5	64
	44	36	9	8	168430	KN 36 E	TPU	400	0.5	64
	44	38	5		70371	KN 05 E	NBR	200	0.5	70
	44.45	28.57	10.31	9.52	172943	KNA 23 E	NBR	160	0.5	48
	44.45	30.16	8.72	7.89	72771	KNA 28 E	TPU	400	0.5	26
	44.45	31.75	7.14	6.35	168379	KN 36 E	TPU	400	0.5	64
	44.45	31.75	10.31	9.52	169047	KN 25 E	TPU	300	0.5	26
	44.45	34.92	7.14	6.84	35503	KN 05 E	NBR	200	0.5	70
	44.45	34.92	8	7	172947	KNA 23 E	NBR	160	0.5	48
	45	25	11	10	173234	KN 21 E	NBR	160	0.5	48
	45	25	11	10	169049	KN 25 E	TPU	300	0.5	26

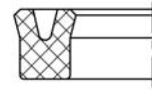


D	d	L	H	Item No.	Code	Mat.	max. Press. (bar)	max. Run. speed (m/s)	Page
45	25	13	12	26315	KN 21 E	NBR	160	0.5	48
45	25	13	12	124362	KNA 28 E	TPU	400	0.5	26
45	28.5	13	12	168629	KNA 28 E	TPU	400	0.5	26
45	30	9.5		173487	KNA 16 E STFAH	NBR	500	0.5	72
45	30	10	9	169050	KN 25 E	TPU	300	0.5	26
45	30	10.5	10.2	24786	KN 05 E	NBR	200	0.5	70
45	30	11	10	172864	KN 21 E	NBR	160	0.5	48
45	30	11	10	169051	KN 25 E	TPU	300	0.5	26
45	30	11	10	15813	KNA 28 E	TPU	400	0.5	26
45	30	11.5	11	77293	KDS 01 E 1/0	NBR F	400	0.5	92
45	32	11	10	173235	KN 21 E	NBR	160	0.5	48
45	32	11	10	169052	KN 25 E	TPU	300	0.5	26
45	34	8	7	169054	KN 25 E	TPU	300	0.5	26
45	34	10	9	169055	KN 25 E	TPU	300	0.5	26
45	34.3	4.2		76916	KPOR 31 E	PTFE	400	15	74
45	35	6.5	6.2	24788	KN 05 E	NBR	200	0.5	70
45	35	7	6	173083	KN 21 E	NBR	160	0.5	48
45	35	7	6	169056	KN 25 E	TPU	300	0.5	26
45	35	7	6	73440	KNA 23 E	NBR	160	0.5	48
45	35	7	6	65872	KNA 28 E	TPU	400	0.5	26
45	35	7.5	7.2	60146	KN 05 E	NBR	200	0.5	70
45	35	8	7	168431	KN 36 E	TPU	400	0.5	64
45	35	8	7	78443	KNA 23 E	NBR	160	0.5	48
45	35	8.5		173488	KNA 16 E STFAH	NBR	500	0.5	72
45	35	9	8	169057	KN 25 E	TPU	300	0.5	26
45	35	11	10	173084	KN 21 E	NBR	160	0.5	48
45	35	11	10	169058	KN 25 E	TPU	300	0.5	26
45	35	11	10	168433	KN 36 E	TPU	400	0.5	64
45	35.5	6	5	79355	KN 21 E	NBR	160	0.5	48
45	35.5	7	6	169059	KN 25 E	TPU	300	0.5	26
45	36	11	10	169060	KN 25 E	TPU	300	0.5	26
45	37	10	9	125501	KNA 28 E	TPU	400	0.5	26
45	37.5	3.2		75312	KPOR 31 E	PTFE	400	15	74
45	38	5.5	5	169061	KN 25 E	TPU	300	0.5	26
45	38	7	6	169062	KN 25 E	TPU	300	0.5	26
45	38	7	6	168438	KN 36 E	TPU	400	0.5	64
45	38	9	8	169063	KN 25 E	TPU	300	0.5	26
45	38.8	4.8		110563	KNA 44 E	PTFE	350	0.5	94
46	22	13	12	172858	KN 21 E	NBR	160	0.5	48
46	28	11	10	169064	KN 25 E	TPU	300	0.5	26
46	30	11	10	169065	KN 25 E	TPU	300	0.5	26
46	36	6	5	173085	KN 21 E	NBR	160	0.5	48
46	36	8	7	173086	KN 21 E	NBR	160	0.5	48
46	36	8	7	169066	KN 25 E	TPU	300	0.5	26
46	36	8	7	168441	KN 36 E	TPU	400	0.5	64
46	36	11	10	169067	KN 25 E	TPU	300	0.5	26
46	36	11	10	168443	KN 36 E	TPU	400	0.5	64
46	36.6	7.1		132623	KNA 44 E	PTFE	350	0.5	94
46	38	7.5	6.5	169068	KN 25 E	TPU	300	0.5	26
46	39.8	4.8		130500	KNA 44 E	PTFE	350	0.5	94
46.04	28.25	11.2	10.2	60112	KNA 23 E	NBR	160	0.5	48
47	26	13	12	169069	KN 25 E	TPU	300	0.5	26
47	32	11	10	173236	KN 21 E	NBR	160	0.5	48
47	32	11	10	169070	KN 25 E	TPU	300	0.5	26
47	35	7	6	173237	KN 21 E	NBR	160	0.5	48

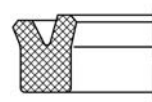
Dichtomatik Quickfinder
Piston seals
one-sided pressure load



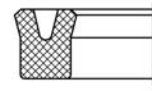
KNA 28



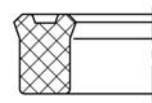
KN 25



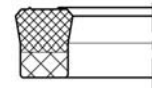
KNA 23



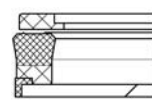
KN 21



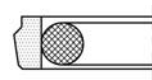
KN 36



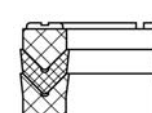
KN 05



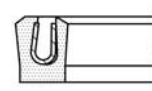
KNA 16



KPOR 31



KDS 01



KNA 44



Dichtomatik Quickfinder

Piston seals

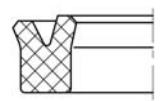
one-sided pressure load

	D	d	L	H	Item No.	Code	Mat.	max. Press. (bar)	max. Run. speed (m/s)	Page
					169071	KN 25 E	TPU	300	0.5	26
					169072	KN 25 E	TPU	300	0.5	26
					41556	KN 05 E	NBR	200	0.5	70
					172946	KNA 23 E	NBR	160	0.5	48
					61446	KNA 23 E	NBR	160	0.5	48
					26376	KN 05 E	NBR	200	0.5	70
					65202	KN 05 E	NBR	200	0.5	70
					169073	KN 25 E	TPU	300	0.5	26
					173238	KN 21 E	NBR	160	0.5	48
					173239	KN 21 E	NBR	160	0.5	48
					78226	KN 25 E	TPU	300	0.5	26
					169076	KN 25 E	TPU	300	0.5	26
					173087	KN 21 E	NBR	160	0.5	48
					76917	KPOR 31 E	PTFE	400	15	74
					110564	KNA 44 E	PTFE	350	0.5	94
					290	KN 05 E	NBR	200	0.5	70
					169077	KN 25 E	TPU	300	0.5	26
					168444	KN 36 E	TPU	400	0.5	64
					168445	KN 36 E	TPU	400	0.5	64
					169078	KN 25 E	TPU	300	0.5	26
					168446	KN 36 E	TPU	400	0.5	64
					169079	KN 25 E	TPU	300	0.5	26
					79344	KN 21 E	NBR	160	0.5	48
					172948	KNA 23 E	NBR	160	0.5	48
					108478	KNA 23 E	NBR	160	0.5	48
					173240	KN 21 E	NBR	160	0.5	48
					169080	KN 25 E	TPU	300	0.5	26
					173241	KN 21 E	NBR	160	0.5	48
					169081	KN 25 E	TPU	300	0.5	26
					15770	KNA 28 E	TPU	400	0.5	26
					173489	KNA 16 E STFAH	NBR	500	0.5	72
					169082	KN 25 E	TPU	400	0.5	26
					168630	KNA 28 E	TPU	400	0.5	26
					173242	KN 21 E	NBR	160	0.5	48
					169083	KN 25 E	TPU	300	0.5	26
					169085	KN 25 E	TPU	300	0.5	26
					172388	KPOR 31 E	PTFE	400	15	74
					62770	KN 21 E	NBR	160	0.5	48
					169086	KN 25 E	TPU	300	0.5	26
					173243	KN 21 E	NBR	160	0.5	48
					169088	KN 25 E	TPU	300	0.5	26
					168631	KNA 28 E	TPU	400	0.5	26
					173244	KN 21 E	NBR	160	0.5	48
					169089	KN 25 E	TPU	300	0.5	26
					15771	KNA 28 E	TPU	400	0.5	26
					69	KDS 01 E 1/0	NBR F	400	0.5	92
					60148	KN 05 E	NBR	200	0.5	70
					173088	KN 21 E	NBR	160	0.5	48
					169091	KN 25 E	TPU	300	0.5	26
					7553	KN 25 E	TPU	300	0.5	26
					131095	KNA 28 E	TPU	400	0.5	26
					173089	KN 21 E	NBR	160	0.5	48
					169095	KN 25 E	TPU	300	0.5	26
					60150	KN 05 E	NBR	200	0.5	70
					169096	KN 25 E	TPU	300	0.5	26

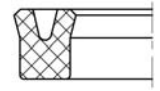


D	d	L	H	Item No.	Code	Mat.	max. Press. (bar)	max. Run. speed (m/s)	Page
50	38	11	10	169097	KN 25 E	TPU	300	0.5	26
50	39.3	4.2		76918	KPOR 31 E	PTFE	400	15	74
50	40	5.5	5	168633	KNA 28 E	TPU	400	0.5	26
50	40	6	5	173090	KN 21 E	NBR	160	0.5	48
50	40	6	5	169098	KN 25 E	TPU	300	0.5	26
50	40	6	5	73449	KNA 23 E	NBR	160	0.5	48
50	40	7	6.7	173728	KN 05 E	NBR	200	0.5	70
50	40	7	6	173091	KN 21 E	NBR	160	0.5	48
50	40	7	6	169099	KN 25 E	TPU	300	0.5	26
50	40	7	6	168448	KN 36 E	TPU	400	0.5	64
50	40	7.5	6.5	169100	KN 25 E	TPU	300	0.5	26
50	40	8	7	173092	KN 21 E	NBR	160	0.5	48
50	40	8	7.2	169102	KN 25 E	TPU	300	0.5	26
50	40	8	7	169103	KN 25 E	TPU	300	0.5	26
50	40	8	7	168450	KN 36 E	TPU	400	0.5	64
50	40	8	7	26297	KNA 23 E	NBR	160	0.5	48
50	40	8	7	73755	KNA 28 E	TPU	400	0.5	26
50	40	9	8	169104	KN 25 E	TPU	300	0.5	26
50	40	10	9	173093	KN 21 E	NBR	160	0.5	48
50	40	10	9	133008	KN 25 E	TPU	300	0.5	26
50	40	10.5	10	24789	KN 05 E	NBR	200	0.5	70
50	40	11	10	173096	KN 21 E	NBR	160	0.5	48
50	40	11	10	169107	KN 25 E	TPU	300	0.5	26
50	40	11	10	168451	KN 36 E	TPU	400	0.5	64
50	40	11	10	15772	KNA 28 E	TPU	400	0.5	26
50	40.6	7.1		110565	KNA 44 E	PTFE	350	0.5	94
50	42	6	5.7	173758	KN 05 E	NBR	200	0.5	70
50	42	6	5	90224	KN 21 E	NBR	160	0.5	48
50	42	6	5.5	168635	KNA 28 E	TPU	400	0.5	26
50	42	7	6	173097	KN 21 E	NBR	160	0.5	48
50	42	7	6	168453	KN 36 E	TPU	400	0.5	64
50	42	9	8	169108	KN 25 E	TPU	300	0.5	26
50	42	9	8	15866	KNA 28 E	TPU	400	0.5	26
50	42	11	10	168636	KNA 28 E	TPU	400	0.5	26
50	42.7	3.2		143843	KPOR 31 E	PTFE	400	15	74
50.8	34.92	13.48	12.7	159025	KNA 28 E	TPU	400	0.5	26
50.8	38.1	7.93	7.14	173245	KN 21 E	NBR	160	0.5	48
50.8	38.1	9.52	8.73	34772	KN 05 E	NBR	200	0.5	70
50.8	38.1	10.31	9.52	169109	KN 25 E	TPU	300	0.5	26
50.8	38.1	10.31	9.52	159026	KNA 28 E	TPU	400	0.5	26
50.8	40.8	8	7.5	168638	KNA 28 E	TPU	400	0.5	26
50.8	41.27	5.38	4.76	159027	KNA 28 E	TPU	400	0.5	26
50.8	41.27	7.93	7.14	172950	KNA 23 E	NBR	160	0.5	48
50.8	41.27	8.72	7.93	159028	KNA 28 E	TPU	400	0.5	26
50.8	41.27	10.31	9.52	159029	KNA 28 E	TPU	400	0.5	26
50.8	41.4	7.1		118782	KNA 44 E	PTFE	350	0.5	94
51	36	8.1	7.1	173246	KN 21 E	NBR	160	0.5	48
51	36	11	10	27133	KN 21 E	NBR	160	0.5	48
51	36	11	10	117395	KN 25 E	TPU	300	0.5	26
51	39.7	9	8	35459	KN 21 E	NBR	160	0.5	48
52	32	11	10	173247	KN 21 E	NBR	160	0.5	48
52	32	11	10	169112	KN 25 E	TPU	300	0.5	26
52	35	13	12	173248	KN 21 E	NBR	160	0.5	48
52	36	11	10	27134	KN 21 E	NBR	160	0.5	48
52	41.3	4.2		76920	KPOR 31 E	PTFE	400	15	74

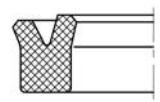
Dichtomatik Quickfinder
Piston seals
one-sided pressure load



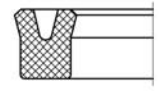
KNA 28



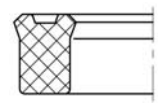
KN 25



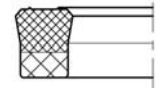
KNA 23



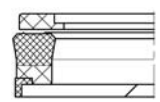
KN 21



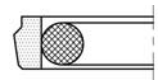
KN 36



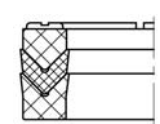
KN 05



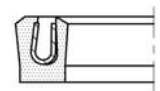
KNA 16



KPOR 31



KDS 01



KNA 44



Dichtomatik Quickfinder

Piston seals

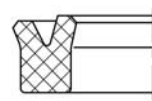
one-sided pressure load

	D	d	L	H	Item No.	Code	Mat.	max. Press. (bar)	max. Run. speed (m/s)	Page	
		52	42	6	5	121556	KNA 23 E	NBR	160	0.5	48
		52	42	7	6	169115	KN 25 E	TPU	300	0.5	26
		52	42	10	9	169117	KN 25 E	TPU	300	0.5	26
		52	42	10.6	10	168639	KNA 28 E	TPU	400	0.5	26
		52	42	11	10	169118	KN 25 E	TPU	300	0.5	26
		52	42.6	7.1		110566	KNA 44 E	PTFE	350	0.5	94
		52.5	38	10	9	90223	KN 21 E	NBR	160	0.5	48
		52.5	38	10.5	9.5	116610	KN 21 E	NBR	160	0.5	48
		53	38	11	10	27135	KN 21 E	NBR	160	0.5	48
		53	42	10	9	168456	KN 36 E	TPU	400	0.5	64
		53	45	6.5	5.7	169119	KN 25 E	TPU	300	0.5	26
		53	45	7	6	168458	KN 36 E	TPU	400	0.5	64
		53	45	9	8	169120	KN 25 E	TPU	300	0.5	26
		53	45	9	8	168459	KN 36 E	TPU	400	0.5	64
		53	45	9	8	168641	KNA 28 E	TPU	400	0.5	26
		53	45	11	10	168461	KN 36 E	TPU	400	0.5	64
		53	45	13	12	169121	KN 25 E	TPU	300	0.5	26
		53.97	38.1	10.31	9.52	172949	KNA 23 E	NBR	160	0.5	48
		53.97	38.1	11.91		49536	KN 05 E	NBR	200	0.5	70
		53.97	41.27	10.31	9.52	172951	KNA 23 E	NBR	160	0.5	48
		53.97	44.45	6.93	5.34	106835	KN 21 E	NBR	160	0.5	48
		54	44	8	7.3	65881	KNA 28 E	TPU	400	0.5	26
		54	44.6	7.1		110567	KNA 44 E	PTFE	350	0.5	94
		54	45	6	5	79351	KN 21 E	NBR	160	0.5	48
		54	46	9	8	168463	KN 36 E	TPU	400	0.5	64
		55	30	13	12	89875	KN 21 E	NBR	160	0.5	48
		55	35	11	10	173249	KN 21 E	NBR	160	0.5	48
		55	35	11	10	169122	KN 25 E	TPU	300	0.5	26
		55	35	13	12	173250	KN 21 E	NBR	160	0.5	48
		55	35	13	12	169123	KN 25 E	TPU	300	0.5	26
		55	35	13	12	124200	KNA 28 E	TPU	400	0.5	26
		55	38	11	10	173251	KN 21 E	NBR	160	0.5	48
		55	38	11	10	169124	KN 25 E	TPU	300	0.5	26
		55	40	7.5	7.2	60151	KN 05 E	NBR	200	0.5	70
		55	40	10.5	9.5	16428	KN 21 E	NBR	160	0.5	48
		55	40	11	10	173252	KN 21 E	NBR	160	0.5	48
		55	40	11	10	169125	KN 25 E	TPU	300	0.5	26
		55	40	11		173490	KNA 16 E STFAH	NBR	500	0.5	72
		55	40	11	10	168642	KNA 28 E	TPU	400	0.5	26
		55	40	11.5	11	70	KDS 01 E 1/0	NBR F	400	0.5	92
		55	42	9	8	173098	KN 21 E	NBR	160	0.5	48
		55	44.3	4.2		76921	KPOR 31 E	PTFE	400	15	74
		55	45	6	5	169126	KN 25 E	TPU	300	0.5	26
		55	45	7	6	173099	KN 21 E	NBR	160	0.5	48
	55	45	7	6	169127	KN 25 E	TPU	300	0.5	26	
	55	45	7.5	6.5	169128	KN 25 E	TPU	300	0.5	26	
	55	45	8	7.7	173729	KN 05 E	NBR	200	0.5	70	
	55	45	8	7	169129	KN 25 E	TPU	300	0.5	26	
	55	45	8	7	168464	KN 36 E	TPU	400	0.5	64	
	55	45	8	7	174311	KNA 23 E	NBR	160	0.5	48	
	55	45	8	7	124364	KNA 28 E	TPU	400	0.5	26	
	55	45	8.5	7.5	151746	KNA 23 E	NBR	160	0.5	48	
	55	45	9		64496	KN 05 E	NBR	200	0.5	70	
	55	45	10.5	10.2	60153	KN 05 E	NBR	200	0.5	70	
	55	45	11	10	173100	KN 21 E	NBR	160	0.5	48	

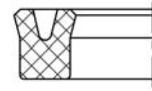


D	d	L	H	Item No.	Code	Mat.	max. Press. (bar)	max. Run. speed (m/s)	Page
55	45	11	10	169130	KN 25 E	TPU	300	0.5	26
55	45	11	10	168466	KN 36 E	TPU	400	0.5	64
55	45	11	10	117349	KNA 23 E	NBR	160	0.5	48
55	45	11	10	168644	KNA 28 E	TPU	400	0.5	26
55	45	12	11	169131	KN 25 E	TPU	300	0.5	26
55	45	12	11	168439	KN 36 E	TPU	400	0.5	64
55	45	13	12	169132	KN 25 E	TPU	300	0.5	26
55	45.6	7.1		110568	KNA 44 E	PTFE	350	0.5	94
55	47	6.3	4.8	168645	KNA 28 E	TPU	400	0.5	26
56	36	11	10	130051	KN 25 E	TPU	300	0.5	26
56	40	9	8	169136	KN 25 E	TPU	300	0.5	26
56	40	11	10	173253	KN 21 E	NBR	160	0.5	48
56	40	11	10	169137	KN 25 E	TPU	300	0.5	26
56	41	9.5	8.5	76001	KN 21 E	NBR	160	0.5	48
56	41	11.5	11	77294	KDS 01 E 1/0	NBR F	400	0.5	92
56	45	8	7	173101	KN 21 E	NBR	160	0.5	48
56	45	8	7	169138	KN 25 E	TPU	300	0.5	26
56	45	8	7	65888	KNA 28 E	TPU	400	0.5	26
56	46	7	6	65889	KNA 28 E	TPU	400	0.5	26
56	46	8	7	117350	KNA 23 E	NBR	160	0.5	48
56	46.6	7.1		110569	KNA 44 E	PTFE	350	0.5	94
57	44	10	9	173254	KN 21 E	NBR	160	0.5	48
57	45	7	6	173102	KN 21 E	NBR	160	0.5	48
57	45	9.5	9.2	173730	KN 05 E	NBR	200	0.5	70
57	50	11	10	169140	KN 25 E	TPU	300	0.5	26
57	52	3.2		156861	KNA 44 E	PTFE	350	0.5	94
57.15	41.27	8.72	7.93	106836	KN 21 E	NBR	160	0.5	48
57.15	41.27	8.72	7.93	120939	KNA 23 E	NBR	160	0.5	48
57.15	41.27	10.31	9.52	172952	KNA 23 E	NBR	160	0.5	48
57.15	44.45	7.14	6.35	172953	KNA 23 E	NBR	160	0.5	48
57.15	44.45	8.72	7.93	107188	KNA 23 E	NBR	160	0.5	48
57.15	44.45	10.31	9.52	169141	KN 25 E	TPU	300	0.5	26
57.15	44.45	10.31	9.52	159030	KNA 28 E	TPU	400	0.5	26
57.15	47.62	7.14	6.84	36706	KN 05 E	NBR	200	0.5	70
57.15	47.62	10.31	9.52	169142	KN 25 E	TPU	300	0.5	26
57.15	47.62	10.31	9.52	159031	KNA 28 E	TPU	400	0.5	26
57.7	45	10.5	9.5	169143	KN 25 E	TPU	300	0.5	26
58	38	11	10	173255	KN 21 E	NBR	160	0.5	48
58	38	11	10	169144	KN 25 E	TPU	300	0.5	26
58	38	13	12	26321	KN 21 E	NBR	160	0.5	48
58	45	11	10	173103	KN 21 E	NBR	160	0.5	48
58	46	7	6	61063	KN 21 E	NBR	160	0.5	48
58	48	11	10	169145	KN 25 E	TPU	300	0.5	26
58	50	9	8	169146	KN 25 E	TPU	300	0.5	26
58	50	9	8	168471	KN 36 E	TPU	400	0.5	64
58	50	12.5	12.2	87098	KN 05 E	NBR	200	0.5	70
60	35	13	12	27132	KN 21 E	NBR	160	0.5	48
60	40	10	9.7	173760	KN 05 E	NBR	200	0.5	70
60	40	11	10	173256	KN 21 E	NBR	160	0.5	48
60	40	11	10	169147	KN 25 E	TPU	300	0.5	26
60	40	13	12	173257	KN 21 E	NBR	160	0.5	48
60	40	13	12	169148	KN 25 E	TPU	300	0.5	26
60	40	13	12	15797	KNA 28 E	TPU	400	0.5	26
60	40	14	13	169149	KN 25 E	TPU	300	0.5	26
60	40	14.5		173491	KNA 16 E STFAH	NBR	500	0.5	72

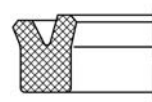
Dichtomatik Quickfinder
Piston seals
one-sided pressure load



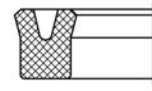
KNA 28



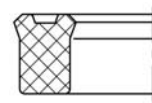
KN 25



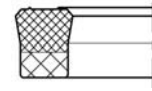
KNA 23



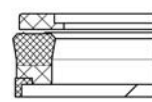
KN 21



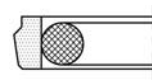
KN 36



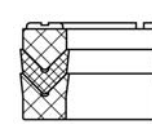
KN 05



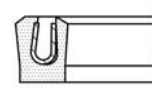
KNA 16



KPOR 31



KDS 01



KNA 44



Dichtomatik Quickfinder

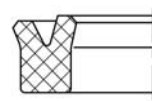
Piston seals one-sided pressure load

	D	d	L	H	Item No.	Code	Mat.	max. Press. (bar)	max. Run. speed (m/s)	Page
					168646	KNA 28 E	TPU	400	0.5	26
	60	40	14.5	13.5	169150	KN 25 E	TPU	300	0.5	26
	60	44	13	12	95651	KNA 23 E	NBR	160	0.5	48
	60	44.9	6.3		76923	KPOR 31 E	PTFE	400	15	74
	60	45	11	10	173104	KN 21 E	NBR	160	0.5	48
	60	45	11	10	169151	KN 25 E	TPU	300	0.5	26
	60	45	11	10	15798	KNA 28 E	TPU	400	0.5	26
	60	45	11.5	11	71	KDS 01 E 1/0	NBR F	400	0.5	92
	60	45	12	11.7	173762	KN 05 E	NBR	200	0.5	70
	60	48	7	6	172867	KN 21 E	NBR	160	0.5	48
	60	48	10	9.7	173731	KN 05 E	NBR	200	0.5	70
	60	48	10	9	169153	KN 25 E	TPU	300	0.5	26
	60	48	10.5	10.2	173764	KN 05 E	NBR	200	0.5	70
	60	49.3	4.2		90021	KPOR 31 E	PTFE	400	15	74
	60	50	5.5	5	168647	KNA 28 E	TPU	400	0.5	26
	60	50	6	5	173105	KN 21 E	NBR	160	0.5	48
	60	50	6	5	169154	KN 25 E	TPU	300	0.5	26
	60	50	7	6	173106	KN 21 E	NBR	160	0.5	48
	60	50	7	6	169155	KN 25 E	TPU	300	0.5	26
	60	50	8	7	173107	KN 21 E	NBR	160	0.5	48
	60	50	8	7.2	169156	KN 25 E	TPU	300	0.5	26
	60	50	8	7	168472	KN 36 E	TPU	400	0.5	64
	60	50	8	7	59811	KNA 23 E	NBR	160	0.5	48
	60	50	8	7	15817	KNA 28 E	TPU	400	0.5	26
	60	50	8.5	7.5	168454	KN 36 E	TPU	400	0.5	64
	60	50	9	8	169158	KN 25 E	TPU	300	0.5	26
	60	50	9	8	65893	KNA 28 E	TPU	400	0.5	26
	60	50	10	9.7	173766	KN 05 E	NBR	200	0.5	70
	60	50	11	10	173108	KN 21 E	NBR	160	0.5	48
	60	50	11	10	169159	KN 25 E	TPU	300	0.5	26
	60	50	11	10	168473	KN 36 E	TPU	400	0.5	64
	60	50	11	10	15799	KNA 28 E	TPU	400	0.5	26
	60	50	12	11	169160	KN 25 E	TPU	300	0.5	26
	60	50	13	12	169161	KN 25 E	TPU	300	0.5	26
	60	50	14	13	169162	KN 25 E	TPU	300	0.5	26
	60	50.6	7.1		110570	KNA 44 E	PTFE	350	0.5	94
	60	52	9	8	168648	KNA 28 E	TPU	400	0.5	26
	60.32	47.62	7.14	6.35	172955	KNA 23 E	NBR	160	0.5	48
	60.32	50.8	6.35	4.76	172869	KN 21 E	NBR	160	0.5	48
	60.32	50.8	7.14	6.35	169163	KN 25 E	TPU	300	0.5	26
	60.32	50.8	8.72	7.93	169164	KN 25 E	TPU	300	0.5	26
	60.32	50.8	10.31	9.52	169165	KN 25 E	TPU	300	0.5	26
	62	42	13	12	173258	KN 21 E	NBR	160	0.5	48
	62	42	13	12	169167	KN 25 E	TPU	300	0.5	26
62	48	13	12	130221	KN 21 E	NBR	160	0.5	48	
62	50	7	6	173259	KN 21 E	NBR	160	0.5	48	
62	50	9		38184	KN 05 E	NBR	200	0.5	70	
62	50	9	8	168476	KN 36 E	TPU	400	0.5	64	
62	50	10	9	169168	KN 25 E	TPU	300	0.5	26	
62	50	11	10	168478	KN 36 E	TPU	400	0.5	64	
62	52	8	7	11877	KNA 23 E	NBR	160	0.5	48	
62	52	13	12	169169	KN 25 E	TPU	300	0.5	26	
63	40	13.5	12.5	83946	KN 21 E	NBR	160	0.5	48	
63	43	11	10	173260	KN 21 E	NBR	160	0.5	48	
63	43	13	12	15775	KNA 28 E	TPU	400	0.5	26	

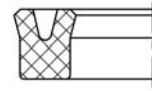


D	d	L	H	Item No.	Code	Mat.	max. Press. (bar)	max. Run. speed (m/s)	Page
63	45	11	10	173261	KN 21 E	NBR	160	0.5	48
63	45	11	10	169170	KN 25 E	TPU	300	0.5	26
63	45	11		173492	KNA 16 E STFAH	NBR	500	0.5	72
63	45	11	10	168649	KNA 28 E	TPU	400	0.5	26
63	45	13	12	44745	KN 21 E	NBR	160	0.5	48
63	45	13	12	169171	KN 25 E	TPU	300	0.5	26
63	45	13	12	124201	KNA 28 E	TPU	400	0.5	26
63	47.9	6.3		76924	KPOR 31 E	PTFE	400	15	74
63	48	9.5	9	65897	KNA 28 E	TPU	400	0.5	26
63	48	11	10	27153	KN 21 E	NBR	160	0.5	48
63	48	11	10	169172	KN 25 E	TPU	300	0.5	26
63	48	11	10	168650	KNA 28 E	TPU	400	0.5	26
63	48	12.5	11.4	65895	KNA 28 E	TPU	400	0.5	26
63	48	13	12.5	72	KDS 01 E 1/0	NBR F	400	0.5	92
63	48	13	12	15776	KNA 28 E	TPU	400	0.5	26
63	50	7	6	173262	KN 21 E	NBR	160	0.5	48
63	50	7	6	169173	KN 25 E	TPU	300	0.5	26
63	50	9	8	90228	KN 21 E	NBR	160	0.5	48
63	50	9	8	169174	KN 25 E	TPU	300	0.5	26
63	50	10	9	169176	KN 25 E	TPU	300	0.5	26
63	50	11	10	169177	KN 25 E	TPU	300	0.5	26
63	51	7	6	61068	KN 21 E	NBR	160	0.5	48
63	52.3	4.2		172389	KPOR 31 E	PTFE	400	15	74
63	53	6	5	169178	KN 25 E	TPU	300	0.5	26
63	53	7	6	173109	KN 21 E	NBR	160	0.5	48
63	53	7	6	73482	KNA 23 E	NBR	160	0.5	48
63	53	7	6	65898	KNA 28 E	TPU	400	0.5	26
63	53	7.5	6.5	169179	KN 25 E	TPU	300	0.5	26
63	53	8	7	23756	KNA 23 E	NBR	160	0.5	48
63	53	8	7	15819	KNA 28 E	TPU	400	0.5	26
63	53	8.5	7.5	173110	KN 21 E	NBR	160	0.5	48
63	53	11	10	169180	KN 25 E	TPU	300	0.5	26
63	53	13	12	133013	KN 25 E	TPU	300	0.5	26
63	53	13	12	15777	KNA 28 E	TPU	400	0.5	26
63	53.6	7.1		89959	KNA 44 E	PTFE	350	0.5	94
63	53.6	8	7	168652	KNA 28 E	TPU	400	0.5	26
63	55	6.3	5.7	65899	KNA 28 E	TPU	400	0.5	26
63	55	9	8	168479	KN 36 E	TPU	400	0.5	64
63	57	9	8	77956	KNA 23 E	NBR	160	0.5	48
63.5	41.27	13.48	12.7	159032	KNA 28 E	TPU	400	0.5	26
63.5	45.7	10.31	8.85	172954	KNA 23 E	NBR	160	0.5	48
63.5	47.62	9.52		173493	KNA 16 E STFAH	NBR	500	0.5	72
63.5	47.62	10.31	9.52	172956	KNA 23 E	NBR	160	0.5	48
63.5	47.62	11.11	10.31	65280	KN 05 E	NBR	200	0.5	70
63.5	47.62	13.48	12.7	159033	KNA 28 E	TPU	400	0.5	26
63.5	50.8	7.14	6.35	159034	KNA 28 E	TPU	400	0.5	26
63.5	50.8	10.31	9.52	169183	KN 25 E	TPU	300	0.5	26
63.5	50.8	10.31	9.52	159035	KNA 28 E	TPU	400	0.5	26
63.5	53.97	7.14	6.35	159036	KNA 28 E	TPU	400	0.5	26
63.5	53.97	8.72	7.93	159037	KNA 28 E	TPU	400	0.5	26
63.5	53.97	10.31	9.52	159038	KNA 28 E	TPU	400	0.5	26
64	48	13	12	85881	KN 25 E	TPU	300	0.5	26
64	48.9	6.3		76926	KPOR 31 E	PTFE	400	15	74
64	51	10	9	35460	KN 21 E	NBR	160	0.5	48
65	40	11	10	169187	KN 25 E	TPU	300	0.5	26

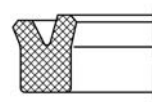
Dichtomatik Quickfinder
Piston seals
one-sided pressure load



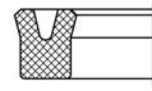
KNA 28



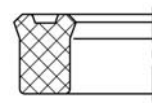
KN 25



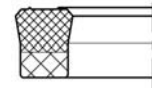
KNA 23



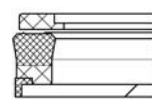
KN 21



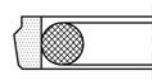
KN 36



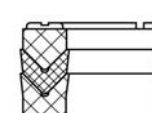
KN 05



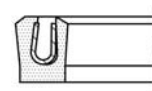
KNA 16



KPOR 31



KDS 01



KNA 44



Dichtomatik Quickfinder

Piston seals

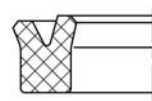
one-sided pressure load

	D	d	L	H	Item No.	Code	Mat.	max. Press. (bar)	max. Run. speed (m/s)	Page
					169188	KN 25 E	TPU	300	0.5	26
					173263	KN 21 E	NBR	160	0.5	48
					76182	KN 25 E	TPU	300	0.5	26
					173264	KN 21 E	NBR	160	0.5	48
					169191	KN 25 E	TPU	300	0.5	26
					173265	KN 21 E	NBR	160	0.5	48
					169192	KN 25 E	TPU	300	0.5	26
					168653	KNA 28 E	TPU	400	0.5	26
					173494	KNA 16 E STFAH	NBR	500	0.5	72
					14527	KN 25 E	TPU	300	0.5	26
					76927	KPOR 31 E	PTFE	400	15	74
					173495	KNA 16 E STFAH	NBR	500	0.5	72
					173266	KN 21 E	NBR	160	0.5	48
					169164	KN 25 E	TPU	300	0.5	26
					168482	KN 36 E	TPU	400	0.5	64
					15803	KNA 28 E	TPU	400	0.5	26
					168654	KNA 28 E	TPU	400	0.5	26
					173267	KN 21 E	NBR	160	0.5	48
					169203	KN 25 E	TPU	300	0.5	26
					130691	KPOR 31 E	PTFE	400	15	74
					173111	KN 21 E	NBR	160	0.5	48
					169204	KN 25 E	TPU	300	0.5	26
					169205	KN 25 E	TPU	300	0.5	26
					293	KN 05 E	NBR	200	0.5	70
					168484	KN 36 E	TPU	400	0.5	64
					172960	KNA 23 E	NBR	160	0.5	48
					65901	KNA 28 E	TPU	400	0.5	26
					168485	KN 36 E	TPU	400	0.5	64
					169206	KN 25 E	TPU	300	0.5	26
					168486	KN 36 E	TPU	400	0.5	64
					168655	KNA 28 E	TPU	400	0.5	26
					169207	KN 25 E	TPU	300	0.5	26
					168488	KN 36 E	TPU	400	0.5	64
					168656	KNA 28 E	TPU	400	0.5	26
					110571	KNA 44 E	PTFE	350	0.5	94
					149572	KN 25 E	TPU	300	0.5	26
					294	KN 05 E	NBR	200	0.5	70
					169210	KN 25 E	TPU	300	0.5	26
					168490	KN 36 E	TPU	400	0.5	64
					168493	KN 36 E	TPU	400	0.5	64
					172957	KNA 23 E	NBR	160	0.5	48
					27582	KN 05 E	NBR	200	0.5	70
					65904	KNA 28 E	TPU	400	0.5	26
					173268	KN 21 E	NBR	160	0.5	48
					169211	KN 25 E	TPU	300	0.5	26
					168657	KNA 28 E	TPU	400	0.5	26
					173269	KN 21 E	NBR	160	0.5	48
					173270	KN 21 E	NBR	160	0.5	48
				168468	KN 36 E	TPU	400	0.5	64	
				110572	KNA 44 E	PTFE	350	0.5	94	
					168474	KN 36 E	TPU	400	0.5	64
					169212	KN 25 E	TPU	300	0.5	26
					168494	KN 36 E	TPU	400	0.5	64
					73757	KNA 28 E	TPU	400	0.5	26
					169213	KN 25 E	TPU	300	0.5	26

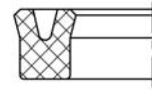


D	d	L	H	Item No.	Code	Mat.	max. Press. (bar)	max. Run. speed (m/s)	Page
68	60	14	13	168495	KN 36 E	TPU	400	0.5	64
69	61	9	8	168499	KN 36 E	TPU	400	0.5	64
69.85	50.8	13.48	12.7	172958	KNA 23 E	NBR	160	0.5	48
69.85	50.8	14.3	12.7	169214	KN 25 E	TPU	300	0.5	26
69.85	53.97	8.72	7.93	172959	KNA 23 E	NBR	160	0.5	48
69.85	53.97	9.52	8.73	56536	KN 05 E	NBR	200	0.5	70
69.85	57.15	9.52	8.73	74396	KN 05 E	NBR	200	0.5	70
69.85	57.15	10.31	9.52	169215	KN 25 E	TPU	300	0.5	26
69.85	57.15	10.31	9.52	168470	KN 36 E	TPU	400	0.5	64
70	36	11	10	169216	KN 25 E	TPU	300	0.5	26
70	40	16	15	169218	KN 25 E	TPU	300	0.5	26
70	45	13	12	169220	KN 25 E	TPU	300	0.5	26
70	46	13	12	172866	KN 21 E	NBR	160	0.5	48
70	48	11	10	74275	KN 25 E	TPU	300	0.5	26
70	50	9	8	108747	KN 25 E	TPU	300	0.5	26
70	50	11	10	27157	KN 21 E	NBR	160	0.5	48
70	50	11	10	169225	KN 25 E	TPU	300	0.5	26
70	50	13	12	173271	KN 21 E	NBR	160	0.5	48
70	50	13	12	169226	KN 25 E	TPU	300	0.5	26
70	50	13	12	15800	KNA 28 E	TPU	400	0.5	26
70	50	14	13.7	24796	KN 05 E	NBR	200	0.5	70
70	50	14.5		173496	KNA 16 E STFAH	NBR	500	0.5	72
70	50	14.5	13.5	168659	KNA 28 E	TPU	400	0.5	26
70	50	15	14	73498	KNA 23 E	NBR	160	0.5	48
70	50	15.2	14.6	73	KDS 01 E 1/0	NBR F	400	0.5	92
70	50	16	15	168660	KNA 28 E	TPU	400	0.5	26
70	50	19	18	169227	KN 25 E	TPU	300	0.5	26
70	54.9	6.3		76929	KPOR 31 E	PTFE	400	15	74
70	55	8.5	7.5	172871	KN 21 E	NBR	160	0.5	48
70	55	9	8	68284	KN 25 E	TPU	300	0.5	26
70	55	10	9.7	62282	KN 05 E	NBR	200	0.5	70
70	55	10.5	10	168661	KNA 28 E	TPU	400	0.5	26
70	55	11	10	173112	KN 21 E	NBR	160	0.5	48
70	55	11	10	169230	KN 25 E	TPU	300	0.5	26
70	55	11	10	65907	KNA 28 E	TPU	400	0.5	26
70	55	13	12	173113	KN 21 E	NBR	160	0.5	48
70	55	13	12	169231	KN 25 E	TPU	300	0.5	26
70	55	13	12	15801	KNA 28 E	TPU	400	0.5	26
70	56	13	12	173114	KN 21 E	NBR	160	0.5	48
70	58	7	6	173115	KN 21 E	NBR	160	0.5	48
70	58	9.5	8.5	172961	KNA 23 E	NBR	160	0.5	48
70	59	9	8	169233	KN 25 E	TPU	300	0.5	26
70	59.3	4.2		78119	KPOR 31 E	PTFE	400	15	74
70	60	6	5	169234	KN 25 E	TPU	300	0.5	26
70	60	7	6	173116	KN 21 E	NBR	160	0.5	48
70	60	7	6	169236	KN 25 E	TPU	300	0.5	26
70	60	7	6	65908	KNA 28 E	TPU	400	0.5	26
70	60	7.5	7.2	173732	KN 05 E	NBR	200	0.5	70
70	60	8	7	173117	KN 21 E	NBR	160	0.5	48
70	60	8	7.2	168500	KN 36 E	TPU	400	0.5	64
70	60	8	7	168501	KN 36 E	TPU	400	0.5	64
70	60	8	7.5	168662	KNA 28 E	TPU	400	0.5	26
70	60	8.5	7.5	168506	KN 36 E	TPU	400	0.5	64
70	60	9		60157	KN 05 E	NBR	200	0.5	70
70	60	9	8	169237	KN 25 E	TPU	300	0.5	26

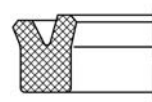
Dichtomatik Quickfinder
Piston seals
one-sided pressure load



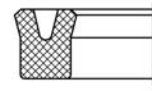
KNA 28



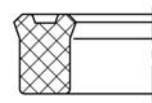
KN 25



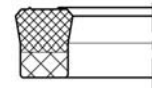
KNA 23



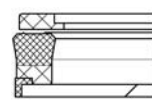
KN 21



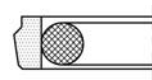
KN 36



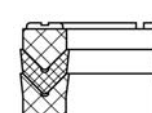
KN 05



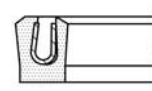
KNA 16



KPOR 31



KDS 01



KNA 44



Dichtomatik Quickfinder

Piston seals

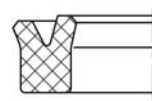
one-sided pressure load

	D	d	L	H	Item No.	Code	Mat.	max. Press. (bar)	max. Run. speed (m/s)	Page
					65909	KNA 28 E	TPU	400	0.5	26
					169238	KN 25 E	TPU	300	0.5	26
					168508	KN 36 E	TPU	400	0.5	64
					60156	KN 05 E	NBR	200	0.5	70
					173118	KN 21 E	NBR	160	0.5	48
					169239	KN 25 E	TPU	300	0.5	26
					168510	KN 36 E	TPU	400	0.5	64
					15778	KNA 28 E	TPU	400	0.5	26
					14732	KN 25 E	TPU	300	0.5	26
					168663	KNA 28 E	TPU	400	0.5	26
					110573	KNA 44 E	PTFE	350	0.5	94
					168664	KNA 28 E	TPU	400	0.5	26
					168665	KNA 28 E	TPU	400	0.5	26
					168513	KN 36 E	TPU	400	0.5	64
					169242	KN 25 E	TPU	300	0.5	26
					65916	KNA 28 E	TPU	400	0.5	26
					168514	KN 36 E	TPU	400	0.5	64
					71716	KN 25 E	TPU	300	0.5	26
					169245	KN 25 E	TPU	300	0.5	26
					62990	KN 21 E	NBR	160	0.5	48
					169246	KN 25 E	TPU	300	0.5	26
					168666	KNA 28 E	TPU	400	0.5	26
					173733	KN 05 E	NBR	200	0.5	70
					168515	KN 36 E	TPU	400	0.5	64
					169247	KN 25 E	TPU	300	0.5	26
					47585	KNA 44 E	PTFE	350	0.5	94
					168516	KN 36 E	TPU	400	0.5	64
					172964	KNA 23 E	NBR	160	0.5	48
					16362	KN 21 E	NBR	160	0.5	48
					169248	KN 25 E	TPU	300	0.5	26
					77713	KN 25 E	TPU	300	0.5	26
					78816	KNA 23 E	NBR	160	0.5	48
					169252	KN 25 E	TPU	300	0.5	26
					169253	KN 25 E	TPU	300	0.5	26
					169254	KN 25 E	TPU	300	0.5	26
					168667	KNA 28 E	TPU	400	0.5	26
					21858	KN 21 E	NBR	160	0.5	48
					27162	KN 21 E	NBR	160	0.5	48
					169255	KN 25 E	TPU	300	0.5	26
					173272	KN 21 E	NBR	160	0.5	48
					169256	KN 25 E	TPU	300	0.5	26
					65919	KNA 28 E	TPU	400	0.5	26
					173497	KNA 16 E STFAH	NBR	500	0.5	72
					168668	KNA 28 E	TPU	400	0.5	26
					76930	KPOR 31 E	PTFE	400	15	74
				169257	KN 25 E	TPU	300	0.5	26	
				169258	KN 25 E	TPU	300	0.5	26	
				173119	KN 21 E	NBR	160	0.5	48	
				169259	KN 25 E	TPU	300	0.5	26	
				124202	KNA 28 E	TPU	400	0.5	26	
				296	KN 05 E	NBR	200	0.5	70	
				168480	KN 36 E	TPU	400	0.5	64	
				172963	KNA 23 E	NBR	160	0.5	48	
				169260	KN 25 E	TPU	300	0.5	26	
				169261	KN 25 E	TPU	300	0.5	26	

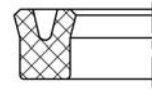


D	d	L	H	Item No.	Code	Mat.	max. Press. (bar)	max. Run. speed (m/s)	Page
75	63	11	10	168380	KN 36 E	TPU	400	0.5	64
75	63	13	12	169262	KN 25 E	TPU	300	0.5	26
75	65	5.5	5	168669	KNA 28 E	TPU	400	0.5	26
75	65	7	6	173120	KN 21 E	NBR	160	0.5	48
75	65	7	6	169263	KN 25 E	TPU	300	0.5	26
75	65	8	7.5	168670	KNA 28 E	TPU	400	0.5	26
75	65	8.5	7.5	174315	KNA 23 E	NBR	160	0.5	48
75	65	11	10	90233	KN 21 E	NBR	160	0.5	48
75	65	11	10	169264	KN 25 E	TPU	300	0.5	26
75	65	11	10.5	168671	KNA 28 E	TPU	400	0.5	26
75	65	13	12	169265	KN 25 E	TPU	300	0.5	26
75	65	13	12	168519	KN 36 E	TPU	400	0.5	64
75	65	14.5	13.5	168672	KNA 28 E	TPU	400	0.5	26
75	65.6	7.1		110574	KNA 44 E	PTFE	350	0.5	94
76	66	9	8	169267	KN 25 E	TPU	300	0.5	26
76	68	9	8	168497	KN 36 E	TPU	400	0.5	64
76.2	46.04	25.4		78915	KN 05 E	NBR	200	0.5	70
76.2	55.56	10.31	9.52	26556	KN 21 E	NBR	160	0.5	48
76.2	57.15	13.48	12.7	56469	KNA 23 E	NBR	160	0.5	48
76.2	57.15	14.28	13.49	25809	KN 05 E	NBR	200	0.5	70
76.2	57.15	14.3	12.7	169268	KN 25 E	TPU	300	0.5	26
76.2	58.04	10.31	8.73	172962	KNA 23 E	NBR	160	0.5	48
76.2	60.32	13.48	12.7	159039	KNA 28 E	TPU	400	0.5	26
76.2	63.5	7.14	6.35	159040	KNA 28 E	TPU	400	0.5	26
76.2	63.5	7.93		56537	KN 05 E	NBR	200	0.5	70
76.2	63.5	10.31	9.52	169269	KN 25 E	TPU	300	0.5	26
76.2	63.5	10.31	9.52	159041	KNA 28 E	TPU	400	0.5	26
76.2	66.67	10.31	9.52	159042	KNA 28 E	TPU	400	0.5	26
77	65	9		297	KN 05 E	NBR	200	0.5	70
77	65	10	9	168520	KN 36 E	TPU	400	0.5	64
77	67	11	10	169270	KN 25 E	TPU	300	0.5	26
77	67	13	12	169271	KN 25 E	TPU	300	0.5	26
78	58	13	12	173273	KN 21 E	NBR	160	0.5	48
78	63	11	10	169272	KN 25 E	TPU	300	0.5	26
78	68	13	12	169273	KN 25 E	TPU	300	0.5	26
78	70	9	8	168522	KN 36 E	TPU	400	0.5	64
78	70	14.5	13.5	169274	KN 25 E	TPU	300	0.5	26
78	72	7	6.5	168524	KN 36 E	TPU	400	0.5	64
79	71	9	8	168525	KN 36 E	TPU	400	0.5	64
79.37	66.67	7.14	6.35	172965	KNA 23 E	NBR	160	0.5	48
80	55	13	12	173274	KN 21 E	NBR	160	0.5	48
80	55	13	12	169275	KN 25 E	TPU	300	0.5	26
80	55	16	15	173275	KN 21 E	NBR	160	0.5	48
80	55	19	18	169276	KN 25 E	TPU	300	0.5	26
80	59.5	8.1		172377	KPOR 31 E	PTFE	400	15	74
80	60	11	10	173121	KN 21 E	NBR	160	0.5	48
80	60	11	10	169277	KN 25 E	TPU	300	0.5	26
80	60	11	10	108477	KNA 23 E	NBR	160	0.5	48
80	60	13	12	173122	KN 21 E	NBR	160	0.5	48
80	60	13	12	169279	KN 25 E	TPU	300	0.5	26
80	60	13	12	15779	KNA 28 E	TPU	400	0.5	26
80	60	14	13.7	23331	KN 05 E	NBR	200	0.5	70
80	60	14.5		173498	KNA 16 E STFAH	NBR	500	0.5	72
80	60	14.5	13.5	168673	KNA 28 E	TPU	400	0.5	26
80	60	15.2	14.6	74	KDS 01 E 1/0	NBR F	400	0.5	92

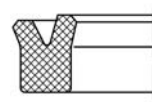
Dichtomatik Quickfinder
Piston seals
one-sided pressure load



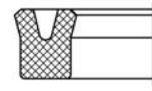
KNA 28



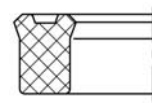
KN 25



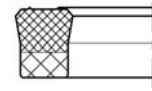
KNA 23



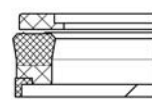
KN 21



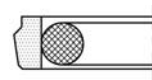
KN 36



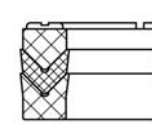
KN 05



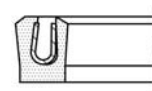
KNA 16



KPOR 31



KDS 01



KNA 44



Dichtomatik Quickfinder

Piston seals

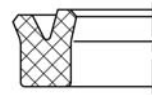
one-sided pressure load

	D	d	L	H	Item No.	Code	Mat.	max. Press. (bar)	max. Run. speed (m/s)	Page
	80	60	16	14.5	65926	KNA 28 E	TPU	400	0.5	26
	80	60	19	18	169280	KN 25 E	TPU	300	0.5	26
	80	63	10	9	169281	KN 25 E	TPU	300	0.5	26
	80	63	11	10	169282	KN 25 E	TPU	300	0.5	26
	80	63	17	16	77712	KN 21 E	NBR	160	0.5	48
	80	64	9	8	169283	KN 25 E	TPU	300	0.5	26
	80	64	9	8	174314	KNA 23 E	NBR	160	0.5	48
	80	64.9	6.3		76932	KPOR 31 E	PTFE	400	15	74
	80	65	8.5	7.5	61098	KN 21 E	NBR	160	0.5	48
	80	65	10	9	63053	KN 21 E	NBR	160	0.5	48
	80	65	11	10.7	38185	KN 05 E	NBR	200	0.5	70
	80	65	11	10	169284	KN 25 E	TPU	300	0.5	26
	80	65	12	11	169285	KN 25 E	TPU	300	0.5	26
	80	65	12.5	11.5	168489	KN 36 E	TPU	400	0.5	64
	80	65	12.5	11.4	65929	KNA 28 E	TPU	400	0.5	26
	80	65	13	12	27175	KN 21 E	NBR	160	0.5	48
	80	65	13	12	169286	KN 25 E	TPU	300	0.5	26
	80	65	13	12	15780	KNA 28 E	TPU	400	0.5	26
	80	66	11	10	14707	KN 25 E	TPU	300	0.5	26
	80	66	11	10.5	168529	KN 36 E	TPU	400	0.5	64
	80	67.3	7.14	6.35	37284	KNA 23 E	NBR	160	0.5	48
	80	68	9.5	8.5	130893	KNA 23 E	NBR	160	0.5	48
	80	68	13	12	173123	KN 21 E	NBR	160	0.5	48
	80	70	5.5	4.5	173974	KNA 23 E	NBR	160	0.5	48
	80	70	5.5	5	61099	KN 21 E	NBR	160	0.5	48
	80	70	6	5	169289	KN 25 E	TPU	300	0.5	26
	80	70	7	6	173124	KN 21 E	NBR	160	0.5	48
	80	70	7	6	169290	KN 25 E	TPU	300	0.5	26
	80	70	7.5	7.2	173734	KN 05 E	NBR	200	0.5	70
	80	70	7.5	6.5	168512	KN 36 E	TPU	400	0.5	64
	80	70	7.5	6.7	65930	KNA 28 E	TPU	400	0.5	26
	80	70	8	7	173125	KN 21 E	NBR	160	0.5	48
	80	70	8	7	169291	KN 25 E	TPU	300	0.5	26
	80	70	8	7	168531	KN 36 E	TPU	400	0.5	64
	80	70	8	7	15829	KNA 28 E	TPU	400	0.5	26
	80	70	9	8	169292	KN 25 E	TPU	300	0.5	26
	80	70	9	8	65931	KNA 28 E	TPU	400	0.5	26
	80	70	11	10	169293	KN 25 E	TPU	300	0.5	26
	80	70	11	10	168533	KN 36 E	TPU	400	0.5	64
	80	70	13	12	173126	KN 21 E	NBR	160	0.5	48
	80	70	13	12	169294	KN 25 E	TPU	300	0.5	26
	80	70	13	12	168535	KN 36 E	TPU	400	0.5	64
	80	70	13	12	15781	KNA 28 E	TPU	400	0.5	26
	80	70.6	7.1		110576	KNA 44 E	PTFE	350	0.5	94
	80	72	11	10	116628	KN 21 E	NBR	160	0.5	48
	80	72	13	12	73543	KNA 23 E	NBR	160	0.5	48
	80	72	13	12	15873	KNA 28 E	TPU	400	0.5	26
	81	59	11	10	75394	KN 25 E	TPU	300	0.5	26
	82	70	9	8.7	173735	KN 05 E	NBR	200	0.5	70
	82	70	9.5	8.5	156256	KN 21 E	NBR	160	0.5	48
	82	70	10	9	168536	KN 36 E	TPU	400	0.5	64
	82	70	10.5	9.5	110382	KN 25 E	TPU	300	0.5	26
	82	70	11	10	169299	KN 25 E	TPU	300	0.5	26
	82	72	6	5	173127	KN 21 E	NBR	160	0.5	48
	82.55	63.5	14.3	12.7	169300	KN 25 E	TPU	300	0.5	26

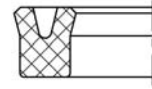


D	d	L	H	Item No.	Code	Mat.	max. Press. (bar)	max. Run. speed (m/s)	Page
82.55	66.67	13.48	12.7	159043	KNA 28 E	TPU	400	0.5	26
82.55	69.85	7.14	6.35	159044	KNA 28 E	TPU	400	0.5	26
82.55	69.85	9.52	8.73	55885	KN 05 E	NBR	200	0.5	70
82.55	69.85	10.31	9.52	159045	KNA 28 E	TPU	400	0.5	26
82.55	71.2	7.14	6.35	117826	KN 21 E	NBR	160	0.5	48
82.55	71.43	8.58	6.93	60125	KNA 23 E	NBR	160	0.5	48
82.55	73.02	7.14	6.35	159046	KNA 28 E	TPU	400	0.5	26
83	63	16	15	169301	KN 25 E	TPU	300	0.5	26
83	71.9	8.5	7.5	172966	KNA 23 E	NBR	160	0.5	48
84	70	12	11.7	60159	KN 05 E	NBR	200	0.5	70
84	76	9	8	168538	KN 36 E	TPU	400	0.5	64
85	60	11	10	169302	KN 25 E	TPU	300	0.5	26
85	60	13	12	169303	KN 25 E	TPU	300	0.5	26
85	60	13.5	12.5	169305	KN 25 E	TPU	300	0.5	26
85	65	11	10	169306	KN 25 E	TPU	300	0.5	26
85	65	13	12	173276	KN 21 E	NBR	160	0.5	48
85	65	13	12	169307	KN 25 E	TPU	300	0.5	26
85	65	14	13.7	27583	KN 05 E	NBR	200	0.5	70
85	65	14.5	13.5	168675	KNA 28 E	TPU	400	0.5	26
85	69.9	6.3		76934	KPOR 31 E	PTFE	400	15	74
85	70	8	7.7	173736	KN 05 E	NBR	200	0.5	70
85	70	8.5	7.5	172873	KN 21 E	NBR	160	0.5	48
85	70	9	8	173277	KN 21 E	NBR	160	0.5	48
85	70	11	10	169309	KN 25 E	TPU	300	0.5	26
85	70	12	11.7	24811	KN 05 E	NBR	200	0.5	70
85	70	12		173499	KNA 16 E STFAH	NBR	500	0.5	72
85	70	13	12	173278	KN 21 E	NBR	160	0.5	48
85	70	13	12	169310	KN 25 E	TPU	300	0.5	26
85	70	13	12	15782	KNA 28 E	TPU	400	0.5	26
85	73	9.5	8.5	172967	KNA 23 E	NBR	160	0.5	48
85	75	7.5	7.2	173768	KN 05 E	NBR	200	0.5	70
85	75	8	7.2	168540	KN 36 E	TPU	400	0.5	64
85	75	9		38189	KN 05 E	NBR	200	0.5	70
85	75	9	8	65937	KNA 28 E	TPU	400	0.5	26
85	75	11	10	169311	KN 25 E	TPU	300	0.5	26
85	75	11	10	168676	KNA 28 E	TPU	400	0.5	26
85	75	13	12	173128	KN 21 E	NBR	160	0.5	48
85	75	13	12	169312	KN 25 E	TPU	300	0.5	26
85	75	13	12	168542	KN 36 E	TPU	400	0.5	64
85	75	13	12	168677	KNA 28 E	TPU	400	0.5	26
85	75.6	7.1		110577	KNA 44 E	PTFE	350	0.5	94
85.72	73.02	10.31	9.52	172968	KNA 23 E	NBR	160	0.5	48
85.99	79.75	7.5	6.5	168543	KN 36 E	TPU	400	0.5	64
86	76.6	7.1		156435	KNA 44 E	PTFE	350	0.5	94
86	78	14	13	168545	KN 36 E	TPU	400	0.5	64
86.7	60	16	15	74644	KN 21 E	NBR	160	0.5	48
87	75	9.3	9	173737	KN 05 E	NBR	200	0.5	70
88	78	6	5	173129	KN 21 E	NBR	160	0.5	48
88.9	69.85	12.7	11.7	89882	KN 25 E	TPU	300	0.5	26
88.9	69.85	13.48	12.7	159047	KNA 28 E	TPU	400	0.5	26
88.9	69.85	17.47	15.87	159049	KNA 28 E	TPU	400	0.5	26
88.9	73.02	8.72	7.93	159050	KNA 28 E	TPU	400	0.5	26
88.9	73.02	13.48	12.7	159051	KNA 28 E	TPU	400	0.5	26
88.9	76.2	7.14	6.35	60127	KNA 23 E	NBR	160	0.5	48
88.9	76.2	7.14	6.35	159052	KNA 28 E	TPU	400	0.5	26

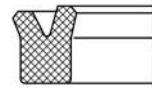
Dichtomatik Quickfinder
Piston seals
one-sided pressure load



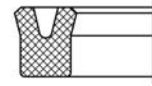
KNA 28



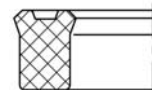
KN 25



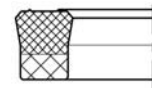
KNA 23



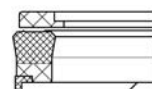
KN 21



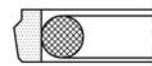
KN 36



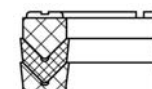
KN 05



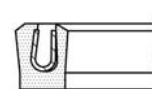
KNA 16



KPOR 31



KDS 01



KNA 44



Dichtomatik Quickfinder

Piston seals

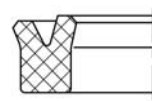
one-sided pressure load

	D	d	L	H	Item No.	Code	Mat.	max. Press. (bar)	max. Run. speed (m/s)	Page
					24427	KN 05 E	NBR	200	0.5	70
					169315	KN 25 E	TPU	300	0.5	26
					159053	KNA 28 E	TPU	400	0.5	26
					159054	KNA 28 E	TPU	400	0.5	26
					158537	KNA 28 E	TPU	400	0.5	26
					169316	KN 25 E	TPU	300	0.5	26
					173279	KN 21 E	NBR	160	0.5	48
					169317	KN 25 E	TPU	300	0.5	26
					124204	KNA 28 E	TPU	400	0.5	26
					169318	KN 25 E	TPU	300	0.5	26
					37479	KNA 23 E	NBR	160	0.5	48
					173280	KN 21 E	NBR	160	0.5	48
					169319	KN 25 E	TPU	300	0.5	26
					173281	KN 21 E	NBR	160	0.5	48
					169320	KN 25 E	TPU	300	0.5	26
					15832	KNA 28 E	TPU	400	0.5	26
					173500	KNA 16 E STFAH	NBR	500	0.5	72
					168678	KNA 28 E	TPU	400	0.5	26
					169321	KN 25 E	TPU	300	0.5	26
					75	KDS 01 E 1/0	NBR F	400	0.5	92
					76936	KPOR 31 E	PTFE	400	15	74
					61102	KN 21 E	NBR	160	0.5	48
					169322	KN 25 E	TPU	300	0.5	26
					169323	KN 25 E	TPU	300	0.5	26
					169324	KN 25 E	TPU	300	0.5	26
					65940	KNA 28 E	TPU	400	0.5	26
					169325	KN 25 E	TPU	300	0.5	26
					15875	KNA 28 E	TPU	400	0.5	26
					172972	KNA 23 E	NBR	160	0.5	48
					168679	KNA 28 E	TPU	400	0.5	26
					173130	KN 21 E	NBR	160	0.5	48
					169326	KN 25 E	TPU	300	0.5	26
					173131	KN 21 E	NBR	160	0.5	48
					169327	KN 25 E	TPU	300	0.5	26
					56160	KN 05 E	NBR	200	0.5	70
					173132	KN 21 E	NBR	160	0.5	48
					168548	KN 36 E	TPU	400	0.5	64
					169328	KN 25 E	TPU	300	0.5	26
					169329	KN 25 E	TPU	300	0.5	26
					168680	KNA 28 E	TPU	400	0.5	26
					63112	KN 21 E	NBR	160	0.5	48
					169330	KN 25 E	TPU	300	0.5	26
					168551	KN 36 E	TPU	400	0.5	64
					168681	KNA 28 E	TPU	400	0.5	26
					169331	KN 25 E	TPU	300	0.5	26
					15783	KNA 28 E	TPU	400	0.5	26
					168554	KN 36 E	TPU	400	0.5	64
					110578	KNA 44 E	PTFE	350	0.5	94
					78341	KN 21 E	NBR	160	0.5	48
					173738	KN 05 E	NBR	200	0.5	70
					173133	KN 21 E	NBR	160	0.5	48
					169333	KN 25 E	TPU	300	0.5	26
					172969	KNA 23 E	NBR	160	0.5	48
					169335	KN 25 E	TPU	300	0.5	26
					168558	KN 36 E	TPU	400	0.5	64

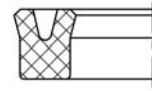


D	d	L	H	Item No.	Code	Mat.	max. Press. (bar)	max. Run. speed (m/s)	Page
95	70	13	12	63094	KN 21 E	NBR	160	0.5	48
95	70	13	12	169336	KN 25 E	TPU	300	0.5	26
95	75	11	10	173282	KN 21 E	NBR	160	0.5	48
95	75	11	10	169337	KN 25 E	TPU	300	0.5	26
95	75	13	12	173283	KN 21 E	NBR	160	0.5	48
95	75	13	12	169338	KN 25 E	TPU	300	0.5	26
95	75	14	13.7	24813	KN 05 E	NBR	200	0.5	70
95	75	14.5		173501	KNA 16 E STFAH	NBR	500	0.5	72
95	75	14.5	13.5	168682	KNA 28 E	TPU	400	0.5	26
95	79.9	6.3		76937	KPOR 31 E	PTFE	400	15	74
95	80	10	9	169340	KN 25 E	TPU	300	0.5	26
95	80	12	11.7	24814	KN 05 E	NBR	200	0.5	70
95	80	13	12	169341	KN 25 E	TPU	300	0.5	26
95	80	13	12	124205	KNA 28 E	TPU	400	0.5	26
95	85	7.5	7.2	59413	KN 05 E	NBR	200	0.5	70
95	85	7.5	7	168684	KNA 28 E	TPU	400	0.5	26
95	85	8	7	168562	KN 36 E	TPU	400	0.5	64
95	85	8	7.5	168685	KNA 28 E	TPU	400	0.5	26
95	85	9.5	8.5	169342	KN 25 E	TPU	300	0.5	26
95	85	9.5	9	168686	KNA 28 E	TPU	400	0.5	26
95	85	10.5	9.5	74294	KN 25 E	TPU	300	0.5	26
95	85	13	12	169345	KN 25 E	TPU	300	0.5	26
95	85	14.5	13.5	168687	KNA 28 E	TPU	400	0.5	26
95	85.6	7.1		110579	KNA 44 E	PTFE	350	0.5	94
95.25	76.2	12.7	11.7	68882	KN 05 E	NBR	200	0.5	70
95.25	76.99	9.12	7.4	172970	KNA 23 E	NBR	160	0.5	48
95.25	79.37	12.7	11.11	168527	KN 36 E	TPU	400	0.5	64
95.25	82.55	10.31	9.52	159055	KNA 28 E	TPU	400	0.5	26
96	72	13	12	169346	KN 25 E	TPU	300	0.5	26
96	80	10	9.7	173739	KN 05 E	NBR	200	0.5	70
96	88	9	8	168564	KN 36 E	TPU	400	0.5	64
97	81.9	6.3		81488	KPOR 31 E	PTFE	400	15	74
97	85	9		76217	KN 05 E	NBR	200	0.5	70
97	85	9.5	9	171187	KN 36 E	TPU	400	0.5	64
98	83	14.5	13.5	169347	KN 25 E	TPU	300	0.5	26
98	90	9	8	168569	KN 36 E	TPU	400	0.5	64
98.42	85.72	10.31	9.52	172974	KNA 23 E	NBR	160	0.5	48
99	91	9	8	168571	KN 36 E	TPU	400	0.5	64
99	92	11	10	78317	KN 21 E	NBR	160	0.5	48
100	70	16	15	173284	KN 21 E	NBR	160	0.5	48
100	75	16	15	172874	KN 21 E	NBR	160	0.5	48
100	75	16	15	169348	KN 25 E	TPU	300	0.5	26
100	76	13	12	134349	KN 21 E	NBR	160	0.5	48
100	78	16	15	169349	KN 25 E	TPU	300	0.5	26
100	79.5	8.1		172378	KPOR 31 E	PTFE	400	15	74
100	80	11	10	173285	KN 21 E	NBR	160	0.5	48
100	80	11	10	169350	KN 25 E	TPU	300	0.5	26
100	80	11	10	22429	KNA 28 E	TPU	400	0.5	26
100	80	13	12	173286	KN 21 E	NBR	160	0.5	48
100	80	13	12	169351	KN 25 E	TPU	300	0.5	26
100	80	13	12	15784	KNA 28 E	TPU	400	0.5	26
100	80	14	13.7	173770	KN 05 E	NBR	200	0.5	70
100	80	14.5		173502	KNA 16 E STFAH	NBR	500	0.5	72
100	80	14.5	13.5	15840	KNA 28 E	TPU	400	0.5	26
100	80	16	15	173287	KN 21 E	NBR	160	0.5	48

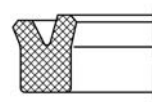
Dichtomatik Quickfinder
Piston seals
one-sided pressure load



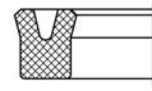
KNA 28



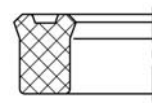
KN 25



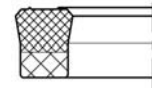
KNA 23



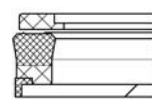
KN 21



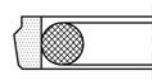
KN 36



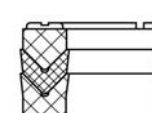
KN 05



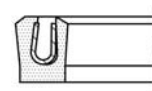
KNA 16



KPOR 31



KDS 01



KNA 44



Dichtomatik Quickfinder

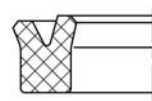
Piston seals one-sided pressure load

	D	d	L	H	Item No.	Code	Mat.	max. Press. (bar)	max. Run. speed (m/s)	Page
	100	80	16	15	65947	KNA 28 E	TPU	400	0.5	26
	100	80	19	18	169352	KN 25 E	TPU	300	0.5	26
	100	80	21.2	20.6	76	KDS 01 E 1/0	NBR F	400	0.5	92
	100	82	13	12	155716	KN 21 E	NBR	160	0.5	48
	100	84	9	8	133350	KNA 23 E	NBR	160	0.5	48
	100	84	14.5	13.5	169353	KN 25 E	TPU	300	0.5	26
	100	84.9	6.3		76938	KPOR 31 E	PTFE	400	15	74
	100	85	8.5	7.5	61105	KN 21 E	NBR	160	0.5	48
	100	85	9	8	169354	KN 25 E	TPU	300	0.5	26
	100	85	10	9	63128	KN 21 E	NBR	160	0.5	48
	100	85	10	9	169355	KN 25 E	TPU	300	0.5	26
	100	85	12	11	169356	KN 25 E	TPU	300	0.5	26
	100	85	12.5	11.4	65949	KNA 28 E	TPU	400	0.5	26
	100	85	13	12	173134	KN 21 E	NBR	160	0.5	48
	100	85	13	12	169358	KN 25 E	TPU	300	0.5	26
	100	85	13	12	73574	KNA 23 E	NBR	160	0.5	48
	100	85	13	12	15785	KNA 28 E	TPU	400	0.5	26
	100	86	13	12	168688	KNA 28 E	TPU	400	0.5	26
	100	88	9.5	8.5	174316	KNA 23 E	NBR	160	0.5	48
	100	88	9.5	8.5	168689	KNA 28 E	TPU	400	0.5	26
	100	88	11	10	107833	KNA 23 E	NBR	160	0.5	48
	100	90	4.8	4.3	157751	KNA 23 E	NBR	160	0.5	48
	100	90	6	5	173135	KN 21 E	NBR	160	0.5	48
	100	90	6	5	169361	KN 25 E	TPU	300	0.5	26
	100	90	7.5	6.5	168573	KN 36 E	TPU	400	0.5	64
	100	90	7.5	6.5	157854	KNA 23 E	NBR	160	0.5	48
	100	90	8	7	169362	KN 25 E	TPU	300	0.5	26
	100	90	8	7	168690	KNA 28 E	TPU	400	0.5	26
	100	90	8.2	7.2	73576	KNA 23 E	NBR	160	0.5	48
	100	90	9	8	169363	KN 25 E	TPU	300	0.5	26
	100	90	11	10	169364	KN 25 E	TPU	300	0.5	26
	100	90	11.5	10.5	38403	KNA 23 E	NBR	160	0.5	48
	100	90	11.5	10.5	15842	KNA 28 E	TPU	400	0.5	26
	100	90	13	12	169365	KN 25 E	TPU	300	0.5	26
	100	90.6	7.1		110580	KNA 44 E	PTFE	350	0.5	94
	101.6	76.2	14.3	12.7	169366	KN 25 E	TPU	300	0.5	26
	101.6	80	13	12	168692	KNA 28 E	TPU	400	0.5	26
	101.6	82.55	10.31	9.52	159056	KNA 28 E	TPU	400	0.5	26
	101.6	82.55	13.48	12.7	172973	KNA 23 E	NBR	160	0.5	48
	101.6	82.55	13.48	12.7	159057	KNA 28 E	TPU	400	0.5	26
	101.6	82.55	17.47	15.87	159058	KNA 28 E	TPU	400	0.5	26
	101.6	85.72	13.48	12.7	159059	KNA 28 E	TPU	400	0.5	26
	101.6	86.5	6.3		76939	KPOR 31 E	PTFE	400	15	74
	101.6	88.9	7.14	6.35	159060	KNA 28 E	TPU	400	0.5	26
	101.6	88.9	8.72	7.93	159061	KNA 28 E	TPU	400	0.5	26
	101.6	88.9	10.31	9.52	169367	KN 25 E	TPU	300	0.5	26
	101.6	88.9	10.31	9.52	172975	KNA 23 E	NBR	160	0.5	48
	101.6	88.9	10.31	9.52	159062	KNA 28 E	TPU	400	0.5	26
	101.6	92.07	10.31	9.52	159063	KNA 28 E	TPU	400	0.5	26
	102	90	9		300	KN 05 E	NBR	200	0.5	70
	102	94	14	13	168560	KN 36 E	TPU	400	0.5	64
	104.5	85	13		173503	KNA 16 E STFAH	NBR	500	0.5	72
	104.77	88.9	8.72	7.93	169368	KN 25 E	TPU	300	0.5	26
	104.77	88.9	8.72	7.93	60118	KNA 23 E	NBR	160	0.5	48
	105	80	13	12	173288	KN 21 E	NBR	160	0.5	48

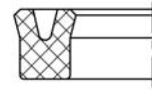


D	d	L	H	Item No.	Code	Mat.	max. Press. (bar)	max. Run. speed (m/s)	Page
105	80	13	12	169369	KN 25 E	TPU	300	0.5	26
105	80	16	15	173289	KN 21 E	NBR	160	0.5	48
105	85	11	10	173290	KN 21 E	NBR	160	0.5	48
105	85	13	12	173291	KN 21 E	NBR	160	0.5	48
105	85	13	12	169370	KN 25 E	TPU	300	0.5	26
105	85	14		173504	KNA 16 E STFAH	NBR	500	0.5	72
105	85	16	15	173136	KN 21 E	NBR	160	0.5	48
105	85	19	18	169372	KN 25 E	TPU	300	0.5	26
105	89.9	6.3		76940	KPOR 31 E	PTFE	400	15	74
105	90	8.5	7.5	173137	KN 21 E	NBR	160	0.5	48
105	90	10	9	67893	KN 25 E	TPU	300	0.5	26
105	90	13	12	169375	KN 25 E	TPU	300	0.5	26
105	90	13	12	15843	KNA 28 E	TPU	400	0.5	26
105	94	9	8	158187	KNA 23 E	NBR	160	0.5	48
105	95	10.5	10.2	24819	KN 05 E	NBR	200	0.5	70
105	95	13	12	169376	KN 25 E	TPU	300	0.5	26
105	96	12	11	15484	KN 25 E	TPU	300	0.5	26
105	97	14	13	168575	KN 36 E	TPU	400	0.5	64
105	98.8	4.8		144399	KNA 44 E	PTFE	350	0.5	94
105	125	11	10	69059	KN 21 E	NBR	160	0.5	48
107	95	12	11.7	44324	KN 05 E	NBR	200	0.5	70
107.95	88.9	13.48	12.7	172976	KNA 23 E	NBR	160	0.5	48
107.95	95.25	10.31	9.52	159064	KNA 28 E	TPU	400	0.5	26
108	98	11	10	14580	KN 25 E	TPU	300	0.5	26
108	100	9	8	168576	KN 36 E	TPU	400	0.5	64
110	80	16	15	27195	KN 21 E	NBR	160	0.5	48
110	85	13	12	26609	KN 21 E	NBR	160	0.5	48
110	85	13	12	169381	KN 25 E	TPU	300	0.5	26
110	85	16	15	173138	KN 21 E	NBR	160	0.5	48
110	85	16	15	124209	KNA 28 E	TPU	400	0.5	26
110	89	8.1		172379	KPOR 31 E	PTFE	400	15	74
110	90	11	10	27204	KN 21 E	NBR	160	0.5	48
110	90	11	10	169382	KN 25 E	TPU	300	0.5	26
110	90	12.5	12.2	174291	KN 05 E	NBR	200	0.5	70
110	90	13	12	169383	KN 25 E	TPU	300	0.5	26
110	90	13		173505	KNA 16 E STFAH	NBR	500	0.5	72
110	90	13	12	15844	KNA 28 E	TPU	400	0.5	26
110	90	14	13	63146	KN 21 E	NBR	160	0.5	48
110	90	16	15	173139	KN 21 E	NBR	160	0.5	48
110	90	16	15	73582	KNA 23 E	NBR	160	0.5	48
110	90	16	15	65952	KNA 28 E	TPU	400	0.5	26
110	90	19	18	169384	KN 25 E	TPU	300	0.5	26
110	90	21.2	20.6	77	KDS 01 E 1/0	NBR F	400	0.5	92
110	94.9	6.3		76941	KPOR 31 E	PTFE	400	15	74
110	95	8.5	7.5	61109	KN 21 E	NBR	160	0.5	48
110	95	10	9	173140	KN 21 E	NBR	160	0.5	48
110	95	10	9	67900	KN 25 E	TPU	300	0.5	26
110	95	11	10	117432	KN 25 E	TPU	300	0.5	26
110	95	11	10	65954	KNA 28 E	TPU	400	0.5	26
110	95	13	12	169389	KN 25 E	TPU	300	0.5	26
110	95	13	12	15845	KNA 28 E	TPU	400	0.5	26
110	95	16	15	169390	KN 25 E	TPU	300	0.5	26
110	100	6	5	173141	KN 21 E	NBR	160	0.5	48
110	100	6	5	169391	KN 25 E	TPU	300	0.5	26
110	100	8	7	168694	KNA 28 E	TPU	400	0.5	26

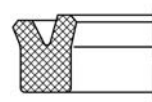
Dichtomatik Quickfinder
Piston seals
one-sided pressure load



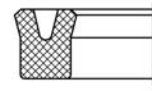
KNA 28



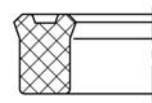
KN 25



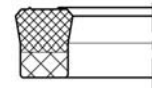
KNA 23



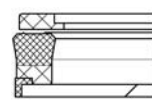
KN 21



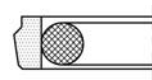
KN 36



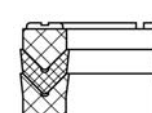
KN 05



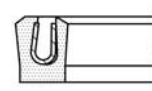
KNA 16



KPOR 31



KDS 01



KNA 44



Dichtomatik Quickfinder

Piston seals

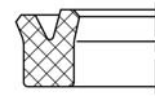
one-sided pressure load

	D	d	L	H	Item No.	Code	Mat.	max. Press. (bar)	max. Run. speed (m/s)	Page
					169393	KN 25 E	TPU	300	0.5	26
					168695	KNA 28 E	TPU	400	0.5	26
					110582	KNA 44 E	PTFE	350	0.5	94
					169395	KN 25 E	TPU	300	0.5	26
					168579	KN 36 E	TPU	400	0.5	64
					41501	KN 05 E	NBR	200	0.5	70
					60120	KNA 23 E	NBR	160	0.5	48
					159065	KNA 28 E	TPU	400	0.5	26
					159066	KNA 28 E	TPU	400	0.5	26
					43047	KNA 23 E	NBR	160	0.5	48
					169397	KN 25 E	TPU	300	0.5	26
					169398	KN 25 E	TPU	300	0.5	26
					26334	KN 21 E	NBR	160	0.5	48
					169399	KN 25 E	TPU	300	0.5	26
					124210	KNA 28 E	TPU	400	0.5	26
					66740	KN 25 E	TPU	300	0.5	26
					169404	KN 25 E	TPU	300	0.5	26
					173506	KNA 16 E STFAH	NBR	500	0.5	72
					173292	KN 21 E	NBR	160	0.5	48
					65960	KNA 28 E	TPU	400	0.5	26
					169405	KN 25 E	TPU	300	0.5	26
					77295	KDS 01 E 1/0	NBR F	400	0.5	92
					159393	KNA 28 E	TPU	400	0.5	26
					76943	KPOR 31 E	PTFE	400	15	74
					169406	KN 25 E	TPU	300	0.5	26
					168696	KNA 28 E	TPU	400	0.5	26
					173740	KN 05 E	NBR	200	0.5	70
					169407	KN 25 E	TPU	300	0.5	26
					168697	KNA 28 E	TPU	400	0.5	26
					110583	KNA 44 E	PTFE	350	0.5	94
					168581	KN 36 E	TPU	400	0.5	64
					168577	KN 36 E	TPU	400	0.5	64
					27205	KN 21 E	NBR	160	0.5	48
					169409	KN 25 E	TPU	300	0.5	26
					168698	KNA 28 E	TPU	400	0.5	26
					26336	KN 21 E	NBR	160	0.5	48
					173142	KN 21 E	NBR	160	0.5	48
					169410	KN 25 E	TPU	300	0.5	26
					173507	KNA 16 E STFAH	NBR	500	0.5	72
					173143	KN 21 E	NBR	160	0.5	48
					169412	KN 25 E	TPU	300	0.5	26
					15848	KNA 28 E	TPU	400	0.5	26
					173741	KN 05 E	NBR	200	0.5	70
					168699	KNA 28 E	TPU	400	0.5	26
					173293	KN 21 E	NBR	160	0.5	48
				169413	KN 25 E	TPU	300	0.5	26	
				169414	KN 25 E	TPU	300	0.5	26	
				168700	KNA 28 E	TPU	400	0.5	26	
				76944	KPOR 31 E	PTFE	400	15	74	
				169415	KN 25 E	TPU	300	0.5	26	
				172978	KNA 23 E	NBR	160	0.5	48	
				82820	KNA 28 E	TPU	400	0.5	26	
				169416	KN 25 E	TPU	300	0.5	26	
				169417	KN 25 E	TPU	300	0.5	26	
				152593	KPOR 31 E	PTFE	400	15	74	

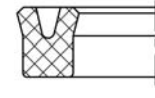


D	d	L	H	Item No.	Code	Mat.	max. Press. (bar)	max. Run. speed (m/s)	Page
120	110.6	7.1		110584	KNA 44 E	PTFE	350	0.5	94
120.65	95.25	17.47	15.87	61464	KNA 23 E	NBR	160	0.5	48
123.82	111.12	10.31	9.52	172979	KNA 23 E	NBR	160	0.5	48
124	110	9	8	79360	KN 21 E	NBR	160	0.5	48
125	95	16	15	173294	KN 21 E	NBR	160	0.5	48
125	95	19	18	15787	KNA 28 E	TPU	400	0.5	26
125	100	13	12	27214	KN 21 E	NBR	160	0.5	48
125	100	13	12	169418	KN 25 E	TPU	300	0.5	26
125	100	16	15	173295	KN 21 E	NBR	160	0.5	48
125	100	16	15	169419	KN 25 E	TPU	300	0.5	26
125	100	16	15	124212	KNA 28 E	TPU	400	0.5	26
125	100	25.8	25	78	KDS 01 E 1/0	NBR F	400	0.5	92
125	105	11	10	169420	KN 25 E	TPU	300	0.5	26
125	105	12.5		173508	KNA 16 E STFAH	NBR	500	0.5	72
125	105	13	12	169421	KN 25 E	TPU	300	0.5	26
125	105	13	12	73603	KNA 23 E	NBR	160	0.5	48
125	105	13	12	15850	KNA 28 E	TPU	400	0.5	26
125	105	15	14	169422	KN 25 E	TPU	300	0.5	26
125	105	16	15	169423	KN 25 E	TPU	300	0.5	26
125	105	16	15	15788	KNA 28 E	TPU	400	0.5	26
125	105	17	16	73605	KNA 23 E	NBR	160	0.5	48
125	109.9	6.3		76945	KPOR 31 E	PTFE	400	15	74
125	110	10.6	9.6	65967	KNA 28 E	TPU	400	0.5	26
125	110	11	10.7	57091	KN 05 E	NBR	200	0.5	70
125	110	11	10	174317	KNA 23 E	NBR	160	0.5	48
125	110	11	10	168701	KNA 28 E	TPU	400	0.5	26
125	110	12	11.7	173742	KN 05 E	NBR	200	0.5	70
125	110	13	12	169424	KN 25 E	TPU	300	0.5	26
125	110	16	15	169425	KN 25 E	TPU	300	0.5	26
125	112.8	9.5		110585	KNA 44 E	PTFE	350	0.5	94
125	113	10.5	9.5	169426	KN 25 E	TPU	300	0.5	26
125	115	8	7	15851	KNA 28 E	TPU	400	0.5	26
125	115	8.2	7.2	73608	KNA 23 E	NBR	160	0.5	48
125	115	16	15	169427	KN 25 E	TPU	300	0.5	26
125	115	16	15	15852	KNA 28 E	TPU	400	0.5	26
126	115	16	15	171052	KN 25 E	TPU	300	0.5	26
126	118	14	13	168582	KN 36 E	TPU	400	0.5	64
127	101.6	17.47	15.87	172977	KNA 23 E	NBR	160	0.5	48
127	107.95	10.31	9.52	159067	KNA 28 E	TPU	400	0.5	26
127	107.95	13.48	12.7	159068	KNA 28 E	TPU	400	0.5	26
127	107.95	17.47	15.87	159069	KNA 28 E	TPU	400	0.5	26
127	114.3	7.14	6.35	159070	KNA 28 E	TPU	400	0.5	26
127	114.3	10.31	9.52	159071	KNA 28 E	TPU	400	0.5	26
127	114.3	15.72	14.28	159072	KNA 28 E	TPU	400	0.5	26
127	114.3	16	14.5	73197	KN 25 E	TPU	300	0.5	26
130	100	13	12	169430	KN 25 E	TPU	300	0.5	26
130	100	16	15	169432	KN 25 E	TPU	300	0.5	26
130	100	19	18	173296	KN 21 E	NBR	160	0.5	48
130	100	19	18	36641	KN 25 E	TPU	300	0.5	26
130	105	13	12	79549	KN 21 E	NBR	160	0.5	48
130	105	13	12	169435	KN 25 E	TPU	300	0.5	26
130	109	8.1		172380	KPOR 31 E	PTFE	400	15	74
130	110	11	10	149573	KN 25 E	TPU	300	0.5	26
130	110	12	11.7	173743	KN 05 E	NBR	200	0.5	70
130	110	12		173509	KNA 16 E STFAH	NBR	500	0.5	72

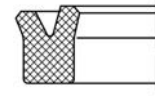
Dichtomatik Quickfinder
Piston seals
one-sided pressure load



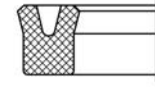
KNA 28



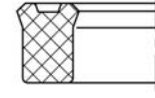
KN 25



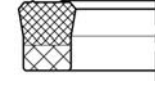
KNA 23



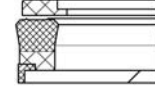
KN 21



KN 36



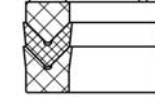
KN 05



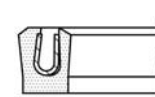
KNA 16



KPOR 31



KDS 01



KNA 44



Dichtomatik Quickfinder

Piston seals

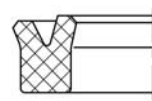
one-sided pressure load

	D	d	L	H	Item No.	Code	Mat.	max. Press. (bar)	max. Run. speed (m/s)	Page
					169438	KN 25 E	TPU	300	0.5	26
	130	110	13	12	15853	KNA 28 E	TPU	400	0.5	26
	130	110	16	15	169439	KN 25 E	TPU	300	0.5	26
	130	110	16	15	117555	KNA 23 E	NBR	160	0.5	48
	130	110	16	15	22676	KNA 28 E	TPU	400	0.5	26
	130	110	19	18	169440	KN 25 E	TPU	300	0.5	26
	130	114.9	6.3		76947	KPOR 31 E	PTFE	400	15	74
	130	115	11	10	169442	KN 25 E	TPU	300	0.5	26
	130	115	16	15	169443	KN 25 E	TPU	300	0.5	26
	130	117.8	9.5		110586	KNA 44 E	PTFE	350	0.5	94
	130	120	6	5	169444	KN 25 E	TPU	300	0.5	26
	130	120	10.5	10.2	65363	KN 05 E	NBR	200	0.5	70
	130	120	14.5	13.5	168702	KNA 28 E	TPU	400	0.5	26
	130	120	15	14	169446	KN 25 E	TPU	300	0.5	26
	130.17	114.3	10.31	9.52	169447	KN 25 E	TPU	300	0.5	26
	130.17	117.5	10.31	9.52	172980	KNA 23 E	NBR	160	0.5	48
	132	120	15	14	133110	KN 21 E	NBR	160	0.5	48
	133	123	7.5	7.2	60164	KN 05 E	NBR	200	0.5	70
	133	125	7.5	6.5	172569	KN 36 E	TPU	400	0.5	64
	133.35	107.95	19.05		79018	KN 05 E	NBR	200	0.5	70
	133.35	114.3	13.48	12.7	159073	KNA 28 E	TPU	400	0.5	26
	134	126	9	8	168584	KN 36 E	TPU	400	0.5	64
	135	100	17	16	169448	KN 25 E	TPU	300	0.5	26
	135	110	13	12	27221	KN 21 E	NBR	160	0.5	48
	135	110	19	18	173298	KN 21 E	NBR	160	0.5	48
	135	110	19	18	169450	KN 25 E	TPU	300	0.5	26
	135	114	8.1		172381	KPOR 31 E	PTFE	400	15	74
	135	115	13	12	169451	KN 25 E	TPU	300	0.5	26
	135	115	16	15	173299	KN 21 E	NBR	160	0.5	48
	135	115	16	15	169452	KN 25 E	TPU	300	0.5	26
	135	119.9	6.3		76950	KPOR 31 E	PTFE	400	15	74
	135	120	8.5	7.5	61115	KN 21 E	NBR	160	0.5	48
	135	120	16	15	169453	KN 25 E	TPU	300	0.5	26
	135	120	16	15.5	168586	KN 36 E	TPU	400	0.5	64
	135	122.8	9.5		110587	KNA 44 E	PTFE	350	0.5	94
	139.7	114.3	19.05		79020	KN 05 E	NBR	200	0.5	70
	139.7	120.65	17.47	15.87	159074	KNA 28 E	TPU	400	0.5	26
	140	100	21	20	110249	KN 21 E	NBR	160	0.5	48
	140	110	16	15	27222	KN 21 E	NBR	160	0.5	48
	140	110	19	18	173300	KN 21 E	NBR	160	0.5	48
	140	110	19	18	117436	KN 25 E	TPU	300	0.5	26
	140	114	13	12	168703	KNA 28 E	TPU	400	0.5	26
140	115	16	15	169456	KN 25 E	TPU	300	0.5	26	
140	115	19	18	173301	KN 21 E	NBR	160	0.5	48	
140	115	23	22	14750	KN 25 E	TPU	300	0.5	26	
140	115	25.8	25	79	KDS 01 E 1/0	NBR F	400	0.5	92	
140	120	11	10	27226	KN 21 E	NBR	160	0.5	48	
140	120	11	10	169459	KN 25 E	TPU	300	0.5	26	
140	120	11	10	117169	KNA 23 E	NBR	160	0.5	48	
140	120	13	12	169460	KN 25 E	TPU	300	0.5	26	
140	120	13	12	15855	KNA 28 E	TPU	400	0.5	26	
140	120	15	14	173302	KN 21 E	NBR	160	0.5	48	
140	120	16	15	169461	KN 25 E	TPU	300	0.5	26	
140	120	16	15	65974	KNA 28 E	TPU	400	0.5	26	
140	120	17	16	73618	KNA 23 E	NBR	160	0.5	48	

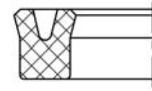


D	d	L	H	Item No.	Code	Mat.	max. Press. (bar)	max. Run. speed (m/s)	Page
140	124.9	6.3		76951	KPOR 31 E	PTFE	400	15	74
140	125	8.5	7.5	173303	KN 21 E	NBR	160	0.5	48
140	125	9	8	79353	KN 21 E	NBR	160	0.5	48
140	125	10	9	173304	KN 21 E	NBR	160	0.5	48
140	125	10	9	168705	KNA 28 E	TPU	400	0.5	26
140	125	11	10	172981	KNA 23 E	NBR	160	0.5	48
140	125	11.5		61097	KN 05 E	NBR	200	0.5	70
140	125	12	11	169462	KN 25 E	TPU	300	0.5	26
140	125	13	12	169463	KN 25 E	TPU	300	0.5	26
140	125	16	15	169464	KN 25 E	TPU	300	0.5	26
140	125	16	15	124214	KNA 28 E	TPU	400	0.5	26
140	127.3	10.52	9.52	75085	KNA 23 E	NBR	160	0.5	48
140	127.8	9.5		110588	KNA 44 E	PTFE	350	0.5	94
145	115	18.6	18	73763	KNA 28 E	TPU	400	0.5	26
145	115	19	18	26340	KN 21 E	NBR	160	0.5	48
145	115	19	18	169465	KN 25 E	TPU	300	0.5	26
145	120	19	18	173305	KN 21 E	NBR	160	0.5	48
145	125	11	10	149574	KN 25 E	TPU	300	0.5	26
145	125	16	15	169468	KN 25 E	TPU	300	0.5	26
145	125	19	18	169470	KN 25 E	TPU	300	0.5	26
145	130	9		56211	KN 05 E	NBR	200	0.5	70
145	132.8	9.5		110589	KNA 44 E	PTFE	350	0.5	94
146	136	7	6	171053	KN 25 E	TPU	300	0.5	26
146.05	127	10.31	9.52	169471	KN 25 E	TPU	300	0.5	26
146.05	137.9	7.5	6.6	74342	KNA 23 E	NBR	160	0.5	48
149.22	136.52	10.31	9.52	172982	KNA 23 E	NBR	160	0.5	48
150	120	16	15	173306	KN 21 E	NBR	160	0.5	48
150	120	16	15	169472	KN 25 E	TPU	300	0.5	26
150	120	19	18	65978	KNA 28 E	TPU	400	0.5	26
150	120	29	28	80	KDS 01 E 1/0	NBR F	400	0.5	92
150	125	13	12	169473	KN 25 E	TPU	300	0.5	26
150	125	14		173510	KNA 16 E STFAH	NBR	500	0.5	72
150	125	14.5	13.5	168706	KNA 28 E	TPU	400	0.5	26
150	125	19	18	173307	KN 21 E	NBR	160	0.5	48
150	129.5	8.1		172382	KPOR 31 E	PTFE	400	15	74
150	130	11	10	169474	KN 25 E	TPU	300	0.5	26
150	130	15	14	27233	KN 21 E	NBR	160	0.5	48
150	130	16	15	20628	KN 21 E	NBR	160	0.5	48
150	130	16	15	169475	KN 25 E	TPU	300	0.5	26
150	130	16	15	15802	KNA 28 E	TPU	400	0.5	26
150	134.9	6.3		76953	KPOR 31 E	PTFE	400	15	74
150	135	10	9	65983	KNA 28 E	TPU	400	0.5	26
150	135	11	10	84301	KN 21 E	NBR	160	0.5	48
150	135	16	15	169476	KN 25 E	TPU	300	0.5	26
150	137.8	9.5		110590	KNA 44 E	PTFE	350	0.5	94
150	140	6	5	169477	KN 25 E	TPU	300	0.5	26
150	140	8	7	168707	KNA 28 E	TPU	400	0.5	26
150	140	10.5	10.2	80889	KN 05 E	NBR	200	0.5	70
150	140	16	15	158613	KN 25 E	TPU	300	0.5	26
151	143	14	13	168589	KN 36 E	TPU	400	0.5	64
152	142	7	6	95551	KN 25 E	TPU	300	0.5	26
152.4	127	17.47	15.87	61472	KNA 23 E	NBR	160	0.5	48
152.4	133.35	10.31	9.52	159077	KNA 28 E	TPU	400	0.5	26
152.4	133.35	13.48	12.7	159078	KNA 28 E	TPU	400	0.5	26
152.4	133.35	17.47	15.87	159079	KNA 28 E	TPU	400	0.5	26

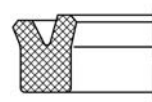
Dichtomatik Quickfinder
Piston seals
one-sided pressure load



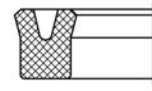
KNA 28



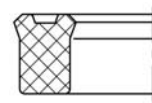
KN 25



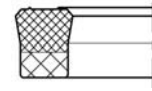
KNA 23



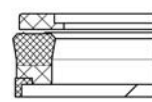
KN 21



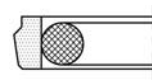
KN 36



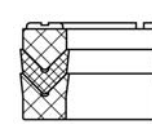
KN 05



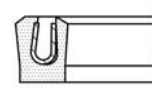
KNA 16



KPOR 31



KDS 01



KNA 44



Dichtomatik Quickfinder

Piston seals

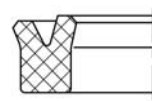
one-sided pressure load

	D	d	L	H	Item No.	Code	Mat.	max. Press. (bar)	max. Run. speed (m/s)	Page
					107808	KNA 23 E	NBR	160	0.5	48
	152.4	139.7	7.14	6.35	159080	KNA 28 E	TPU	400	0.5	26
	152.4	139.7	10.31	9.52	169482	KN 25 E	TPU	300	0.5	26
	152.4	139.7	10.31	9.52	159081	KNA 28 E	TPU	400	0.5	26
	152.4	139.7	15.72	14.28	159082	KNA 28 E	TPU	400	0.5	26
	153	145	9	8	168591	KN 36 E	TPU	400	0.5	64
	154	125	21	20	90400	KN 21 E	NBR	160	0.5	48
	155	125	16	15	173308	KN 21 E	NBR	160	0.5	48
	155	125	16	15	169483	KN 25 E	TPU	300	0.5	26
	155	125	19	18	173309	KN 21 E	NBR	160	0.5	48
	155	125	23	22	108671	KN 21 E	NBR	160	0.5	48
	155	135	16	15	169484	KN 25 E	TPU	300	0.5	26
	155	139.9	6.3		76956	KPOR 31 E	PTFE	400	15	74
	155	140	16	15	169485	KN 25 E	TPU	300	0.5	26
	155.5	140	6.7	5.8	168588	KN 36 E	TPU	400	0.5	64
	158	138	13	12	72400	KN 25 E	TPU	300	0.5	26
	158	145	9	8	79345	KN 21 E	NBR	160	0.5	48
	158.75	146.05	15.72	14.28	159083	KNA 28 E	TPU	400	0.5	26
	160	130	16	15	173310	KN 21 E	NBR	160	0.5	48
	160	130	19	18	173311	KN 21 E	NBR	160	0.5	48
	160	130	19	18	169489	KN 25 E	TPU	300	0.5	26
	160	130	19	18	65988	KNA 28 E	TPU	400	0.5	26
	160	130	26	25	73635	KNA 23 E	NBR	160	0.5	48
	160	130	29	28	81	KDS 01 E 1/0	NBR F	400	0.5	92
	160	135	16	15	169490	KN 25 E	TPU	300	0.5	26
	160	135	20	18.5	65989	KNA 28 E	TPU	400	0.5	26
	160	139.5	8.1		172383	KPOR 31 E	PTFE	400	15	74
	160	140	9	8	173312	KN 21 E	NBR	160	0.5	48
	160	140	11	10	169492	KN 25 E	TPU	300	0.5	26
	160	140	13	12	169493	KN 25 E	TPU	300	0.5	26
	160	140	14		173511	KNA 16 E STFAH	NBR	500	0.5	72
	160	140	14.5	13.5	168708	KNA 28 E	TPU	400	0.5	26
	160	140	15	14	174318	KNA 23 E	NBR	160	0.5	48
	160	140	16	15	169494	KN 25 E	TPU	300	0.5	26
	160	140	16	15	27028	KNA 23 E	NBR	160	0.5	48
	160	140	16	15	15789	KNA 28 E	TPU	400	0.5	26
	160	144.9	6.3		76957	KPOR 31 E	PTFE	400	15	74
	160	145	10	9	46376	KN 25 E	TPU	300	0.5	26
	160	145	10	9	168710	KNA 28 E	TPU	400	0.5	26
	160	145	11	10	172983	KNA 23 E	NBR	160	0.5	48
	160	146	10	9	169497	KN 25 E	TPU	300	0.5	26
	160	147.8	9.5		110591	KNA 44 E	PTFE	350	0.5	94
	160	148	7.5	7	168711	KNA 28 E	TPU	400	0.5	26
	160	148	16.5	15.5	88285	KNA 28 E	TPU	400	0.5	26
	160	150	13.5	12.5	172533	KN 36 E	TPU	400	0.5	64
	165	135	16	15	90249	KN 21 E	NBR	160	0.5	48
	165	145	16	15	169498	KN 25 E	TPU	300	0.5	26
	165	149.9	6.3		76958	KPOR 31 E	PTFE	400	15	74
	170	140	16	15	38005	KN 21 E	NBR	160	0.5	48
	170	140	16	15	90269	KN 25 E	TPU	300	0.5	26
	170	140	19	18	82612	KNA 23 E	NBR	160	0.5	48
	170	145	19	18	173313	KN 21 E	NBR	160	0.5	48
	170	145	20	19	168712	KNA 28 E	TPU	400	0.5	26
	170	146	15	14	169501	KN 25 E	TPU	300	0.5	26
	170	150	16	15	169502	KN 25 E	TPU	300	0.5	26

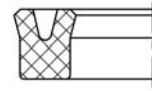


D	d	L	H	Item No.	Code	Mat.	max. Press. (bar)	max. Run. speed (m/s)	Page
170	150	16	15	15878	KNA 28 E	TPU	400	0.5	26
170	150	19	18	169503	KN 25 E	TPU	300	0.5	26
170	154.9	6.3		76959	KPOR 31 E	PTFE	400	15	74
170	157.8	9.5		110592	KNA 44 E	PTFE	350	0.5	94
170	160	6	5	149576	KN 25 E	TPU	300	0.5	26
171.45	152.4	10.31	9.52	74444	KN 21 E	NBR	160	0.5	48
174.8	165.2	7.5	7	168714	KNA 28 E	TPU	400	0.5	26
175	145	19	18	173314	KN 21 E	NBR	160	0.5	48
175	155	16	15	169506	KN 25 E	TPU	300	0.5	26
175	159.9	6.3		76960	KPOR 31 E	PTFE	400	15	74
175	160	8.5	7.5	169507	KN 25 E	TPU	300	0.5	26
175	160	16	15	169509	KN 25 E	TPU	300	0.5	26
177.8	146.05	14.3	12.7	123947	KN 21 E	NBR	160	0.5	48
177.8	152.4	14.3	12.7	169510	KN 25 E	TPU	300	0.5	26
177.8	158.75	10.31	9.52	159084	KNA 28 E	TPU	400	0.5	26
177.8	158.75	13.48	12.7	159085	KNA 28 E	TPU	400	0.5	26
177.8	158.75	17.47	15.87	159086	KNA 28 E	TPU	400	0.5	26
177.8	165.1	7.14	6.35	159087	KNA 28 E	TPU	400	0.5	26
177.8	165.1	10.31	9.52	159088	KNA 28 E	TPU	400	0.5	26
180	150	16	15	27239	KN 21 E	NBR	160	0.5	48
180	150	16	15	173315	KN 21 E	NBR	160	0.5	48
180	150	16	15	169512	KN 25 E	TPU	300	0.5	26
180	150	19	18	173316	KN 21 E	NBR	160	0.5	48
180	150	19	18	169166	KN 25 E	TPU	300	0.5	26
180	150	19	18	124215	KNA 28 E	TPU	400	0.5	26
180	150	31.5	30.5	82	KDS 01 E 1/0	NBR F	400	0.5	92
180	155	16	15	169515	KN 25 E	TPU	300	0.5	26
180	155	19	18	134350	KN 21 E	NBR	160	0.5	48
180	159	8.1		172384	KPOR 31 E	PTFE	400	15	74
180	160	13	12	73655	KNA 23 E	NBR	160	0.5	48
180	160	14.5	13.5	168715	KNA 28 E	TPU	400	0.5	26
180	160	15	14	61479	KNA 23 E	NBR	160	0.5	48
180	160	16	15	173317	KN 21 E	NBR	160	0.5	48
180	160	16	15	169517	KN 25 E	TPU	300	0.5	26
180	160	16	15	66008	KNA 28 E	TPU	400	0.5	26
180	164.9	6.3		75290	KPOR 31 E	PTFE	400	15	74
180	165	10	9	63437	KN 21 E	NBR	160	0.5	48
180	165	19	18	156389	KNA 28 E	TPU	400	0.5	26
180	166	16.5	15.5	168683	KNA 28 E	TPU	400	0.5	26
180	167.8	9.5		110593	KNA 44 E	PTFE	350	0.5	94
183	170	9.5	8.5	169518	KN 25 E	TPU	300	0.5	26
184.15	152.4	14.3	12.7	117595	KN 21 E	NBR	160	0.5	48
184.15	165.1	12.7	11.11	68160	KNA 23 E	NBR	160	0.5	48
185	160	16	15	169520	KN 25 E	TPU	300	0.5	26
185	170	16	14.7	169521	KN 25 E	TPU	300	0.5	26
185	172.8	9.5		110594	KNA 44 E	PTFE	350	0.5	94
187	175	10.5	9.5	169522	KN 25 E	TPU	300	0.5	26
190	160	13	12	169523	KN 25 E	TPU	300	0.5	26
190	160	16	15	27240	KN 21 E	NBR	160	0.5	48
190	160	16	15	169524	KN 25 E	TPU	300	0.5	26
190	160	19	18	169525	KN 25 E	TPU	300	0.5	26
190	160	20	19	169526	KN 25 E	TPU	300	0.5	26
190	160	23	22	173318	KN 21 E	NBR	160	0.5	48
190	165	16	15	169527	KN 25 E	TPU	300	0.5	26
190	165	17	16	66013	KNA 28 E	TPU	400	0.5	26

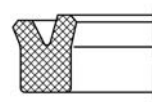
Dichtomatik Quickfinder
Piston seals
one-sided pressure load



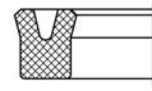
KNA 28



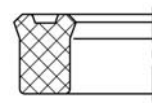
KN 25



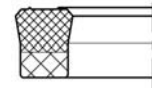
KNA 23



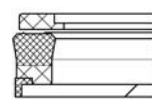
KN 21



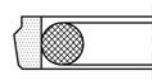
KN 36



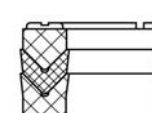
KN 05



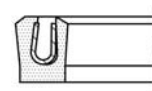
KNA 16



KPOR 31



KDS 01



KNA 44



Dichtomatik Quickfinder

Piston seals

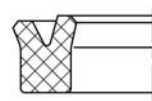
one-sided pressure load

	D	d	L	H	Item No.	Code	Mat.	max. Press. (bar)	max. Run. speed (m/s)	Page			
					172385	KPOR 31 E	PTFE	400	15	74			
					169528	KN 25 E	TPU	300	0.5	26			
					168717	KNA 28 E	TPU	400	0.5	26			
					76961	KPOR 31 E	PTFE	400	15	74			
					110596	KNA 44 E	PTFE	350	0.5	94			
					172532	KN 36 E	TPU	400	0.5	64			
					172984	KNA 23 E	NBR	160	0.5	48			
					169529	KN 25 E	TPU	300	0.5	26			
					159736	KPOR 31 E	PTFE	400	15	74			
					61482	KNA 23 E	NBR	160	0.5	48			
					16452	KN 21 E	NBR	160	0.5	48			
					173319	KN 21 E	NBR	160	0.5	48			
					169531	KN 25 E	TPU	300	0.5	26			
					169533	KN 25 E	TPU	300	0.5	26			
					168718	KNA 28 E	TPU	400	0.5	26			
					173320	KN 21 E	NBR	160	0.5	48			
					83	KDS 01 E 1/0	NBR F	400	0.5	92			
					169534	KN 25 E	TPU	300	0.5	26			
					158027	KNA 28 E	TPU	400	0.5	26			
					76962	KPOR 31 E	PTFE	400	15	74			
					121455	KN 21 E	NBR	160	0.5	48			
					173512	KNA 16 E STFAH	NBR	500	0.5	72			
					15860	KNA 28 E	TPU	400	0.5	26			
					172985	KNA 23 E	NBR	160	0.5	48			
					27244	KN 21 E	NBR	160	0.5	48			
					169535	KN 25 E	TPU	300	0.5	26			
					35466	KNA 28 E	TPU	400	0.5	26			
					169536	KN 25 E	TPU	300	0.5	26			
					84196	KN 25 E	TPU	300	0.5	26			
					172386	KPOR 31 E	PTFE	400	15	74			
					169539	KN 25 E	TPU	300	0.5	26			
					120904	KNA 28 E	TPU	400	0.5	26			
					90377	KNA 44 E	PTFE	350	0.5	94			
					159089	KNA 28 E	TPU	400	0.5	26			
					159090	KNA 28 E	TPU	400	0.5	26			
					169540	KN 25 E	TPU	300	0.5	26			
					173321	KN 21 E	NBR	160	0.5	48			
					117402	KN 25 E	TPU	300	0.5	26			
					76963	KPOR 31 E	PTFE	400	15	74			
					126247	KNA 44 E	PTFE	350	0.5	94			
					89694	KN 21 E	NBR	160	0.5	48			
					169543	KN 25 E	TPU	300	0.5	26			
					79562	KN 25 E	TPU	300	0.5	26			
					124160	KN 25 E	TPU	300	0.5	26			
					14752	KN 25 E	TPU	300	0.5	26			
					79758	KN 25 E	TPU	300	0.5	26			
					169551	KN 25 E	TPU	300	0.5	26			
					66032	KNA 28 E	TPU	400	0.5	26			
					67943	KN 25 E	TPU	300	0.5	26			
					66033	KNA 28 E	TPU	400	0.5	26			
					76964	KPOR 31 E	PTFE	400	15	74			
					169553	KN 25 E	TPU	300	0.5	26			
					169554	KN 25 E	TPU	300	0.5	26			
					15790	KNA 28 E	TPU	400	0.5	26			
					172986	KNA 23 E	NBR	160	0.5	48			
					222.25	190.5	20.65	19.05	172986	KNA 23 E	NBR	160	0.5

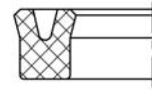


D	d	L	H	Item No.	Code	Mat.	max. Press. (bar)	max. Run. speed (m/s)	Page
225	200	16	15	169555	KN 25 E	TPU	300	0.5	26
225	200	19	18	169557	KN 25 E	TPU	300	0.5	26
225	204.5	8.1		89684	KPOR 31 E	PTFE	400	15	74
228.6	196.85	20.95	19.05	168720	KNA 28 E	TPU	400	0.5	26
228.6	203.2	20.95	19.05	159091	KNA 28 E	TPU	400	0.5	26
230	200	16	15	173322	KN 21 E	NBR	160	0.5	48
230	200	16	15	169558	KN 25 E	TPU	300	0.5	26
230	200	16.5	15.5	78284	KN 21 E	NBR	160	0.5	48
230	200	18	17	169559	KN 25 E	TPU	300	0.5	26
230	200	19	18	14725	KN 25 E	TPU	300	0.5	26
230	200	23	22	173323	KN 21 E	NBR	160	0.5	48
230	200	23	22	90420	KN 25 E	TPU	300	0.5	26
230	209.5	8.1		76965	KPOR 31 E	PTFE	400	15	74
230	210	16	15	81201	KN 25 E	TPU	300	0.5	26
235	200	10	9	71368	KN 25 E	TPU	300	0.5	26
235	200	21	20	124163	KN 25 E	TPU	300	0.5	26
235	205	19	18	169574	KN 25 E	TPU	300	0.5	26
235	220	10	9	72595	KN 25 E	TPU	300	0.5	26
237	212	19	18	169577	KN 25 E	TPU	300	0.5	26
239.2	230	8	7	61988	KN 36 E	TPU	400	0.5	64
240	200	16	15	169578	KN 25 E	TPU	300	0.5	26
240	200	21	20	27251	KN 21 E	NBR	160	0.5	48
240	210	16	15	125095	KN 21 E	NBR	160	0.5	48
240	210	19	18	169579	KN 25 E	TPU	300	0.5	26
240	219.5	8.1		76966	KPOR 31 E	PTFE	400	15	74
240	220	15	14	115774	KNA 23 E	NBR	160	0.5	48
240	220	16	15	169580	KN 25 E	TPU	300	0.5	26
243	222.5	8.1		46194	KPOR 31 E	PTFE	400	15	74
245	215	19	18	82413	KN 25 E	TPU	300	0.5	26
245	225	16	15	169584	KN 25 E	TPU	300	0.5	26
247	235	10	9	71367	KN 25 E	TPU	300	0.5	26
247.65	215.9	20.65	19.05	172987	KNA 23 E	NBR	160	0.5	48
250	210	19	18	134351	KN 21 E	NBR	160	0.5	48
250	220	16	15	27552	KN 25 E	TPU	300	0.5	26
250	220	19	18	171057	KN 25 E	TPU	300	0.5	26
250	220	19	18	15791	KNA 28 E	TPU	400	0.5	26
250	220	21	20	173324	KN 21 E	NBR	160	0.5	48
250	220	21	20	124165	KN 25 E	TPU	300	0.5	26
250	220	23	22	27254	KN 21 E	NBR	160	0.5	48
250	220	33.5	32.5	78574	KDS 01 E 1/0	NBR F	400	0.5	92
250	225	19	18	173325	KN 21 E	NBR	160	0.5	48
250	228	13	12	149647	KNA 23 E	NBR	160	0.5	48
250	229.5	8.1		76967	KPOR 31 E	PTFE	400	15	74
250	230	13	12	63441	KN 21 E	NBR	160	0.5	48
250	230	13	12	66059	KNA 28 E	TPU	400	0.5	26
250	230	15	14	49497	KNA 23 E	NBR	160	0.5	48
250	230	16	15	14621	KN 25 E	TPU	300	0.5	26
250	230	16	15	66060	KNA 28 E	TPU	400	0.5	26
250	238	15	14	124374	KNA 28 E	TPU	400	0.5	26
254	234.95	13.48	12.7	61495	KNA 23 E	NBR	160	0.5	48
260	220	21	20	90271	KN 25 E	TPU	300	0.5	26
260	220	26	25	143339	KN 21 E	NBR	160	0.5	48
260	230	23	22	173326	KN 21 E	NBR	160	0.5	48
260	236	8.1		76968	KPOR 31 E	PTFE	400	15	74
260	240	13	12	76156	KN 25 E	TPU	300	0.5	26

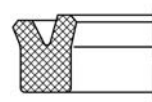
Dichtomatik Quickfinder
Piston seals
one-sided pressure load



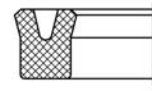
KNA 28



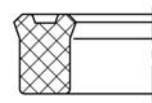
KN 25



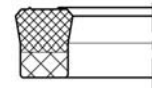
KNA 23



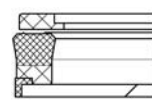
KN 21



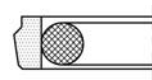
KN 36



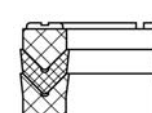
KN 05



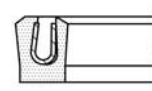
KNA 16



KPOR 31



KDS 01



KNA 44



Dichtomatik Quickfinder

Piston seals

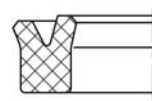
one-sided pressure load

	D	d	L	H	Item No.	Code	Mat.	max. Press. (bar)	max. Run. speed (m/s)	Page
					14622	KN 25 E	TPU	300	0.5	26
					46395	KN 25 E	TPU	300	0.5	26
					46398	KN 25 E	TPU	300	0.5	26
					127354	KPOR 31 E	PTFE	400	15	74
					82231	KN 25 E	TPU	300	0.5	26
					116836	KN 25 E	TPU	300	0.5	26
					14734	KN 25 E	TPU	300	0.5	26
					14623	KN 25 E	TPU	300	0.5	26
					171717	KN 25 E	TPU	300	0.5	26
					76969	KPOR 31 E	PTFE	400	15	74
					74015	KN 21 E	NBR	160	0.5	48
					89364	KN 25 E	TPU	300	0.5	26
					75957	KN 21 E	NBR	160	0.5	48
					89693	KN 21 E	NBR	160	0.5	48
					90270	KN 25 E	TPU	300	0.5	26
					121454	KN 21 E	NBR	160	0.5	48
					130249	KN 25 E	TPU	300	0.5	26
					15792	KNA 28 E	TPU	400	0.5	26
					85651	KN 25 E	TPU	300	0.5	26
					14625	KN 25 E	TPU	300	0.5	26
					76970	KPOR 31 E	PTFE	400	15	74
					90340	KN 25 E	TPU	300	0.5	26
					27644	KN 21 E	NBR	160	0.5	48
					82769	KN 25 E	TPU	300	0.5	26
					27262	KN 21 E	NBR	160	0.5	48
					124168	KN 25 E	TPU	300	0.5	26
					76481	KN 25 E	TPU	300	0.5	26
					76971	KPOR 31 E	PTFE	400	15	74
					22827	KN 25 E	TPU	300	0.5	26
					27264	KN 21 E	NBR	160	0.5	48
					79760	KN 25 E	TPU	300	0.5	26
					121378	KN 21 E	NBR	160	0.5	48
					14626	KN 25 E	TPU	300	0.5	26
					173327	KN 21 E	NBR	160	0.5	48
					130253	KN 25 E	TPU	300	0.5	26
					78576	KDS 01 E 1/0	NBR F	400	0.5	92
				76972	KPOR 31 E	PTFE	400	15	74	
				47150	KN 21 E	NBR	160	0.5	48	
				22417	KN 25 E	TPU	300	0.5	26	
				110604	KNA 44 E	PTFE	350	0.5	94	
				29709	KNA 28 E	TPU	400	0.5	26	
				77426	KN 21 E	NBR	160	0.5	48	
				81381	KNA 28 E	TPU	400	0.5	26	
				159638	KNA 44 E	PTFE	350	0.5	94	
				173328	KN 21 E	NBR	160	0.5	48	
				30585	KN 25 E	TPU	300	0.5	26	
				27266	KN 21 E	NBR	160	0.5	48	
				76973	KPOR 31 E	PTFE	400	15	74	
				78471	KNA 23 E	NBR	160	0.5	48	
				14628	KN 25 E	TPU	300	0.5	26	
				72915	KN 21 E	NBR	160	0.5	48	
				130250	KN 25 E	TPU	300	0.5	26	
				126459	KNA 28 E	TPU	400	0.5	26	
				45373	KNA 28 E	TPU	400	0.5	26	
				22825	KNA 28 E	TPU	400	0.5	26	

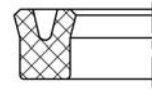


D	d	L	H	Item No.	Code	Mat.	max. Press. (bar)	max. Run. speed (m/s)	Page
320	290	22	21	130436	KN 25 E	TPU	300	0.5	26
320	290	23	22	130510	KN 25 E	TPU	300	0.5	26
320	295	19	18	27296	KN 25 E	TPU	300	0.5	26
320	295.5	8.1		76974	KPOR 31 E	PTFE	400	15	74
320	299.5	8.1		172387	KPOR 31 E	PTFE	400	15	74
320	300	16	15	84949	KN 25 E	TPU	300	0.5	26
320	305	18	17	76483	KN 25 E	TPU	300	0.5	26
325	300	21	20	27650	KN 21 E	NBR	160	0.5	48
330	300	19	18	86441	KN 25 E	TPU	300	0.5	26
330	300	23	22	14629	KN 25 E	TPU	300	0.5	26
330	306	8.1		76975	KPOR 31 E	PTFE	400	15	74
330	310	18	17	14630	KN 25 E	TPU	300	0.5	26
338.25	304.8	26.59	25.4	76519	KN 25 E	TPU	300	0.5	26
340	300	21	20	173329	KN 21 E	NBR	160	0.5	48
340	316	8.1		76976	KPOR 31 E	PTFE	400	15	74
340	320	16	15	108582	KN 25 E	TPU	300	0.5	26
343.8	304.8	26.59	25.4	76528	KN 25 E	TPU	300	0.5	26
344.6	304.8	26.59	25.4	77574	KN 25 E	TPU	300	0.5	26
350	300	28	27	156463	KNA 23 E	NBR	160	0.5	48
350	320	16	15	173330	KN 21 E	NBR	160	0.5	48
350	320	16	15	67961	KN 25 E	TPU	300	0.5	26
350	320	17	16	121402	KN 21 E	NBR	160	0.5	48
350	320	17	16	14634	KN 25 E	TPU	300	0.5	26
350	320	23	22	173331	KN 21 E	NBR	160	0.5	48
350	320	23	22	155864	KNA 28 E	TPU	400	0.5	26
350	320	23.5	22.5	107851	KN 25 E	TPU	300	0.5	26
350	320	27	26	73367	KN 25 E	TPU	300	0.5	26
350	326	8.1		76977	KPOR 31 E	PTFE	400	15	74
350	337.8	9.5		110607	KNA 44 E	PTFE	350	0.5	94
355	331	8.1		153092	KPOR 31 E	PTFE	400	15	74
355	342	23	22	47158	KN 21 E	NBR	160	0.5	48
355.6	317.5	20.95	19.05	81384	KNA 28 E	TPU	400	0.5	26
360	320	21	20	27274	KN 21 E	NBR	160	0.5	48
360	320	21	20	79761	KN 25 E	TPU	300	0.5	26
360	320	29	28	82766	KN 25 E	TPU	300	0.5	26
360	320	29	28	15794	KNA 28 E	TPU	400	0.5	26
360	320	33	32	77887	KNA 23 E	NBR	160	0.5	48
360	330	21	20	81203	KN 25 E	TPU	300	0.5	26
360	330	21	20	73743	KNA 23 E	NBR	160	0.5	48
360	330	21	20	66088	KNA 28 E	TPU	400	0.5	26
360	330	26	25	155978	KNA 28 E	TPU	400	0.5	26
360	336	8.1		76978	KPOR 31 E	PTFE	400	15	74
365	341	13	12	74443	KN 21 E	NBR	160	0.5	48
370	345	16	15	121449	KNA 28 E	TPU	400	0.5	26
370	346	8.1		76979	KPOR 31 E	PTFE	400	15	74
377	350	16	15	72477	KN 25 E	TPU	300	0.5	26
380	328	31	30	74123	KN 25 E	TPU	300	0.5	26
380	340	21	20	27275	KN 21 E	NBR	160	0.5	48
380	350	23	22	126213	KN 25 E	TPU	300	0.5	26
380	350	27	26	159394	KNA 28 E	TPU	400	0.5	26
380	356	8.1		76980	KPOR 31 E	PTFE	400	15	74
384	360	8.1		132935	KPOR 31 E	PTFE	400	15	74
385	355	19	18	77157	KN 21 E	NBR	160	0.5	48
390	350	36	35	151774	KN 25 E	TPU	300	0.5	26
390	360	23	22	74004	KN 21 E	NBR	160	0.5	48

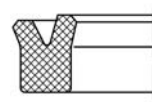
Dichtomatik Quickfinder
Piston seals
one-sided pressure load



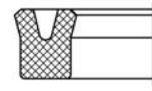
KNA 28



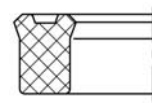
KN 25



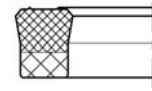
KNA 23



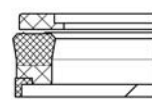
KN 21



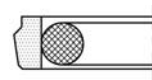
KN 36



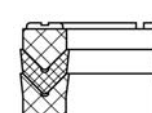
KN 05



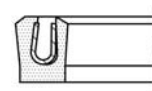
KNA 16



KPOR 31



KDS 01



KNA 44



Dichtomatik Quickfinder

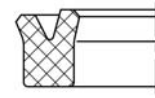
Piston seals one-sided pressure load

	D	d	L	H	Item No.	Code	Mat.	max. Press. (bar)	max. Run. speed (m/s)	Page				
					14636	KN 25 E	TPU	300	0.5	26				
					69366	KNA 23 E	NBR	160	0.5	48				
					76981	KPOR 31 E	PTFE	400	15	74				
					400	360	29	28	66089	KNA 28 E	TPU	400	0.5	26
					400	360	31	30	27278	KN 21 E	NBR	160	0.5	48
					400	370	21	20	116179	KN 25 E	TPU	300	0.5	26
					400	370	21	20	66090	KNA 28 E	TPU	400	0.5	26
					400	370	23	22	72914	KN 21 E	NBR	160	0.5	48
					400	370	23	22	65048	KN 25 E	TPU	300	0.5	26
					400	370	25	24	73139	KN 21 E	NBR	160	0.5	48
					400	370	27	26	73366	KN 25 E	TPU	300	0.5	26
					400	376	8.1		76982	KPOR 31 E	PTFE	400	15	74
					410	380	23	22	130251	KN 25 E	TPU	300	0.5	26
					410	386	8.1		76983	KPOR 31 E	PTFE	400	15	74
					420	390	23	22	130252	KN 25 E	TPU	300	0.5	26
					420	396	8.1		76984	KPOR 31 E	PTFE	400	15	74
					425	400	23	22	81155	KN 25 E	TPU	300	0.5	26
					430	400	21	20	6205	KN 25 E	TPU	300	0.5	26
					430	400	23	22	126962	KN 21 E	NBR	160	0.5	48
					430	400	23	22	130254	KN 25 E	TPU	300	0.5	26
					430	400	23	22	130254	KN 25 E	TPU	300	0.5	26
					430	400	26	25	129759	KN 25 E	TPU	300	0.5	26
					430	400	26	25	155865	KNA 28 E	TPU	400	0.5	26
					430	406	8.1		76985	KPOR 31 E	PTFE	400	15	74
					440	400	21	20	135104	KN 21 E	NBR	160	0.5	48
					440	416	8.1		76986	KPOR 31 E	PTFE	400	15	74
					445	401	29	28	81903	KN 25 E	TPU	300	0.5	26
					450	400	42	40	162473	KN 25 E	TPU	300	0.5	26
					450	410	21	20	81263	KN 25 E	TPU	300	0.5	26
					450	420	21	20	27640	KN 21 E	NBR	160	0.5	48
					450	420	21	20	143580	KN 25 E	TPU	300	0.5	26
					450	420	23	22	108670	KN 21 E	NBR	160	0.5	48
					450	420	23	22	130255	KN 25 E	TPU	300	0.5	26
					450	420	26	25	90438	KN 21 E	NBR	160	0.5	48
					450	426	8.1		76987	KPOR 31 E	PTFE	400	15	74
					457	425	25	24	88186	KN 25 E	TPU	300	0.5	26
					470	430	29	28	74124	KN 25 E	TPU	300	0.5	26
					470	445	14	13	82190	KN 21 E	NBR	160	0.5	48
					470	446	8.1		76989	KPOR 31 E	PTFE	400	15	74
					480	450	16	15	125196	KN 21 E	NBR	160	0.5	48
					480	450	21	20	151327	KN 25 E	TPU	300	0.5	26
					480	456	8.1		76990	KPOR 31 E	PTFE	400	15	74
					480	467.8	9.5		110613	KNA 44 E	PTFE	350	0.5	94
					490	450	35	34	77501	KN 25 E	TPU	300	0.5	26
					500	450	26	25	27280	KN 21 E	NBR	160	0.5	48
					500	450	26	25	143334	KN 25 E	TPU	300	0.5	26
					500	460	29	28	74005	KN 21 E	NBR	160	0.5	48
					500	460	33	32	77888	KNA 23 E	NBR	160	0.5	48
					500	470	26	25	162474	KN 25 E	TPU	300	0.5	26
					500	476	8.1		76992	KPOR 31 E	PTFE	400	15	74
					502	482	19	18	120943	KNA 23 E	NBR	160	0.5	48
					510	470	29	28	89151	KN 25 E	TPU	300	0.5	26
					520	500	11	10	115461	KN 25 E	TPU	300	0.5	26
					525	500	23	22	82232	KN 25 E	TPU	300	0.5	26
					528	480	31	30	127551	KN 21 E	NBR	160	0.5	48
					530	490	29	28	89152	KN 25 E	TPU	300	0.5	26

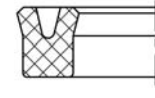


D	d	L	H	Item No.	Code	Mat.	max. Press. (bar)	max. Run. speed (m/s)	Page
530	500	19	18	77580	KN 25 E	TPU	300	0.5	26
530	500	26	25	79683	KN 21 E	NBR	160	0.5	48
540	500	21	20	26215	KN 21 E	NBR	160	0.5	48
540	500	35	34	59486	KN 25 E	TPU	300	0.5	26
540	516	8.1		76996	KPOR 31 E	PTFE	400	15	74
550	500	40	38	74298	KN 25 E	TPU	300	0.5	26
550	520	26	25	149564	KN 25 E	TPU	300	0.5	26
550	526	8.1		76997	KPOR 31 E	PTFE	400	15	74
560	520	33	32	77889	KNA 23 E	NBR	160	0.5	48
560	540	24	22	151868	KNA 28 E	TPU	400	0.5	26
565	530	26	25	78599	KN 25 E	TPU	300	0.5	26
570	530	21	20	117996	KN 21 E	NBR	160	0.5	48
570	540	16	15	143331	KN 25 E	TPU	300	0.5	26
570	546	8.1		76999	KPOR 31 E	PTFE	400	15	74
570	550	16	15	84948	KN 25 E	TPU	300	0.5	26
575	555	13	12	150063	KNA 23 E	NBR	160	0.5	48
578	545	17.5	16.5	78361	KN 25 E	TPU	300	0.5	26
580	540	17	16	85882	KN 25 E	TPU	300	0.5	26
580	540	21	20	152874	KN 21 E	NBR	160	0.5	48
580	550	23.81	22.7	49577	KN 25 E	TPU	300	0.5	26
590	550	29	28	127134	KN 25 E	TPU	300	0.5	26
590	550	36	35	150997	KN 25 E	TPU	300	0.5	26
600	550	25.5	24.5	130445	KNA 23 E	NBR	160	0.5	48
600	550	26	25	16407	KN 21 E	NBR	160	0.5	48
600	570	16	15	121376	KN 21 E	NBR	160	0.5	48
600	570	16.5	15.5	78283	KN 21 E	NBR	160	0.5	48
600	576	8.1		77002	KPOR 31 E	PTFE	400	15	74
610	586	8.1		77003	KPOR 31 E	PTFE	400	15	74
630	580	26	25	127322	KN 21 E	NBR	160	0.5	48
630	580	36	35	127323	KN 21 E	NBR	160	0.5	48
630	606	8.1		77005	KPOR 31 E	PTFE	400	15	74
650	610	23	22	115757	KN 25 E	TPU	300	0.5	26
650	620	26	25	82948	KN 25 E	TPU	300	0.5	26
680	650	16	15	121377	KN 21 E	NBR	160	0.5	48
700	660	21	20	143332	KN 25 E	TPU	300	0.5	26
736	700	22	21	76642	KN 21 E	NBR	160	0.5	48
736.6	685.8	39.68	38.1	124882	KN 21 E	NBR	160	0.5	48
740	700	29	28	74450	KN 25 E	TPU	300	0.5	26
750	700	33	32	7502	KN 25 E	TPU	300	0.5	26
750	710	42	40	150268	KN 21 E	NBR	160	0.5	48
750	720	19	18	77158	KN 21 E	NBR	160	0.5	48
755.65	709.61	30.56	28.57	127429	KN 25 E	TPU	300	0.5	26
760	720	21	20	143333	KN 25 E	TPU	300	0.5	26
775	725	26	25	155621	KN 21 E	NBR	160	0.5	48
800	750	31	30	80586	KN 25 E	TPU	300	0.5	26
916	880	22	21	76641	KN 21 E	NBR	160	0.5	48
1016	965.2	20.65	19.05	77281	KN 25 E	TPU	300	0.5	26
1400	1350	37	35	115638	KNA 28 E	TPU	400	0.5	26

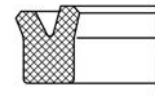
Dichtomatik Quickfinder
Piston seals
one-sided pressure load



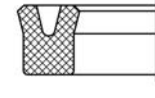
KNA 28



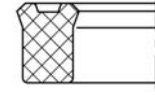
KN 25



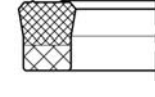
KNA 23



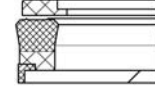
KN 21



KN 36



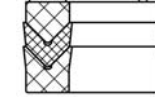
KN 05



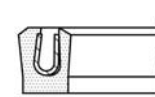
KNA 16



KPOR 31



KDS 01



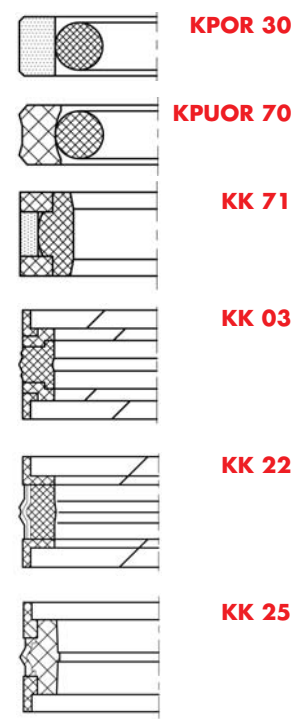
KNA 44

Dichtomatik Quickfinder
Piston seals
two-sided pressure load



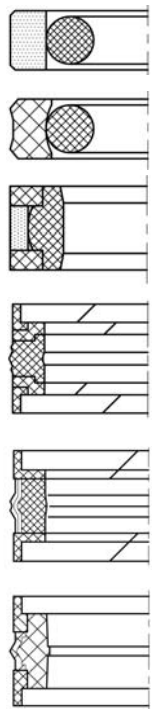
D	d	L	H	Item No.	Code	Mat.	max. Press. (bar)	max. Run. speed (m/s)	Page
8	3.1	2.2		76656	KPOR 30 Z	PTFE	400	15	74
10	5.1	2.2		76657	KPOR 30 Z	PTFE	400	15	74
11	6.1	2.2		108028	KPOR 30 Z	PTFE	400	15	74
12	7.1	2.2		76658	KPOR 30 Z	PTFE	400	15	74
14	9.1	2.2		77334	KPOR 30 Z	PTFE	400	15	74
15	7.5	3.2		76659	KPOR 30 Z	PTFE	400	15	74
15	7.5	3.2		174092	KPUOR 70 Z	TPU	250	0.5	82
16	8.5	3.2		76660	KPOR 30 Z	PTFE	400	15	74
16	8.5	3.2		161246	KPUOR 70 Z	TPU	250	0.5	82
16	11.1	2.2		89835	KPOR 30 Z	PTFE	400	15	74
17	12.1	2.2		133969	KPOR 30 Z	PTFE	400	15	74
18	10.5	3.2		76661	KPOR 30 Z	PTFE	400	15	74
19.05	11.55	3.2		90336	KPOR 30 Z	PTFE	400	15	74
20	11	13.5		45016	KK 03 Z STFA	NBR	400	0.5	86
20	12.5	3.2		76334	KPOR 30 Z	PTFE	400	15	74
20	12.5	3.2		174093	KPUOR 70 Z	TPU	250	0.5	82
20	15.1	2.2		95504	KPOR 30 Z	PTFE	400	15	74
22	13	13.5		171391	KK 03 Z STFA	NBR	400	0.5	86
22	14.5	3.2		76662	KPOR 30 Z	PTFE	400	15	74
22	14.5	3.2		174094	KPUOR 70 Z	TPU	250	0.5	82
24	16.5	3.2		76663	KPOR 30 Z	PTFE	400	15	74
25	14	4.2		161231	KPUOR 70 Z	TPU	250	0.5	82
25	15	12		171392	KK 03 Z STFA	NBR	400	0.5	86
25	15	12.5		171393	KK 03 Z STFA	NBR	400	0.5	86
25	15	16.4		45018	KK 03 Z STFA	NBR	400	0.5	86
25	16	13.5		44395	KK 03 Z STFA	NBR	400	0.5	86
25	17	10		171394	KK 03 Z STFA	NBR	400	0.5	86
25	17	13.5		171395	KK 03 Z STFA	NBR	400	0.5	86
25	17.5	3.2		75297	KPOR 30 Z	PTFE	400	15	74
25	17.5	3.2		174095	KPUOR 70 Z	TPU	250	0.5	82
25	20.1	2.2		81028	KPOR 30 Z	PTFE	400	15	74
25.4	17.9	3.2		76664	KPOR 30 Z	PTFE	400	15	74
27	19.5	3.2		81938	KPOR 30 Z	PTFE	400	15	74
28	17	4.2		46894	KPOR 30 Z	PTFE	400	15	74
28	19	13.5		171396	KK 03 Z STFA	NBR	400	0.5	86
28	20.5	3.2		76665	KPOR 30 Z	PTFE	400	15	74
28	23.1	2.2		90467	KPOR 30 Z	PTFE	400	15	74
28.5	21	3.2		173682	KPOR 30 Z	PTFE	400	15	74
28.5	23.6	2.2		108038	KPOR 30 Z	PTFE	400	15	74
28.58	21.08	3.2		90060	KPOR 30 Z	PTFE	400	15	74
30	17	15.4		49162	KK 03 Z STFA	NBR	400	0.5	86
30	21	13.5		45020	KK 03 Z STFA	NBR	400	0.5	86
30	22	3.8		90283	KPOR 30 Z	PTFE	400	15	74
30	22	13.5		171397	KK 03 Z STFA	NBR	400	0.5	86
30	22.5	3.2		126	KPOR 30 Z	PTFE	400	15	74
30	22.5	3.2		161232	KPUOR 70 Z	TPU	250	0.5	82
31.7	24.2	3.2		76667	KPOR 30 Z	PTFE	400	15	74
32	21	4.2		132595	KPOR 30 Z	PTFE	400	15	74
32	21	4.2		161233	KPUOR 70 Z	TPU	250	0.5	82
32	22	12.5		171398	KK 03 Z STFA	NBR	400	0.5	86
32	22	15.5		45021	KK 03 Z STFA	NBR	400	0.5	86
32	22	16.4		26286	KK 03 Z STFA	NBR	400	0.5	86
32	24	10		78846	KK 03 Z STFA	NBR	400	0.5	86
32	24	15.5		45022	KK 03 Z STFA	NBR	400	0.5	86
32	24.5	3.2		76668	KPOR 30 Z	PTFE	400	15	74

Dichtomatik Quickfinder
Piston seals
two-sided pressure load





Dichtomatik Quickfinder
Piston seals
two-sided pressure load

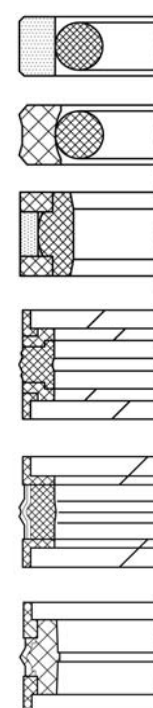


D	d	L	H	Item No.	Code	Mat.	max. Press. (bar)	max. Run. speed (m/s)	Page
32	24.5	3.2		174096	KPUOR 70 Z	TPU	250	0.5	82
	27.1	2.2		92998	KPOR 30 Z	PTFE	400	15	74
34	26.5	3.2		84415	KPOR 30 Z	PTFE	400	15	74
	35	25	16.4		45024	KK 03 Z STFA	NBR	400	0.5
27		15.5		171400	KK 03 Z STFA	NBR	400	0.5	86
35	27.5	3.2		76669	KPOR 30 Z	PTFE	400	15	74
	27.5	3.2		174097	KPUOR 70 Z	TPU	250	0.5	82
36	28.5	3.2		76670	KPOR 30 Z	PTFE	400	15	74
	38	30.5	3.2	76671	KPOR 30 Z	PTFE	400	15	74
39	31.5	3.2		76672	KPOR 30 Z	PTFE	400	15	74
	40	24	18.4		36075	KK 03 Z STFA	NBR	400	0.5
24		18.4		24825	KK 25 Z STFA	NBR F	700	0.5	90
40	24.5	6.3		174098	KPUOR 70 Z	TPU	250	0.5	82
	26	15.5		36269	KK 03 Z STFA	NBR	400	0.5	86
40	26.3	5.7		78421	KPOR 30 Z	PTFE	400	15	74
	40	29	4.2		76673	KPOR 30 Z	PTFE	400	15
29		4.2		161234	KPUOR 70 Z	TPU	250	0.5	82
40	30	12.5		61809	KK 03 Z STFA	NBR	400	0.5	86
	30	16.4		23003	KK 03 Z STFA	NBR	400	0.5	86
40	32	10		171402	KK 03 Z STFA	NBR	400	0.5	86
	40	32	15.5		34845	KK 03 Z STFA	NBR	400	0.5
32.5		3.2		46549	KPOR 30 Z	PTFE	400	15	74
32.5	3.2		174099	KPUOR 70 Z	TPU	250	0.5	82	
42	28	15.5		171370	KK 03 Z STFA	NBR	400	0.5	86
42	31	4.2		76674	KPOR 30 Z	PTFE	400	15	74
44	33	4.2		92811	KPOR 30 Z	PTFE	400	15	74
	44.45	28.57	19.05	61814	KK 03 Z STFA	NBR	400	0.5	86
44.5	33.5	4.2		173684	KPOR 30 Z	PTFE	400	15	74
45	29	18.4		45027	KK 03 Z STFA	NBR	400	0.5	86
45	29	18.4		61942	KK 25 Z STFA	NBR F	700	0.5	90
45	29.5	6.3		174100	KPUOR 70 Z	TPU	250	0.5	82
	31	15.5		45028	KK 03 Z STFA	NBR	400	0.5	86
45	34	4.2		75940	KPOR 30 Z	PTFE	400	15	74
45	34	4.2		174101	KPUOR 70 Z	TPU	250	0.5	82
45	35	16.4		36076	KK 03 Z STFA	NBR	400	0.5	86
45	37	15.5		171371	KK 03 Z STFA	NBR	400	0.5	86
	37	15.5		23793	KK 22 Z STFA	NBR F	400	0.5	90
48	37	4.2		76676	KPOR 30 Z	PTFE	400	15	74
48	37	4.2		174102	KPUOR 70 Z	TPU	250	0.5	82
49	38	4.2		133688	KPOR 30 Z	PTFE	400	15	74
49	38	4.2		174103	KPUOR 70 Z	TPU	250	0.5	82
	34	18.4		109	KK 03 Z STFA	NBR	400	0.5	86
50	34	18.4		24826	KK 25 Z STFA	NBR F	700	0.5	90
50	34	20.5		36270	KK 03 Z STFA	NBR	400	0.5	86
50	34.5	6.3		93278	KPOR 30 Z	PTFE	400	15	74
50	34.5	6.3		174104	KPUOR 70 Z	TPU	250	0.5	82
	35	20		78848	KK 03 Z STFA	NBR	400	0.5	86
50	36	9	8.5	174385	KK 71 Z STA	PTFE	400	1.5	84
50	38	20.5		34816	KK 03 Z STFA	NBR	400	0.5	86
50	38	20.5		62080	KK 22 Z STFA	NBR F	400	0.5	90
50	39	4.2		76628	KPOR 30 Z	PTFE	400	15	74
	39	4.2		161235	KPUOR 70 Z	TPU	250	0.5	82
50	40	12.5		78849	KK 03 Z STFA	NBR	400	0.5	86
50.8	34.92	19.05		61815	KK 03 Z STFA	NBR	400	0.5	86
50.8	39.8	4.2		76677	KPOR 30 Z	PTFE	400	15	74



D	d	L	H	Item No.	Code	Mat.	max. Press. (bar)	max. Run. speed (m/s)	Page
50.8	41.27	11.1		171372	KK 03 Z STFA	NBR	400	0.5	86
52	36.5	6.3		174105	KPUOR 70 Z	TPU	250	0.5	82
52	41	4.2		76678	KPOR 30 Z	PTFE	400	15	74
52	44.5	3.2		85373	KPOR 30 Z	PTFE	400	15	74
54	43	4.2		41757	KPOR 30 Z	PTFE	400	15	74
54	43	4.2		174106	KPUOR 70 Z	TPU	250	0.5	82
55	39	18.4		110	KK 03 Z STFA	NBR	400	0.5	86
55	39	18.4		74817	KK 25 Z STFA	NBR F	700	0.5	90
55	39	20.5		45029	KK 03 Z STFA	NBR	400	0.5	86
55	39.5	6.3		93277	KPOR 30 Z	PTFE	400	15	74
55	39.5	6.3		174107	KPUOR 70 Z	TPU	250	0.5	82
55	41	9	8.5	174386	KK 71 Z STA	PTFE	400	1.5	84
55	44	4.2		76679	KPOR 30 Z	PTFE	400	15	74
55	44	4.2		174108	KPUOR 70 Z	TPU	250	0.5	82
55	45	12.5		171373	KK 03 Z STFA	NBR	400	0.5	86
56	40	20.5		171374	KK 03 Z STFA	NBR	400	0.5	86
56	45	4.2		77117	KPOR 30 Z	PTFE	400	15	74
57.1	46.1	4.2		76680	KPOR 30 Z	PTFE	400	15	74
57.15	41.27	19.45		171267	KK 03 Z STFA	NBR	400	0.5	86
58	47	4.2		135131	KPOR 30 Z	PTFE	400	15	74
60	44	18.4		111	KK 03 Z STFA	NBR	400	0.5	86
60	44	18.4		24828	KK 25 Z STFA	NBR F	700	0.5	90
60	44	20.5		45031	KK 03 Z STFA	NBR	400	0.5	86
60	44.5	6.3		83148	KPOR 30 Z	PTFE	400	15	74
60	44.5	6.3		174109	KPUOR 70 Z	TPU	250	0.5	82
60	46	9	8.5	174388	KK 71 Z STA	PTFE	400	1.5	84
60	48	20.5		35985	KK 03 Z STFA	NBR	400	0.5	86
60	48	20.5		62082	KK 22 Z STFA	NBR F	400	0.5	90
60	49	4.2		76681	KPOR 30 Z	PTFE	400	15	74
60	49	4.2		161236	KPUOR 70 Z	TPU	250	0.5	82
60	50	8	7.5	174389	KK 71 Z STA	PTFE	400	1.5	84
60.32	44.45	19.05		171377	KK 03 Z STFA	NBR	400	0.5	86
62	51	4.2		80159	KPOR 30 Z	PTFE	400	15	74
63	47	18.4		44647	KK 03 Z STFA	NBR	400	0.5	86
63	47	19.4		112	KK 03 Z STFA	NBR	400	0.5	86
63	47	20.5		45032	KK 03 Z STFA	NBR	400	0.5	86
63	47.5	6.3		93279	KPOR 30 Z	PTFE	400	15	74
63	47.5	6.3		174110	KPUOR 70 Z	TPU	250	0.5	82
63	48	7.5		130599	KPOR 30 Z	PTFE	400	15	74
63	48	11	10.5	174390	KK 71 Z STA	PTFE	400	1.5	84
63	48	20		78851	KK 03 Z STFA	NBR	400	0.5	86
63	51	20.5		44648	KK 03 Z STFA	NBR	400	0.5	86
63	52	4.2		76682	KPOR 30 Z	PTFE	400	15	74
63	52	4.2		161237	KPUOR 70 Z	TPU	250	0.5	82
63	53	12.5		171379	KK 03 Z STFA	NBR	400	0.5	86
63.5	47.62	19.05		38199	KK 03 Z STFA	NBR	400	0.5	86
63.5	52.5	4.2		76683	KPOR 30 Z	PTFE	400	15	74
63.5	52.5	4.2		174111	KPUOR 70 Z	TPU	250	0.5	82
63.5	53.97	11.1		171380	KK 03 Z STFA	NBR	400	0.5	86
63.5	56	3.2		107935	KPOR 30 Z	PTFE	400	15	74
64	48.5	6.3		125899	KPOR 30 Z	PTFE	400	15	74
64	53	4.2		76684	KPOR 30 Z	PTFE	400	15	74
65	49	20.5		45033	KK 03 Z STFA	NBR	400	0.5	86
65	49.5	6.3		174112	KPUOR 70 Z	TPU	250	0.5	82
65	50	11	10.5	174392	KK 71 Z STA	PTFE	400	1.5	84

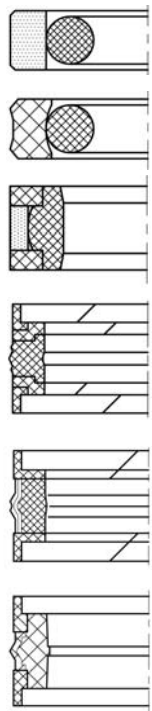
Dichtomatik Quickfinder
Piston seals
two-sided pressure load



KPOR 30
KPUOR 70
KK 71
KK 03
KK 22
KK 25



Dichtomatik Quickfinder
Piston seals
two-sided pressure load

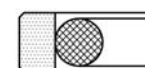


D	d	L	H	Item No.	Code	Mat.	max. Press. (bar)	max. Run. speed (m/s)	Page				
65	50	18.4		22326	KK 03 Z STFA	NBR	400	0.5	86				
				74818	KK 25 Z STFA	NBR F	700	0.5	90				
65	54	4.2		76685	KPOR 30 Z	PTFE	400	15	74				
				174113	KPUOR 70 Z	TPU	250	0.5	82				
65	57.5	3.2		157195	KPOR 30 Z	PTFE	400	15	74				
69.8	58.8	4.2		173686	KPOR 30 Z	PTFE	400	15	74				
				70	50	22.4	113	KK 03 Z STFA	NBR	400	0.5	86	
				70	50	22.4	24831	KK 25 Z STFA	NBR F	700	0.5	90	
70	54	20.5		44425	KK 03 Z STFA	NBR	400	0.5	86				
				70	54.5	6.3	161	KPOR 30 Z	PTFE	400	15	74	
70	54.5	6.3		174114	KPUOR 70 Z	TPU	250	0.5	82				
				70	55	11	10.5	174393	KK 71 Z STA	PTFE	400	1.5	84
				70	55	20	171360	KK 03 Z STFA	NBR	400	0.5	86	
70	57.5	5.6		150454	KPOR 30 Z	PTFE	400	15	74				
				70	58	20.5	35057	KK 03 Z STFA	NBR	400	0.5	86	
70	58	20.5		62085	KK 22 Z STFA	NBR F	400	0.5	90				
				70	59	4.2	75938	KPOR 30 Z	PTFE	400	15	74	
				70	59	4.2	161238	KPUOR 70 Z	TPU	250	0.5	82	
72	61	4.2		129795	KPOR 30 Z	PTFE	400	15	74				
				75	55	22.4	22328	KK 03 Z STFA	NBR	400	0.5	86	
75	55	22.4		74819	KK 25 Z STFA	NBR F	700	0.5	90				
				75	59	20.5	61810	KK 03 Z STFA	NBR	400	0.5	86	
				75	59.5	6.3	76689	KPOR 30 Z	PTFE	400	15	74	
75	59.5	6.3		174115	KPUOR 70 Z	TPU	250	0.5	82				
				75	60	11	10.5	174394	KK 71 Z STA	PTFE	400	1.5	84
75	63	20.5		168709	KK 22 Z STFA	NBR F	400	0.5	90				
				75	64	4.2	76687	KPOR 30 Z	PTFE	400	15	74	
				75	64	4.2	174116	KPUOR 70 Z	TPU	250	0.5	82	
75	67.5	3.2		117833	KPOR 30 Z	PTFE	400	15	74				
				76.2	57.15	23.81	61821	KK 03 Z STFA	NBR	400	0.5	86	
76.2	65.2	4.2		76688	KPOR 30 Z	PTFE	400	15	74				
				78	67	4.2	83288	KPOR 30 Z	PTFE	400	15	74	
80	59	8.1		76690	KPOR 30 Z	PTFE	400	15	74				
				80	60	22.4	114	KK 03 Z STFA	NBR	400	0.5	86	
80	60	22.4		24852	KK 25 Z STFA	NBR F	700	0.5	90				
80	60	25		171382	KK 03 Z STFA	NBR	400	0.5	86				
				80	62	22.5	36271	KK 03 Z STFA	NBR	400	0.5	86	
				80	64.5	6.3	75939	KPOR 30 Z	PTFE	400	15	74	
80	64.5	6.3		161239	KPUOR 70 Z	TPU	250	0.5	82				
				80	65	11	10.5	174395	KK 71 Z STA	PTFE	400	1.5	84
80	65	20		171383	KK 03 Z STFA	NBR	400	0.5	86				
				80	66	22.4	25993	KK 03 Z STFA	NBR	400	0.5	86	
				80	66	22.5	37531	KK 22 Z STFA	NBR F	400	0.5	90	
80	69	4.2		78213	KPOR 30 Z	PTFE	400	15	74				
				80	69	4.2	161240	KPUOR 70 Z	TPU	250	0.5	82	
82	71	4.2		80153	KPOR 30 Z	PTFE	400	15	74				
				82.5	67	6.3	76691	KPOR 30 Z	PTFE	400	15	74	
85	64	8.1		76693	KPOR 30 Z	PTFE	400	15	74				
				85	65	22.4	22329	KK 03 Z STFA	NBR	400	0.5	86	
85	65	22.4		74820	KK 25 Z STFA	NBR F	700	0.5	90				
85	69.5	6.3		76692	KPOR 30 Z	PTFE	400	15	74				
				85	69.5	6.3	174117	KPUOR 70 Z	TPU	250	0.5	82	
85	70	11	10.5	174396	KK 71 Z STA	PTFE	400	1.5	84				
				85	71	22.5	62087	KK 22 Z STFA	NBR F	400	0.5	90	
85	75	20		171362	KK 03 Z STFA	NBR	400	0.5	86				

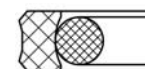


D	d	L	H	Item No.	Code	Mat.	max. Press. (bar)	max. Run. speed (m/s)	Page
88	72.5	6.3		81267	KPOR 30 Z	PTFE	400	15	74
88.9	69.85	24.81		61822	KK 03 Z STFA	NBR	400	0.5	86
90	69	8.1		76696	KPOR 30 Z	PTFE	400	15	74
90	70	22.4		115	KK 03 Z STFA	NBR	400	0.5	86
90	70	22.4		24835	KK 25 Z STFA	NBR F	700	0.5	90
90	72	22.5		45034	KK 03 Z STFA	NBR	400	0.5	86
90	74.5	6.3		76695	KPOR 30 Z	PTFE	400	15	74
90	74.5	6.3		158782	KPUOR 70 Z	TPU	250	0.5	82
90	75	11	10.5	174397	KK 71 Z STA	PTFE	400	1.5	84
90	75	20		171384	KK 03 Z STFA	NBR	400	0.5	86
90	76	22.4		24678	KK 03 Z STFA	NBR	400	0.5	86
90	76	22.5		62088	KK 22 Z STFA	NBR F	400	0.5	90
90	78	6		84206	KPOR 30 Z	PTFE	400	15	74
90	79	4.2		122062	KPOR 30 Z	PTFE	400	15	74
95	74	8.1		76698	KPOR 30 Z	PTFE	400	15	74
95	75	22.4		38198	KK 03 Z STFA	NBR	400	0.5	86
95	75	22.4		74821	KK 25 Z STFA	NBR F	700	0.5	90
95	79.5	6.3		76697	KPOR 30 Z	PTFE	400	15	74
95	79.5	6.3		174118	KPUOR 70 Z	TPU	250	0.5	82
95	80	11	10.5	174398	KK 71 Z STA	PTFE	400	1.5	84
95	84	4.2		83402	KPOR 30 Z	PTFE	400	15	74
100	75	22.4		116	KK 03 Z STFA	NBR	400	0.5	86
100	75	22.4		74822	KK 25 Z STFA	NBR F	700	0.5	90
100	79	8.1		76269	KPOR 30 Z	PTFE	400	15	74
100	80	25		171363	KK 03 Z STFA	NBR	400	0.5	86
100	80	25.4		78858	KK 03 Z STFA	NBR	400	0.5	86
100	80	25.4		24837	KK 25 Z STFA	NBR F	700	0.5	90
100	82	22.5		44649	KK 03 Z STFA	NBR	400	0.5	86
100	84.5	6.3		76699	KPOR 30 Z	PTFE	400	15	74
100	84.5	6.3		161241	KPUOR 70 Z	TPU	250	0.5	82
100	85	12.5	12	174399	KK 71 Z STA	PTFE	400	1.5	84
100	85	20		78859	KK 03 Z STFA	NBR	400	0.5	86
100	86	22.4		24679	KK 03 Z STFA	NBR	400	0.5	86
100	86	22.5		37532	KK 22 Z STFA	NBR F	400	0.5	90
100	89	4.2		115660	KPOR 30 Z	PTFE	400	15	74
101.6	82.55	23.81		76422	KK 03 Z STFA	NBR	400	0.5	86
101.6	86.1	6.3		76700	KPOR 30 Z	PTFE	400	15	74
105	80	22.4		44812	KK 03 Z STFA	NBR	400	0.5	86
105	84	8.1		76702	KPOR 30 Z	PTFE	400	15	74
105	85	22.4		69849	KK 25 Z STFA	NBR F	700	0.5	90
105	89.5	6.3		76701	KPOR 30 Z	PTFE	400	15	74
105	89.5	6.3		174119	KPUOR 70 Z	TPU	250	0.5	82
105	90	12.5	12	174401	KK 71 Z STA	PTFE	400	1.5	84
110	85	22.4		117	KK 03 Z STFA	NBR	400	0.5	86
110	85	25.4		171385	KK 03 Z STFA	NBR	400	0.5	86
110	89	8.1		76704	KPOR 30 Z	PTFE	400	15	74
110	90	25.3		171386	KK 03 Z STFA	NBR	400	0.5	86
110	90	25.4		126130	KK 03 Z STFA	NBR	400	0.5	86
110	92	22.5		45035	KK 03 Z STFA	NBR	400	0.5	86
110	94.5	6.3		76703	KPOR 30 Z	PTFE	400	15	74
110	94.5	6.3		161242	KPUOR 70 Z	TPU	250	0.5	82
110	95	12.5	12	173374	KK 71 Z STA	PTFE	400	1.5	84
110	95	20		171387	KK 03 Z STFA	NBR	400	0.5	86
110	96	22.4		45003	KK 03 Z STFA	NBR	400	0.5	86

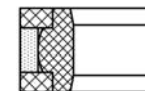
Dichtomatik Quickfinder
Piston seals
two-sided pressure load



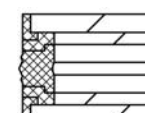
KPOR 30



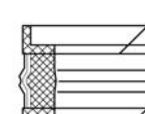
KPUOR 70



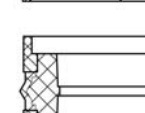
KK 71



KK 03



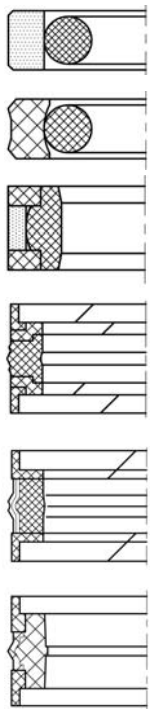
KK 22



KK 25



Dichtomatik Quickfinder
Piston seals
two-sided pressure load

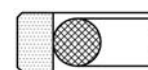


D	d	L	H	Item No.	Code	Mat.	max. Press. (bar)	max. Run. speed (m/s)	Page
110	96	22.5		62089	KK 22 Z STFA	NBR F	400	0.5	90
	99	4.2		73778	KPOR 30 Z	PTFE	400	15	74
112	96.5	6.3		81645	KPOR 30 Z	PTFE	400	15	74
114.3	88.9	31.75		78953	KK 03 Z STFA	NBR	400	0.5	86
	98.8	6.3		173688	KPOR 30 Z	PTFE	400	15	74
115	90	22.4		22323	KK 03 Z STFA	NBR	400	0.5	86
	94	8.1		76707	KPOR 30 Z	PTFE	400	15	74
	97	22.4		45036	KK 03 Z STFA	NBR	400	0.5	86
	99.5	6.3		76706	KPOR 30 Z	PTFE	400	15	74
115	99.5	6.3		174120	KPUOR 70 Z	TPU	250	0.5	82
	100	12.5	12	174402	KK 71 Z STA	PTFE	400	1.5	84
120	95	22.4		22324	KK 03 Z STFA	NBR	400	0.5	86
120	99	8.1		76709	KPOR 30 Z	PTFE	400	15	74
120	100	25.4		74824	KK 25 Z STFA	NBR F	700	0.5	90
	104.5	6.3		76708	KPOR 30 Z	PTFE	400	15	74
120	104.5	6.3		161243	KPUOR 70 Z	TPU	250	0.5	82
120	105	12.5	12	174403	KK 71 Z STA	PTFE	400	1.5	84
120	106	22.4		24680	KK 03 Z STFA	NBR	400	0.5	86
120	106	22.5		69456	KK 22 Z STFA	NBR F	400	0.5	90
120	109	4.2		90125	KPOR 30 Z	PTFE	400	15	74
125	100	25.4		118	KK 03 Z STFA	NBR	400	0.5	86
125	100	32		171389	KK 03 Z STFA	NBR	400	0.5	86
125	102	16	15.5	174404	KK 71 Z STA	PTFE	400	1.5	84
125	103	26.5		44783	KK 03 Z STFA	NBR	400	0.5	86
125	104	8.1		76711	KPOR 30 Z	PTFE	400	15	74
125	104	8.1		174121	KPUOR 70 Z	TPU	250	0.5	82
125	105	25		171365	KK 03 Z STFA	NBR	400	0.5	86
125	105	25.4		64733	KK 03 Z STFA	NBR	400	0.5	86
125	108	26.5		25396	KK 03 Z STFA	NBR	400	0.5	86
125	108	26.5		62090	KK 22 Z STFA	NBR F	400	0.5	90
125	109.5	6.3		76710	KPOR 30 Z	PTFE	400	15	74
125	109.5	6.3		161244	KPUOR 70 Z	TPU	250	0.5	82
125	114	4.2		173690	KPOR 30 Z	PTFE	400	15	74
127	111.5	6.3		76712	KPOR 30 Z	PTFE	400	15	74
130	105	25.4		22325	KK 03 Z STFA	NBR	400	0.5	86
130	105	25.4		74825	KK 25 Z STFA	NBR F	700	0.5	90
130	107	16	15.5	174405	KK 71 Z STA	PTFE	400	1.5	84
130	109	8.1		76714	KPOR 30 Z	PTFE	400	15	74
130	114.5	6.3		76713	KPOR 30 Z	PTFE	400	15	74
130	114.5	6.3		161245	KPUOR 70 Z	TPU	250	0.5	82
132	111	8.1		173692	KPOR 30 Z	PTFE	400	15	74
133	112	8.1		173694	KPOR 30 Z	PTFE	400	15	74
135	110	25.4		61785	KK 03 Z STFA	NBR	400	0.5	86
135	112	16	15.5	174406	KK 71 Z STA	PTFE	400	1.5	84
135	114	8.1		76717	KPOR 30 Z	PTFE	400	15	74
135	114	8.1		174122	KPUOR 70 Z	TPU	250	0.5	82
135	119.5	6.3		75309	KPOR 30 Z	PTFE	400	15	74
138	117	8.1		90780	KPOR 30 Z	PTFE	400	15	74
139.7	114.3	31.75		78956	KK 03 Z STFA	NBR	400	0.5	86
140	115	25.4		61786	KK 03 Z STFA	NBR	400	0.5	86
140	115	25.4		119	KK 03 Z STFA	NBR	400	0.5	86
140	115	25.4		74826	KK 25 Z STFA	NBR F	700	0.5	90
140	117	16	15.5	174407	KK 71 Z STA	PTFE	400	1.5	84
140	118	26.5		45037	KK 03 Z STFA	NBR	400	0.5	86
140	119	8.1		76090	KPOR 30 Z	PTFE	400	15	74

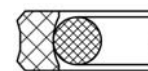


D	d	L	H	Item No.	Code	Mat.	max. Press. (bar)	max. Run. speed (m/s)	Page
140	119	8.1		174123	KPUOR 70 Z	TPU	250	0.5	82
140	120	25		171403	KK 03 Z STFA	NBR	400	0.5	86
140	123	26.5		26573	KK 03 Z STFA	NBR	400	0.5	86
140	123	26.5		62091	KK 22 Z STFA	NBR F	400	0.5	90
140	124.5	6.3		75298	KPOR 30 Z	PTFE	400	15	74
145	120	25.4		45038	KK 03 Z STFA	NBR	400	0.5	86
145	120	25.4		61787	KK 03 Z STFA	NBR	400	0.5	86
145	122	16	15.5	174408	KK 71 Z STA	PTFE	400	1.5	84
145	124	8.1		76718	KPOR 30 Z	PTFE	400	15	74
150	125	25.4		61788	KK 03 Z STFA	NBR	400	0.5	86
150	125	25.4		120	KK 03 Z STFA	NBR	400	0.5	86
150	125	25.4		74827	KK 25 Z STFA	NBR F	700	0.5	90
150	127	16	15.5	174409	KK 71 Z STA	PTFE	400	1.5	84
150	128	26.5		45039	KK 03 Z STFA	NBR	400	0.5	86
150	129	8.1		76719	KPOR 30 Z	PTFE	400	15	74
150	129	8.1		174124	KPUOR 70 Z	TPU	250	0.5	82
150	130	25.4		171366	KK 03 Z STFA	NBR	400	0.5	86
150	133	26.5		171404	KK 03 Z STFA	NBR	400	0.5	86
150	133	26.5		69457	KK 22 Z STFA	NBR F	400	0.5	90
150	134.9	6.3		133952	KPOR 30 Z	PTFE	400	15	74
150	135	12.5	12	174410	KK 71 Z STA	PTFE	400	1.5	84
152.4	127	31.75		74777	KK 03 Z STFA	NBR	400	0.5	86
152.4	131.4	8.1		79456	KPOR 30 Z	PTFE	400	15	74
153	142	4.2		156892	KPOR 30 Z	PTFE	400	15	74
155	130	25.4		45040	KK 03 Z STFA	NBR	400	0.5	86
155	130	25.4		61789	KK 03 Z STFA	NBR	400	0.5	86
155	134	8.1		76721	KPOR 30 Z	PTFE	400	15	74
160	130	25.4		22327	KK 03 Z STFA	NBR	400	0.5	86
160	130	25.4		77277	KK 03 Z STFA	NBR	400	0.5	86
160	135	25.4		121	KK 03 Z STFA	NBR	400	0.5	86
160	135	32		171368	KK 03 Z STFA	NBR	400	0.5	86
160	137	16	15.5	174411	KK 71 Z STA	PTFE	400	1.5	84
160	138	26.5		45041	KK 03 Z STFA	NBR	400	0.5	86
160	139	8.1		76629	KPOR 30 Z	PTFE	400	15	74
160	139	8.1		174125	KPUOR 70 Z	TPU	250	0.5	82
160	140	25		171405	KK 03 Z STFA	NBR	400	0.5	86
160	140	25		74829	KK 22 Z STFA	NBR F	400	0.5	90
160	143	26.5		26187	KK 03 Z STFA	NBR	400	0.5	86
160	143	26.5		24200	KK 22 Z STFA	NBR F	400	0.5	90
160	144.5	5.8		135107	KPOR 30 Z	PTFE	400	15	74
160	144.5	6.3		4703	KPOR 30 Z	PTFE	400	15	74
165	140	25.4		45042	KK 03 Z STFA	NBR	400	0.5	86
165	142	16	15.5	174412	KK 71 Z STA	PTFE	400	1.5	84
165	144	8.1		76722	KPOR 30 Z	PTFE	400	15	74
165	149.5	6.3		122030	KPOR 30 Z	PTFE	400	15	74
170	145	25.4		39361	KK 03 Z STFA	NBR	400	0.5	86
170	147	16	15.5	174413	KK 71 Z STA	PTFE	400	1.5	84
170	148	26.5		45043	KK 03 Z STFA	NBR	400	0.5	86
170	149	8.1		76092	KPOR 30 Z	PTFE	400	15	74
170	149	8.1		174126	KPUOR 70 Z	TPU	250	0.5	82
170	154.5	6.3		89926	KPOR 30 Z	PTFE	400	15	74
170	155	16	15.5	174414	KK 71 Z STA	PTFE	400	1.5	84
175	150	25.4		171407	KK 03 Z STFA	NBR	400	0.5	86
175	154	8.1		76723	KPOR 30 Z	PTFE	400	15	74
175	159.5	6.3		116509	KPOR 30 Z	PTFE	400	15	74

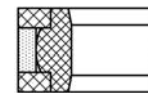
Dichtomatik Quickfinder
Piston seals
two-sided pressure load



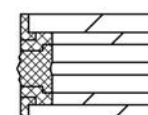
KPOR 30



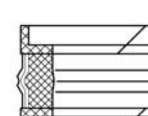
KPUOR 70



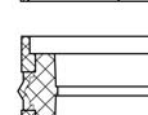
KK 71



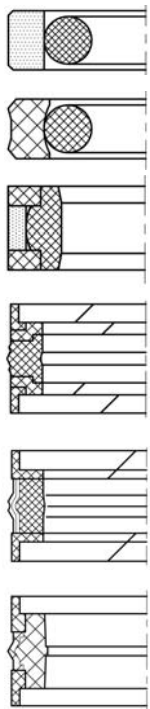
KK 03



KK 22



KK 25

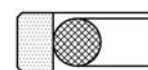
**Dichtomatik Quickfinder****Piston seals****two-sided pressure load**

D	d	L	H	Item No.	Code	Mat.	max. Press. (bar)	max. Run. speed (m/s)	Page				
177.8	152.4	31.75		76076	KK 03 Z STFA	NBR	400	0.5	86				
				37858	KK 03 Z STFA	NBR	400	0.5	86				
				122	KK 03 Z STFA	NBR	400	0.5	86				
180	155	25.4		174415	KK 71 Z STA	PTFE	400	1.5	84				
				78842	KK 03 Z STFA	NBR	400	0.5	86				
180	157	16	15.5	76093	KPOR 30 Z	PTFE	400	15	74				
				174127	KPUOR 70 Z	TPU	250	0.5	82				
180	163	26.5		78837	KK 03 Z STFA	NBR	400	0.5	86				
				69458	KK 22 Z STFA	NBR F	400	0.5	90				
180	164.5	6.3		90385	KPOR 30 Z	PTFE	400	15	74				
				45045	KK 03 Z STFA	NBR	400	0.5	86				
190	165	25.4		26535	KK 03 Z STFA	NBR	400	0.5	86				
				174416	KK 71 Z STA	PTFE	400	1.5	84				
190	167	16	15.5	76724	KPOR 30 Z	PTFE	400	15	74				
				90749	KPOR 30 Z	PTFE	400	15	74				
190	169	8.1		45046	KK 03 Z STFA	NBR	400	0.5	86				
				78870	KK 03 Z STFA	NBR	400	0.5	86				
200	170	35.4		171369	KK 03 Z STFA	NBR	400	0.5	86				
				123	KK 03 Z STFA	NBR	400	0.5	86				
200	175	25.4		84116	KK 03 Z STFA	NBR	400	0.5	86				
				200	177	16	15.5	174417	KK 71 Z STA	PTFE	400	1.5	84
200	179	8.1		76725	KPOR 30 Z	PTFE	400	15	74				
				174128	KPUOR 70 Z	TPU	250	0.5	82				
200	180	16	15.5	174418	KK 71 Z STA	PTFE	400	1.5	84				
				78838	KK 03 Z STFA	NBR	400	0.5	86				
200	180	31.5		69459	KK 22 Z STFA	NBR F	400	0.5	90				
				173696	KPOR 30 Z	PTFE	400	15	74				
210	185	25.4		45047	KK 03 Z STFA	NBR	400	0.5	86				
				76726	KPOR 30 Z	PTFE	400	15	74				
210	189	8.1		83404	KPOR 30 Z	PTFE	400	15	74				
				215	194	8.1		46626	KPOR 30 Z	PTFE	400	15	74
220	190	35.4		34685	KK 03 Z STFA	NBR	400	0.5	86				
				39370	KK 03 Z STFA	NBR	400	0.5	86				
220	195	25.4		133384	KPOR 30 Z	PTFE	400	15	74				
				76727	KPOR 30 Z	PTFE	400	15	74				
220	195.5	8.1		220	200	16	15.5	174419	KK 71 Z STA	PTFE	400	1.5	84
				78839	KK 03 Z STFA	NBR	400	0.5	86				
220	200	31.5		56473	KK 22 Z STFA	NBR F	400	0.5	90				
				121451	KPOR 30 Z	PTFE	400	15	74				
220	204.5	6.3		78871	KK 03 Z STFA	NBR	400	0.5	86				
				225	200	25.4		174420	KK 71 Z STA	PTFE	400	1.5	84
225	202	16	15.5	118459	KPOR 30 Z	PTFE	400	15	74				
				81578	KPOR 30 Z	PTFE	400	15	74				
228	217.3	4.2		45048	KK 03 Z STFA	NBR	400	0.5	86				
				76728	KPOR 30 Z	PTFE	400	15	74				
230	205	25.4		240	215	25.4		45049	KK 03 Z STFA	NBR	400	0.5	86
				76729	KPOR 30 Z	PTFE	400	15	74				
230	209	8.1		116210	KPOR 30 Z	PTFE	400	15	74				
				81577	KPOR 30 Z	PTFE	400	15	74				
240	215	25.4		143774	KPOR 30 Z	PTFE	400	15	74				
				245	224	8.1		27709	KK 03 Z STFA	NBR	400	0.5	86
240	219	8.1		45050	KK 03 Z STFA	NBR	400	0.5	86				
				143585	KPOR 30 Z	PTFE	400	15	74				
240	224.5	6.3		76730	KPOR 30 Z	PTFE	400	15	74				
				229.3	4.2		76730	KPOR 30 Z	PTFE	400	15	74	
240	229.3	4.2		174129	KPUOR 70 Z	TPU	250	0.5	82				
				245	224	8.1		27709	KK 03 Z STFA	NBR	400	0.5	86
245	224	8.1		45050	KK 03 Z STFA	NBR	400	0.5	86				
				143585	KPOR 30 Z	PTFE	400	15	74				
250	220	35.4		76730	KPOR 30 Z	PTFE	400	15	74				
				229	8.1		76730	KPOR 30 Z	PTFE	400	15	74	
250	225	25.4		174129	KPUOR 70 Z	TPU	250	0.5	82				
				229	8.1		174129	KPUOR 70 Z	TPU	250	0.5	82	

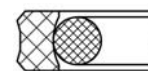


D	d	L	H	Item No.	Code	Mat.	max. Press. (bar)	max. Run. speed (m/s)	Page
250	230	31.5		78840	KK 03 Z STFA	NBR	400	0.5	86
250	230	31.5		37751	KK 22 Z STFA	NBR F	400	0.5	90
255	239.5	6.3		150490	KPOR 30 Z	PTFE	400	15	74
260	239	8.1		76731	KPOR 30 Z	PTFE	400	15	74
270	249	8.1		76732	KPOR 30 Z	PTFE	400	15	74
280	250	35.4		78874	KK 03 Z STFA	NBR	400	0.5	86
280	250	36.4		149999	KK 03 Z STFA	NBR	400	0.5	86
280	259	8.1		76733	KPOR 30 Z	PTFE	400	15	74
280	264.5	6.3		126554	KPOR 30 Z	PTFE	400	15	74
290	265.5	8.1		159732	KPOR 30 Z	PTFE	400	15	74
290	269	8.1		76734	KPOR 30 Z	PTFE	400	15	74
300	275.5	8.1		125636	KPOR 30 Z	PTFE	400	15	74
300	279	8.1		76735	KPOR 30 Z	PTFE	400	15	74
300	284.5	6.3		93092	KPOR 30 Z	PTFE	400	15	74
310	285.5	8.1		129821	KPOR 30 Z	PTFE	400	15	74
310	289	8.1		76736	KPOR 30 Z	PTFE	400	15	74
320	295.5	8.1		118635	KPOR 30 Z	PTFE	400	15	74
320	299	8.1		76630	KPOR 30 Z	PTFE	400	15	74
320	309	4.2		152313	KPOR 30 Z	PTFE	400	15	74
330	305.5	8.1		76737	KPOR 30 Z	PTFE	400	15	74
340	315.5	8.1		76738	KPOR 30 Z	PTFE	400	15	74
340	319	8.1		127256	KPOR 30 Z	PTFE	400	15	74
350	325.5	8.1		76739	KPOR 30 Z	PTFE	400	15	74
360	335.5	8.1		76740	KPOR 30 Z	PTFE	400	15	74
370	345.5	8.1		76741	KPOR 30 Z	PTFE	400	15	74
375	350.5	8.1		125786	KPOR 30 Z	PTFE	400	15	74
380	355.5	8.1		76742	KPOR 30 Z	PTFE	400	15	74
390	365.5	8.1		76743	KPOR 30 Z	PTFE	400	15	74
400	375.5	8.1		76744	KPOR 30 Z	PTFE	400	15	74
410	385.5	8.1		76745	KPOR 30 Z	PTFE	400	15	74
420	395.5	8.1		76746	KPOR 30 Z	PTFE	400	15	74
425	400.5	8.1		132881	KPOR 30 Z	PTFE	400	15	74
430	405.5	8.1		76747	KPOR 30 Z	PTFE	400	15	74
440	415.5	8.1		76748	KPOR 30 Z	PTFE	400	15	74
450	425.5	8.1		76749	KPOR 30 Z	PTFE	400	15	74
460	435.5	8.1		76750	KPOR 30 Z	PTFE	400	15	74
480	455.5	8.1		76752	KPOR 30 Z	PTFE	400	15	74
490	469	8.1		151370	KPOR 30 Z	PTFE	400	15	74
500	475.5	8.1		76754	KPOR 30 Z	PTFE	400	15	74
510	485.5	8.1		76755	KPOR 30 Z	PTFE	400	15	74
520	495.5	8.1		76756	KPOR 30 Z	PTFE	400	15	74
525	500.5	8.1		74043	KPOR 30 Z	PTFE	400	15	74
530	505.5	8.1		76757	KPOR 30 Z	PTFE	400	15	74
540	512	9.5		159576	KPOR 30 Z	PTFE	400	15	74
540	515.5	8.1		76758	KPOR 30 Z	PTFE	400	15	74
545	520.5	8.1		125790	KPOR 30 Z	PTFE	400	15	74
550	525.5	8.1		76759	KPOR 30 Z	PTFE	400	15	74
560	535.5	8.1		76760	KPOR 30 Z	PTFE	400	15	74
580	555.5	8.1		76762	KPOR 30 Z	PTFE	400	15	74
590	565.5	8.1		76763	KPOR 30 Z	PTFE	400	15	74
600	575.5	8.1		76770	KPOR 30 Z	PTFE	400	15	74
600	579	8.1		66277	KPOR 30 Z	PTFE	400	15	74
610	585.5	8.1		76771	KPOR 30 Z	PTFE	400	15	74
620	595.5	8.1		76772	KPOR 30 Z	PTFE	400	15	74
630	605.5	8.1		76773	KPOR 30 Z	PTFE	400	15	74

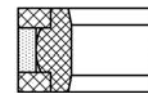
Dichtomatik Quickfinder
Piston seals
two-sided pressure load



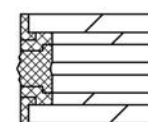
KPOR 30



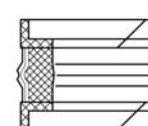
KPUOR 70



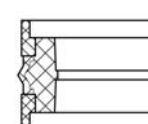
KK 71



KK 03



KK 22



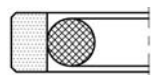
KK 25



Dichtomatik Quickfinder

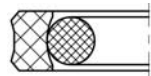
Piston seals

two-sided pressure load



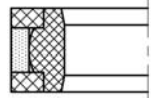
KPOR 30

D	d	L	H	Item No.	Code	Mat.	max. Press. (bar)	max. Run. speed (m/s)	Page
640	615.5	8.1		76774	KPOR 30 Z	PTFE	400	15	74
650	625.5	8.1		76775	KPOR 30 Z	PTFE	400	15	74



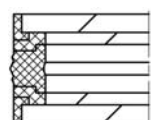
KPUOR 70

660	635.5	8.1		76776	KPOR 30 Z	PTFE	400	15	74
680	652	9.5		159340	KPOR 30 Z	PTFE	400	15	74
700	672	9.5		133501	KPOR 30 Z	PTFE	400	15	74



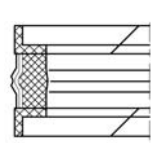
KK 71

710	682	9.5		115171	KPOR 30 Z	PTFE	400	15	74
720	685	17.5		117148	KPOR 30 Z	PTFE	400	15	74



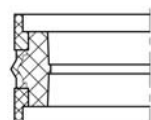
KK 03

740	712	9.5		120527	KPOR 30 Z	PTFE	400	15	74
760	732	9.5		155676	KPOR 30 Z	PTFE	400	15	74
770	742	9.5		124827	KPOR 30 Z	PTFE	400	15	74



KK 22

800	772	9.5		126710	KPOR 30 Z	PTFE	400	15	74
850	822	9.5		152494	KPOR 30 Z	PTFE	400	15	74
860	832	9.5		134322	KPOR 30 Z	PTFE	400	15	74
920	892	9.5		160138	KPOR 30 Z	PTFE	400	15	74
1250	1212	13.8		162387	KPOR 30 Z	PTFE	400	15	74

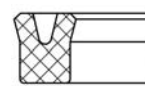


KK 25

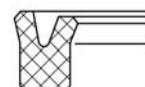


d	D	L	H	Item No.	Code	Mat.	max. Press. (bar)	max. Run. speed (m/s)	Page
2	4.5	2.7	1.7	121559	SNI 24 E	NBR	160	0.5	134
2.5	5	2.7	1.7	121560	SNI 24 E	NBR	160	0.5	134
3	5.9	2.4		110468	SNI 43 E	PTFE	350	15	188
3	7.9		2.2	163426	SPOR 31 E	PTFE	400	15	166
3	9	5	4.5	65467	SN 25 E	TPU	300	0.5	100
3	10	6	5	117817	SN 25 E	TPU	300	0.5	100
3	10	7	6	62293	SN 21 E	NBR	160	0.5	134
3.17	8.76	5.56	3.96	172875	SNI 24 E	NBR	160	0.5	134
3.3	6.2	2.4		117510	SNI 43 E	PTFE	350	15	188
3.5	7.5	2.2		116659	SNI 43 E	PTFE	350	15	188
3.5	7.8	2.7		132892	SNI 43 E	PTFE	350	15	188
3.54	7.74	2.66		149469	SNI 43 E	PTFE	350	15	188
4	6.9	2.4		110469	SNI 43 E	PTFE	350	15	188
4	7.5	3.5	3	21289	SN 21 E	NBR	160	0.5	134
4	8	3.5	3	121563	SNI 24 E	NBR	160	0.5	134
4	8.9	2.2		77014	SPOR 30 Z	PTFE	400	15	166
4	8.9	2.2		76801	SPOR 31 E	PTFE	400	15	166
4	9	4	3.5	11016	SNI 24 E	NBR	160	0.5	134
4	10	4.5	4	14434	SN 25 E	TPU	300	0.5	100
4	10	5	4	170974	SN 25 E	TPU	300	0.5	100
4	10	5.5	4.5	62295	SN 21 E	NBR	160	0.5	134
4	10	5.5	4.5	14645	SN 25 E	TPU	300	0.5	100
4	10	6	5	62296	SN 21 E	NBR	160	0.5	134
4	11	9	8	46958	SN 21 E	NBR	160	0.5	134
4	12	4.5	4	60779	SN 21 E	NBR	160	0.5	134
4	12	5	4.5	38401	SNI 24 E	NBR	160	0.5	134
4	12	6.5	5.5	90208	SN 21 E	NBR	160	0.5	134
4	12	7	6	77514	SN 25 E	TPU	300	0.5	100
4	14	7	6	77515	SN 25 E	TPU	300	0.5	100
4.5	11	5.5	5	65468	SN 25 E	TPU	300	0.5	100
4.5	12.5	5	4.5	14646	SN 25 E	TPU	300	0.5	100
4.76	9.52	3.17		125393	SNI 43 E	PTFE	350	15	188
4.76	11.11	5.56	3.96	172876	SNI 24 E	NBR	160	0.5	134
5	7.9	2.4		110470	SNI 43 E	PTFE	350	15	188
5	9.9	2.2		77015	SPOR 30 Z	PTFE	400	15	166
5	9.9	2.2		76802	SPOR 31 E	PTFE	400	15	166
5	10	3.6		149109	SNI 43 E	PTFE	350	15	188
5	10	4.5	4	150000	SN 21 E	NBR	160	0.5	134
5	10	6	5	76236	SN 25 E	TPU	300	0.5	100
5	11	6	5	118674	SN 21 E	NBR	160	0.5	134
5	11	6	5	170983	SN 25 E	TPU	300	0.5	100
5	11	8	7	123155	SN 21 E	NBR	160	0.5	134
5	11	8	7	170985	SN 25 E	TPU	300	0.5	100
5	12	5.5	5	14435	SN 25 E	TPU	300	0.5	100
5	12	6	5	27067	SN 21 E	NBR	160	0.5	134
5	12	6.5	6	14436	SN 25 E	TPU	300	0.5	100
5	12	7	6.2	170989	SN 25 E	TPU	300	0.5	100
5	12.7	9	8.5	170991	SN 25 E	TPU	300	0.5	100
5	13	7	6	65810	SN 25 E	TPU	300	0.5	100
5	14	5	4.5	62303	SN 21 E	NBR	160	0.5	134
5	17	10	9	170993	SN 25 E	TPU	300	0.5	100
6	8.9	2.4		110471	SNI 43 E	PTFE	350	15	188
6	10	3.5	3	123157	SN 21 E	NBR	160	0.5	134
6	10	3.5	3	123223	SN 25 E	TPU	300	0.5	100
6	10	3.5	3	117505	SNI 24 E	NBR	160	0.5	134

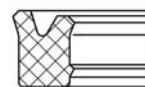
Dichtomatik Quickfinder
Rod seals



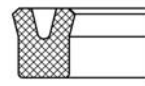
SN 25



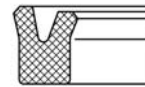
SNI 30



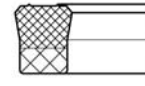
SNI 39



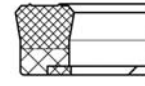
SN 21



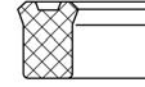
SNI 24



SN 05



SNI 07



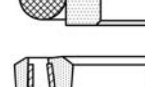
SN 36



SNI 72



SPOR 31



SPOR 30



SNI 43



Dichtomatik Quickfinder

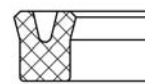
Rod seals

	d	D	L	H	Item No.	Code	Mat.	max. Press. (bar)	max. Run. speed (m/s)	Page
	6	10	3.5	3	16191	SNI 30 E	TPU	400	0.5	100
	6	10.9	2.2		77016	SPOR 30 Z	PTFE	400	15	166
	6	10.9	2.2		76803	SPOR 31 E	PTFE	400	15	166
	6	11	8	7	69668	SN 25 E	TPU	300	0.5	100
	6	11.5	4	3.4	80973	SN 21 E	NBR	160	0.5	134
	6	11.5	4.2	3.2	92962	SNI 24 E	NBR	160	0.5	134
	6	12	4.5	4	62305	SN 21 E	NBR	160	0.5	134
	6	12	4.5	3.5	170995	SN 25 E	TPU	300	0.5	100
	6	12	4.5	4	172877	SNI 24 E	NBR	160	0.5	134
	6	12	5	4	14647	SN 25 E	TPU	300	0.5	100
	6	12	5	4.5	66172	SN 25 E	TPU	300	0.5	100
	6	12	5	4	16462	SNI 24 E	NBR	160	0.5	134
	6	12	5.2	4.2	81909	SNI 24 E	NBR	160	0.5	134
	6	12	5.2	4.5	37957	SNI 30 E	TPU	400	0.5	100
	6	12	5.8	5.3	171058	SNI 30 E	TPU	400	0.5	100
	6	12	6	5	66173	SN 25 E	TPU	300	0.5	100
	6	12	6.5	5.5	14648	SN 25 E	TPU	300	0.5	100
	6	12	7	6	27068	SN 21 E	NBR	160	0.5	134
	6	12	7	6	14649	SN 25 E	TPU	300	0.5	100
	6	12	8	7	90209	SN 21 E	NBR	160	0.5	134
	6	12	8	7	171002	SN 25 E	TPU	300	0.5	100
	6	12.7	6.5	6	171004	SN 25 E	TPU	300	0.5	100
	6	13	5.5	5	7372	SNI 39 E	TPU	400	0.5	100
	6	13	5.6	5	122341	SNI 30 E	TPU	400	0.5	100
	6	13	6.5	5.5	116655	SNI 24 E	NBR	160	0.5	134
	6	13	9	8	67783	SN 25 E	TPU	300	0.5	100
	6	13.3	3.2		172390	SPOR 30 Z	PTFE	400	15	166
	6	14	5	4	172835	SN 21 E	NBR	160	0.5	134
	6	14	6.3	5.7	125300	SN 36 E	TPU	400	0.5	158
	6	14	6.3	5.7	16008	SNI 30 E	TPU	400	0.5	100
	6	14	6.3	5.7	80267	SNI 39 E	TPU	400	0.5	100
	6	14	6.5	6.2	30423	SNI 07 E STI	NBR	400	0.5	148
	6	14	6.5	5.5	80266	SNI 39 E	TPU	400	0.5	100
	6	14	7	6	162252	SN 21 E	NBR	160	0.5	134
	6	14	7	6	77410	SN 25 E	TPU	300	0.5	100
	6	15	5	4	66203	SN 25 E	TPU	300	0.5	100
	6	15	6	5	118675	SN 21 E	NBR	160	0.5	134
	6	15	6	5	171009	SN 25 E	TPU	300	0.5	100
	6	15	9	8	14437	SN 25 E	TPU	300	0.5	100
	6	16	6	5	172837	SN 21 E	NBR	160	0.5	134
	6	16	7	6	27069	SN 21 E	NBR	160	0.5	134
	6	16	7	6	171012	SN 25 E	TPU	300	0.5	100
	6	17	7	6	27070	SN 21 E	NBR	160	0.5	134
	6	18	9	8	27071	SN 21 E	NBR	160	0.5	134
	6	20	9	8	172833	SN 21 E	NBR	160	0.5	134
	6.35	11.11	3.17		84379	SNI 43 E	PTFE	350	15	188
	6.35	12.7	5.56	3.96	148948	SNI 24 E	NBR	160	0.5	134
	6.35	19.05	6.35	6	62051	SN 05 E	NBR	200	0.5	148
	7	12.5	4	3.5	151014	SN 21 E	NBR	160	0.5	134
	7	14	4.2	3.2	171014	SN 25 E	TPU	300	0.5	100
7	14	4.2	3.5	168732	SN 25 E	TPU	300	0.5	100	
7	14	5	4	67784	SN 25 E	TPU	300	0.5	100	
7	15	6	5	171016	SN 25 E	TPU	300	0.5	100	
7	15	8	7	62314	SN 21 E	NBR	160	0.5	134	
7	15	8	7	14650	SN 25 E	TPU	300	0.5	100	

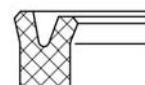


d	D	L	H	Item No.	Code	Mat.	max. Press. (bar)	max. Run. speed (m/s)	Page
7.9	12.8	2.2		81445	SPOR 31 E	PTFE	400	15	166
7.93	14.28	5.56	3.96	61511	SNI 24 E	NBR	160	0.5	134
7.93	15.87	6.35	6	36152	SN 05 E	NBR	200	0.5	148
8	10.9	2.4		110472	SNI 43 E	PTFE	350	15	188
8	12	6	5	76215	SN 21 E	NBR	160	0.5	134
8	12.5	3.6		160147	SNI 43 E	PTFE	350	15	188
8	12.9	2.2		77019	SPOR 30 Z	PTFE	400	15	166
8	12.9	2.2		76806	SPOR 31 E	PTFE	400	15	166
8	14	4	3.5	127340	SNI 30 E	TPU	400	0.5	100
8	14	4.5	4	90278	SN 21 E	NBR	160	0.5	134
8	14	4.5	4	20679	SNI 24 E	NBR	160	0.5	134
8	14	5	4	14726	SN 25 E	TPU	300	0.5	100
8	14	5	4	157924	SNI 24 E	NBR	160	0.5	134
8	14	6	5	157093	SNI 30 E	TPU	400	0.5	100
8	14	7	6	62317	SN 21 E	NBR	160	0.5	134
8	14	7	6	14651	SN 25 E	TPU	300	0.5	100
8	15	6.3	5.7	14652	SN 25 E	TPU	300	0.5	100
8	15	7	6	27074	SN 21 E	NBR	160	0.5	134
8	15	7	6	66181	SN 25 E	TPU	300	0.5	100
8	15	8	7	77537	SN 25 E	TPU	300	0.5	100
8	15	9	8	14439	SN 25 E	TPU	300	0.5	100
8	15.3	3.2		77018	SPOR 30 Z	PTFE	400	15	166
8	15.3	3.2		76805	SPOR 31 E	PTFE	400	15	166
8	16	5	4	60785	SN 21 E	NBR	160	0.5	134
8	16	6	5.7	27609	SNI 07 E STI	NBR	400	0.5	148
8	16	6.3	5.7	14653	SN 25 E	TPU	300	0.5	100
8	16	6.3	5.7	125301	SN 36 E	TPU	400	0.5	158
8	16	6.3	5.7	16010	SNI 30 E	TPU	400	0.5	100
8	16	6.3	5.7	125056	SNI 39 E	TPU	400	0.5	100
8	16	6.5	5.5	172878	SNI 24 E	NBR	160	0.5	134
8	16	6.5	5.5	80268	SNI 39 E	TPU	400	0.5	100
8	16	7	6	16423	SN 21 E	NBR	160	0.5	134
8	16	7	6	14440	SN 25 E	TPU	300	0.5	100
8	16	7	6	123101	SNI 24 E	NBR	160	0.5	134
8	16	9	8	26217	SN 21 E	NBR	160	0.5	134
8	16	9	8	79389	SN 25 E	TPU	300	0.5	100
8	16	9	8	16194	SNI 30 E	TPU	400	0.5	100
8	16	9	8	80270	SNI 39 E	TPU	400	0.5	100
8	18	7	6	20639	SN 21 E	NBR	160	0.5	134
8	18	7	6	36767	SN 25 E	TPU	300	0.5	100
8	18	8.5	8	79839	SN 36 E	TPU	400	0.5	158
8	18	9	8	90164	SN 21 E	NBR	160	0.5	134
8	18	9	8	171030	SN 25 E	TPU	300	0.5	100
8	18	9	8	171059	SNI 30 E	TPU	400	0.5	100
8	18	9	8	80269	SNI 39 E	TPU	400	0.5	100
8	18	10	9	14654	SN 25 E	TPU	300	0.5	100
8	22	9	8	62336	SN 21 E	NBR	160	0.5	134
8	22	9	8	14655	SN 25 E	TPU	300	0.5	100
8	25	7	6	27075	SN 21 E	NBR	160	0.5	134
8.5	13.4	2.2		108025	SPOR 31 E	PTFE	400	15	166
9	15	9	8	14441	SN 25 E	TPU	300	0.5	100
9	15	10	9	107254	SNI 24 E	NBR	160	0.5	134
9	16	4.5	4	144473	SN 21 E	NBR	160	0.5	134
9	19	7	6	62340	SN 21 E	NBR	160	0.5	134
9	19	7	6.5	168761	SN 25 E	TPU	300	0.5	100

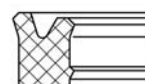
Dichtomatik Quickfinder
Rod seals



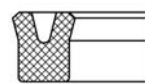
SN 25



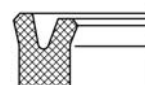
SNI 30



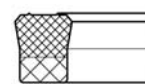
SNI 39



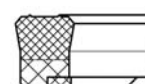
SN 21



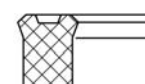
SNI 24



SN 05



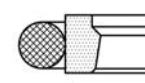
SNI 07



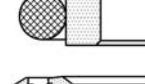
SN 36



SNI 72



SPOR 31



SPOR 30



SNI 43



Dichtomatik Quickfinder

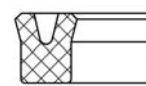
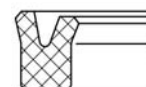
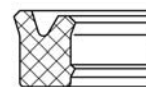
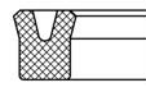
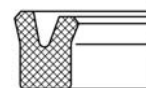
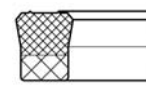
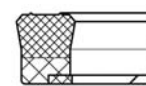
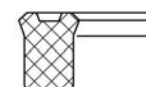
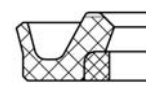
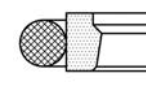
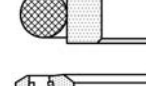
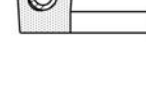
Rod seals

	d	D	L	H	Item No.	Code	Mat.	max. Press. (bar)	max. Run. speed (m/s)	Page
	9	19	7	6	14757	SN 25 E	TPU	300	0.5	100
	9.52	15.87	4.76		62050	SN 05 E	NBR	200	0.5	148
	9.52	16.5	5.56	3.96	172879	SNI 24 E	NBR	160	0.5	134
	9.52	19.05	7.14	6.84	34773	SN 05 E	NBR	200	0.5	148
	9.52	19.05	8.72	7.93	159096	SNI 39 E	TPU	400	0.5	100
	9.52	22.22	6.35	6	65131	SN 05 E	NBR	200	0.5	148
	10	14	2.5	2	157925	SNI 24 E	NBR	160	0.5	134
	10	14	3.5	3	62959	SN 25 E	TPU	300	0.5	100
	10	14	4	3.5	79573	SN 21 E	NBR	160	0.5	134
	10	14.5	3.6		110473	SNI 43 E	PTFE	350	15	188
	10	14.9	2.2		77021	SPOR 30 Z	PTFE	400	15	166
	10	14.9	2.2		76808	SPOR 31 E	PTFE	400	15	166
	10	15	4.5	4	67785	SN 25 E	TPU	300	0.5	100
	10	16	4.5	4	27076	SN 21 E	NBR	160	0.5	134
	10	16	5	4	14442	SN 25 E	TPU	300	0.5	100
	10	16	5.2	4.5	16192	SNI 30 E	TPU	400	0.5	100
	10	16	5.3	4.5	46908	SNI 39 E	TPU	400	0.5	100
	10	16	5.5	4.5	123149	SNI 24 E	NBR	160	0.5	134
	10	16	6	5	62344	SN 21 E	NBR	160	0.5	134
	10	16	6	5	168742	SN 25 E	TPU	300	0.5	100
	10	16	6.5	6	14443	SN 25 E	TPU	300	0.5	100
	10	16	7	6	62345	SN 21 E	NBR	160	0.5	134
	10	16	7	6	150020	SNI 24 E	NBR	160	0.5	134
	10	17	6.3	6	76570	SN 05 E	NBR	200	0.5	148
	10	17.3	3.2		77020	SPOR 30 Z	PTFE	400	15	166
	10	17.3	3.2		76807	SPOR 31 E	PTFE	400	15	166
	10	18	5	4	172841	SN 21 E	NBR	160	0.5	134
	10	18	6	5.5	14444	SN 25 E	TPU	300	0.5	100
	10	18	6	5	14656	SN 25 E	TPU	300	0.5	100
	10	18	6.3	5.7	125303	SN 36 E	TPU	400	0.5	158
	10	18	6.3	5.5	80611	SN 36 E	TPU	400	0.5	158
	10	18	6.3	5.7	16011	SNI 30 E	TPU	400	0.5	100
	10	18	6.3	5.7	125059	SNI 39 E	TPU	400	0.5	100
	10	18	6.3	5.7	125059	SNI 39 E	TPU	400	0.5	100
	10	18	6.5	5.5	172880	SNI 24 E	NBR	160	0.5	134
	10	18	6.5	5.5	80272	SNI 39 E	TPU	400	0.5	100
	10	18	6.5	5.5	80272	SNI 39 E	TPU	400	0.5	100
	10	18	7	6	36084	SN 21 E	NBR	160	0.5	134
	10	18	7	6	14445	SN 25 E	TPU	300	0.5	100
	10	18	9	8	62350	SN 21 E	NBR	160	0.5	134
	10	18	9	8	14657	SN 25 E	TPU	300	0.5	100
	10	20	5	4.5	46909	SNI 39 E	TPU	400	0.5	100
	10	20	6	5	60790	SN 21 E	NBR	160	0.5	134
	10	20	6	5	20918	SN 25 E	TPU	300	0.5	100
	10	20	7	6	67786	SN 25 E	TPU	300	0.5	100
	10	20	7.5	6.5	157926	SNI 24 E	NBR	160	0.5	134
	10	20	8	7	46964	SN 21 E	NBR	160	0.5	134
	10	20	8	7.2	16012	SNI 30 E	TPU	400	0.5	100
	10	20	8	7	80271	SNI 39 E	TPU	400	0.5	100
	10	20	9	8	26218	SN 21 E	NBR	160	0.5	134
	10	20	9	8	14446	SN 25 E	TPU	300	0.5	100
	10	20	9	8	171060	SNI 30 E	TPU	400	0.5	100
	10	20	9	8	80273	SNI 39 E	TPU	400	0.5	100
	10	22	7	6	172839	SN 21 E	NBR	160	0.5	134
	10	22	7	6	14658	SN 25 E	TPU	300	0.5	100
	10	22	9	8	20724	SN 21 E	NBR	160	0.5	134
	10	22	9	8	14447	SN 25 E	TPU	300	0.5	100



d	D	L	H	Item No.	Code	Mat.	max. Press. (bar)	max. Run. speed (m/s)	Page
10	22	10	9	62355	SN 21 E	NBR	160	0.5	134
10	25	11	10	26219	SN 21 E	NBR	160	0.5	134
10	25	11	10	168827	SN 25 E	TPU	300	0.5	100
10	26	9	8	27078	SN 21 E	NBR	160	0.5	134
10	26	10.5	9.5	121615	SN 21 E	NBR	160	0.5	134
10	28	11	10	116608	SN 21 E	NBR	160	0.5	134
10	30	11	10	27079	SN 21 E	NBR	160	0.5	134
10	32	11	10	14448	SN 25 E	TPU	300	0.5	100
11	17	5	4	168745	SN 25 E	TPU	300	0.5	100
11	20.5	7	6.5	168789	SN 25 E	TPU	300	0.5	100
11	20.5	7	6	168787	SN 25 E	TPU	300	0.5	100
11.11	19.05	5.56	3.96	172881	SNI 24 E	NBR	160	0.5	134
11.5	21.5	8	7	46965	SN 21 E	NBR	160	0.5	134
12	16.5	3.6		110474	SNI 43 E	PTFE	350	15	188
12	16.9	2.2		77023	SPOR 30 Z	PTFE	400	15	166
12	16.9	2.2		75301	SPOR 31 E	PTFE	400	15	166
12	18	4.5	4	123158	SN 21 E	NBR	160	0.5	134
12	18	5	4	64615	SN 25 E	TPU	300	0.5	100
12	18	5	4.5	65475	SN 36 E	TPU	400	0.5	158
12	18	5	4	92852	SNI 24 E	NBR	160	0.5	134
12	18	5	4.5	59424	SNI 24 E	NBR	160	0.5	134
12	18	5.5	5	168754	SN 25 E	TPU	300	0.5	100
12	18	6	5	40528	SN 21 E	NBR	160	0.5	134
12	18	6	5	14449	SN 25 E	TPU	300	0.5	100
12	18	7	6	62374	SN 21 E	NBR	160	0.5	134
12	18	7	6	14450	SN 25 E	TPU	300	0.5	100
12	19	5.5	4.5	46926	SNI 24 E	NBR	160	0.5	134
12	19	6.3	5.8	25828	SN 05 E	NBR	200	0.5	148
12	19.3	3.2		77022	SPOR 30 Z	PTFE	400	15	166
12	19.3	3.2		76809	SPOR 31 E	PTFE	400	15	166
12	20	6	5	62376	SN 21 E	NBR	160	0.5	134
12	20	6	5	66207	SN 25 E	TPU	300	0.5	100
12	20	6.3	5.5	80613	SN 36 E	TPU	400	0.5	158
12	20	6.3	5.8	168310	SN 36 E	TPU	400	0.5	158
12	20	6.3	5.7	16013	SNI 30 E	TPU	400	0.5	100
12	20	6.3	5.7	125060	SNI 39 E	TPU	400	0.5	100
12	20	6.5	5.5	132998	SN 25 E	TPU	300	0.5	100
12	20	6.5	5.5	36546	SNI 24 E	NBR	160	0.5	134
12	20	6.5	5.5	125061	SNI 39 E	TPU	400	0.5	100
12	20	8	7	76119	SN 25 E	TPU	300	0.5	100
12	20	9	8	62377	SN 21 E	NBR	160	0.5	134
12	20	9	8	14451	SN 25 E	TPU	300	0.5	100
12	20	9	8	80275	SNI 39 E	TPU	400	0.5	100
12	22	6	5	60792	SN 21 E	NBR	160	0.5	134
12	22	6	5	14660	SN 25 E	TPU	300	0.5	100
12	22	6	5	149891	SNI 24 E	NBR	160	0.5	134
12	22	7	6	27081	SN 21 E	NBR	160	0.5	134
12	22	7	6	66209	SN 25 E	TPU	300	0.5	100
12	22	8	7	62379	SN 21 E	NBR	160	0.5	134
12	22	8	7	14661	SN 25 E	TPU	300	0.5	100
12	22	8	7.2	16014	SNI 30 E	TPU	400	0.5	100
12	22	8	7.3	125062	SNI 39 E	TPU	400	0.5	100
12	22	8.5	7.5	121566	SNI 24 E	NBR	160	0.5	134
12	22	9	8	27082	SN 21 E	NBR	160	0.5	134
12	22	9	8	14452	SN 25 E	TPU	300	0.5	100

Dichtomatik Quickfinder Rod seals

**SN 25****SNI 30****SNI 39****SN 21****SNI 24****SN 05****SNI 07****SN 36****SNI 72****SPOR 31****SPOR 30****SNI 43**



Dichtomatik Quickfinder

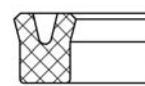
Rod seals

	d	D	L	H	Item No.	Code	Mat.	max. Press. (bar)	max. Run. speed (m/s)	Page
	12	22	9	8	81500	SNI 24 E	NBR	160	0.5	134
	12	22	9	8	15920	SNI 30 E	TPU	400	0.5	100
	12	22	9	8	89160	SNI 39 E	TPU	400	0.5	100
	12	22.2	3.2		83934	SPOR 30 Z	PTFE	400	15	166
	12	23	7.5	7.2	171541	SNI 07 E STI	NBR	400	0.5	148
	12	24	7	6	27083	SN 21 E	NBR	160	0.5	134
	12	24	7	6	67796	SN 25 E	TPU	300	0.5	100
	12	24	9	8	14662	SN 25 E	TPU	300	0.5	100
	12	24	10	9	14663	SN 25 E	TPU	300	0.5	100
	12	24	11	10	26220	SN 21 E	NBR	160	0.5	134
	12	24	11	10	168814	SN 25 E	TPU	300	0.5	100
	12	25	9	8	62383	SN 21 E	NBR	160	0.5	134
	12	25	9	8	14664	SN 25 E	TPU	300	0.5	100
	12	25	11	10	14453	SN 25 E	TPU	300	0.5	100
	12	26	11	10	172843	SN 21 E	NBR	160	0.5	134
	12	27	8.5	7.5	80217	SN 25 E	TPU	300	0.5	100
	12	28	11	10	27059	SN 21 E	NBR	160	0.5	134
	12	32	11	10	172845	SN 21 E	NBR	160	0.5	134
	12	35	13	12	27084	SN 21 E	NBR	160	0.5	134
	12.5	16.8	4		157834	SNI 43 E	PTFE	350	15	188
	12.7	19.05	4.76		126980	SNI 43 E	PTFE	350	15	188
	12.7	19.05	5.56	3.96	168770	SN 25 E	TPU	300	0.5	100
	12.7	19.05	6.35	4.76	159097	SNI 39 E	TPU	400	0.5	100
	12.7	20.83	6.68	5.1	61515	SNI 24 E	NBR	160	0.5	134
	13	25	9	8	62394	SN 21 E	NBR	160	0.5	134
	13	30	11	10	27085	SN 21 E	NBR	160	0.5	134
	13.5	20	5	4	130049	SN 25 E	TPU	300	0.5	100
	14	18.5	3.6		110475	SNI 43 E	PTFE	350	15	188
	14	18.9	2.2		77025	SPOR 30 Z	PTFE	400	15	166
	14	18.9	2.2		76811	SPOR 31 E	PTFE	400	15	166
	14	19	4.5	3.5	49416	SNI 24 E	NBR	160	0.5	134
	14	20	4.5	4	143710	SN 21 E	NBR	160	0.5	134
	14	20	5	4	67794	SN 25 E	TPU	300	0.5	100
	14	20	5.3	4.8	14735	SN 25 E	TPU	300	0.5	100
	14	20	6	5	62399	SN 21 E	NBR	160	0.5	134
	14	20	6	5	66219	SN 25 E	TPU	300	0.5	100
	14	20	7	6	90210	SN 21 E	NBR	160	0.5	134
	14	20	7	6	168785	SN 25 E	TPU	300	0.5	100
	14	21	5.6	5	125307	SN 36 E	TPU	400	0.5	158
	14	21	5.6	5	66754	SNI 30 E	TPU	400	0.5	100
	14	21.3	3.2		77024	SPOR 30 Z	PTFE	400	15	166
	14	21.3	3.2		76810	SPOR 31 E	PTFE	400	15	166
	14	21.5	3.2		114974	SPOR 31 E	PTFE	400	15	166
	14	22	4.5	4	60793	SN 21 E	NBR	160	0.5	134
	14	22	4.5	4	149569	SN 25 E	TPU	300	0.5	100
	14	22	5	4.5	124729	SN 25 E	TPU	300	0.5	100
	14	22	6	5	62401	SN 21 E	NBR	160	0.5	134
14	22	6	5	66221	SN 25 E	TPU	300	0.5	100	
14	22	6.3	6	60132	SN 05 E	NBR	200	0.5	148	
14	22	6.3	5.5	80614	SN 36 E	TPU	400	0.5	158	
14	22	6.3	5.7	16015	SNI 30 E	TPU	400	0.5	100	
14	22	6.3	5.7	125063	SNI 39 E	TPU	400	0.5	100	
14	22	6.5	5.5	61516	SNI 24 E	NBR	160	0.5	134	
14	22	6.5	5.5	80277	SNI 39 E	TPU	400	0.5	100	
14	22	7	6	14665	SN 25 E	TPU	300	0.5	100	

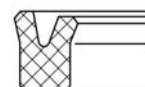


d	D	L	H	Item No.	Code	Mat.	max. Press. (bar)	max. Run. speed (m/s)	Page
14	22	9	8	62404	SN 21 E	NBR	160	0.5	134
14	22	9	8	14666	SN 25 E	TPU	300	0.5	100
14	22	12	11	14736	SN 25 E	TPU	300	0.5	100
14	22	13	12	62406	SN 21 E	NBR	160	0.5	134
14	24	6	5	172849	SN 21 E	NBR	160	0.5	134
14	24	7	6	27086	SN 21 E	NBR	160	0.5	134
14	24	7	6	123278	SN 25 E	TPU	300	0.5	100
14	24	8	7.2	16016	SNI 30 E	TPU	400	0.5	100
14	24	8	7.3	120825	SNI 39 E	TPU	400	0.5	100
14	24	8.2	7.2	67231	SNI 39 E	TPU	400	0.5	100
14	24	9	8	27087	SN 21 E	NBR	160	0.5	134
14	24	9	8	14455	SN 25 E	TPU	300	0.5	100
14	24	9	8	15913	SNI 30 E	TPU	400	0.5	100
14	24	9	8	80274	SNI 39 E	TPU	400	0.5	100
14	24.7	4.2		157396	SPOR 31 E	PTFE	400	15	166
14	26	7	6	60799	SN 21 E	NBR	160	0.5	134
14	26	9	8	67798	SN 25 E	TPU	300	0.5	100
14	28	8	7	172847	SN 21 E	NBR	160	0.5	134
14	28	11	10	26222	SN 21 E	NBR	160	0.5	134
14	28	11	10	168868	SN 25 E	TPU	300	0.5	100
14	32	9	8	82220	SN 21 E	NBR	160	0.5	134
14	32	11	10	27088	SN 21 E	NBR	160	0.5	134
14.28	20.63	6.35	4.76	172882	SNI 24 E	NBR	160	0.5	134
14.28	20.63	6.35	4.76	159098	SNI 39 E	TPU	400	0.5	100
15	19.5	3.6		25508	SNI 43 E	PTFE	350	15	188
15	19.9	2.2		76812	SPOR 31 E	PTFE	400	15	166
15	20	3.5	3	90211	SN 21 E	NBR	160	0.5	134
15	22	4.5	4	90279	SN 21 E	NBR	160	0.5	134
15	22	5	4	14727	SN 25 E	TPU	300	0.5	100
15	22	6	5	156397	SNI 39 E	TPU	400	0.5	100
15	22	8	7	84088	SN 25 E	TPU	300	0.5	100
15	22.3	3.2		127225	SPOR 30 Z	PTFE	400	15	166
15	22.3	3.2		76813	SPOR 31 E	PTFE	400	15	166
15	23	6.3	6	64442	SN 05 E	NBR	200	0.5	148
15	23	6.3	5.7	16017	SNI 30 E	TPU	400	0.5	100
15	23	7	6	117956	SNI 24 E	NBR	160	0.5	134
15	25	6	5	37397	SN 21 E	NBR	160	0.5	134
15	25	6	5	80218	SN 25 E	TPU	300	0.5	100
15	25	6	5	74341	SNI 24 E	NBR	160	0.5	134
15	25	7	6	27089	SN 21 E	NBR	160	0.5	134
15	25	7	6	66227	SN 25 E	TPU	300	0.5	100
15	25	7.5	7.2	60133	SN 05 E	NBR	200	0.5	148
15	25	9	8	62408	SN 21 E	NBR	160	0.5	134
15	25	9	8	14456	SN 25 E	TPU	300	0.5	100
15	25	9	8	15980	SNI 30 E	TPU	400	0.5	100
15	25	9	8	80276	SNI 39 E	TPU	400	0.5	100
15	25	11	10	27090	SN 21 E	NBR	160	0.5	134
15	25	11	10	14457	SN 25 E	TPU	300	0.5	100
15	26	8	7.5	170883	SNI 39 E	TPU	400	0.5	100
15	27	6.5	6.2	60134	SN 05 E	NBR	200	0.5	148
15	27	6.5	6.2	73816	SNI 07 E STI	NBR	400	0.5	148
15	27	7	6	14667	SN 25 E	TPU	300	0.5	100
15	27	7	6.7	171542	SNI 07 E STI	NBR	400	0.5	148
15	27	13	12	89354	SNI 30 E	TPU	400	0.5	100
15	28	9	8	90212	SN 21 E	NBR	160	0.5	134

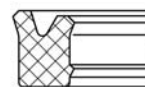
Dichtomatik Quickfinder
Rod seals



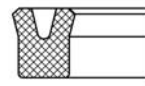
SN 25



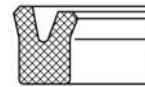
SNI 30



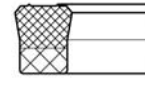
SNI 39



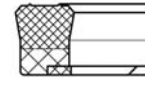
SN 21



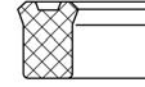
SNI 24



SN 05



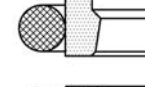
SNI 07



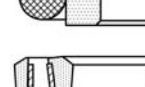
SN 36



SNI 72



SPOR 31



SPOR 30



SNI 43



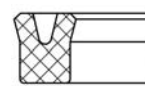
Dichtomatik Quickfinder
Rod seals

	d	D	L	H	Item No.	Code	Mat.	max. Press. (bar)	max. Run. speed (m/s)	Page
	15	28	9	8	168870	SN 25 E	TPU	300	0.5	100
	15	28	11	10	26223	SN 21 E	NBR	160	0.5	134
	15	28	11	10	14458	SN 25 E	TPU	300	0.5	100
	15	30	7	6	118353	SN 21 E	NBR	160	0.5	134
	15	30	7	6	168888	SN 25 E	TPU	300	0.5	100
	15	30	9	8	66767	SN 21 E	NBR	160	0.5	134
	15	30	9	8	67790	SN 25 E	TPU	300	0.5	100
	15	30	11	10	26306	SN 21 E	NBR	160	0.5	134
	15	30	11	10	69525	SN 25 E	TPU	300	0.5	100
	15.4	25.5	7.4	6.5	68107	SNI 39 E	TPU	400	0.5	100
	15.87	22.22	4.77	3.17	72766	SNI 30 E	TPU	400	0.5	100
	15.87	22.22	6.35	4.76	172883	SNI 24 E	NBR	160	0.5	134
	15.87	22.22	6.35	4.76	159099	SNI 39 E	TPU	400	0.5	100
	15.87	23.81	5.03		149407	SNI 43 E	PTFE	350	15	188
	15.87	25.4	5.26	4.76	82339	SN 21 E	NBR	160	0.5	134
	15.87	25.4	7.14	6.35	104336	SN 21 E	NBR	160	0.5	134
	15.87	25.4	7.93	7.14	159100	SNI 39 E	TPU	400	0.5	100
	16	20.5	3.6		110476	SNI 43 E	PTFE	350	15	188
	16	20.6	3.6	3.3	171061	SNI 30 E	TPU	400	0.5	100
	16	20.9	2.2		77026	SPOR 30 Z	PTFE	400	15	166
	16	20.9	2.2		75302	SPOR 31 E	PTFE	400	15	166
	16	22	3.5	3	116609	SN 21 E	NBR	160	0.5	134
	16	22	4.5	4	14459	SN 25 E	TPU	300	0.5	100
	16	22	4.5	4	168336	SN 36 E	TPU	400	0.5	158
	16	22	4.5	4	133729	SNI 24 E	NBR	160	0.5	134
	16	22	4.8	3.8	127498	SNI 30 E	TPU	400	0.5	100
	16	22	5	4.7	74519	SNI 07 E STI	NBR	400	0.5	148
	16	22	5.5	5	14668	SN 25 E	TPU	300	0.5	100
	16	22	5.5	5	15914	SNI 30 E	TPU	400	0.5	100
	16	22	6	5	62414	SN 21 E	NBR	160	0.5	134
	16	22	6	5.5	171062	SNI 30 E	TPU	400	0.5	100
	16	22	6.5	5.5	118610	SNI 24 E	NBR	160	0.5	134
	16	22	7	6	34852	SN 21 E	NBR	160	0.5	134
	16	22	11	10	16200	SNI 30 E	TPU	400	0.5	100
	16	22.2	4.8		118781	SNI 43 E	PTFE	350	15	188
	16	22.5	5	4.5	121567	SNI 24 E	NBR	160	0.5	134
	16	22.7	5	4	168324	SN 36 E	TPU	400	0.5	158
	16	23	6.5	5.5	148952	SNI 24 E	NBR	160	0.5	134
	16	23.3	3.2		76041	SPOR 30 Z	PTFE	400	15	166
	16	24	4.5	4	60796	SN 21 E	NBR	160	0.5	134
	16	24	6	5	66233	SN 25 E	TPU	300	0.5	100
	16	24	6	5.5	16463	SNI 24 E	NBR	160	0.5	134
	16	24	6.3	5.7	16018	SNI 30 E	TPU	400	0.5	100
	16	24	6.3	5.8	125064	SNI 39 E	TPU	400	0.5	100
	16	24	6.5	6.2	61096	SN 05 E	NBR	200	0.5	148
	16	24	6.5	6.2	27613	SNI 07 E STI	NBR	400	0.5	148
	16	24	6.5	5.5	16463	SNI 24 E	NBR	160	0.5	134
	16	24	6.5	5.5	80280	SNI 39 E	TPU	400	0.5	100
	16	24	7	6	80993	SN 21 E	NBR	160	0.5	134
	16	24	7	6	22438	SN 36 E	TPU	400	0.5	158
	16	24	7	6.7	171544	SNI 07 E STI	NBR	400	0.5	148
	16	24	7	6.2	171063	SNI 30 E	TPU	400	0.5	100
	16	24	7.5	6.5	133343	SNI 24 E	NBR	160	0.5	134
	16	24	10	9	14643	SN 25 E	TPU	300	0.5	100
	16	25	6	5	37608	SN 21 E	NBR	160	0.5	134

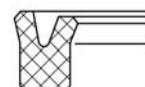


d	D	L	H	Item No.	Code	Mat.	max. Press. (bar)	max. Run. speed (m/s)	Page
16	25	9	8	62192	SN 25 E	TPU	300	0.5	100
16	26	6	5	60800	SN 21 E	NBR	160	0.5	134
16	26	6	5	14669	SN 25 E	TPU	300	0.5	100
16	26	6	5	149892	SNI 24 E	NBR	160	0.5	134
16	26	6	5	69981	SNI 30 E	TPU	400	0.5	100
16	26	7	6	27092	SN 21 E	NBR	160	0.5	134
16	26	7	6	168848	SN 25 E	TPU	300	0.5	100
16	26	8	7	117340	SNI 24 E	NBR	160	0.5	134
16	26	8	7.2	16020	SNI 30 E	TPU	400	0.5	100
16	26	8	7.3	80283	SNI 39 E	TPU	400	0.5	100
16	26	8	7	80279	SNI 39 E	TPU	400	0.5	100
16	26	8.5	7.5	121569	SNI 24 E	NBR	160	0.5	134
16	26	9	8	36108	SN 21 E	NBR	160	0.5	134
16	26	9	8	14461	SN 25 E	TPU	300	0.5	100
16	26	9	8	15915	SNI 30 E	TPU	400	0.5	100
16	26	9	8	80281	SNI 39 E	TPU	400	0.5	100
16	26	10	9	65479	SNI 30 E	TPU	400	0.5	100
16	26	11	10	14462	SN 25 E	TPU	300	0.5	100
16	28	7	6	172851	SN 21 E	NBR	160	0.5	134
16	28	7	6	14640	SN 25 E	TPU	300	0.5	100
16	28	7.5	7.2	171543	SNI 07 E STI	NBR	400	0.5	148
16	28	9	8	130409	SNI 39 E	TPU	400	0.5	100
16	28	11	10	118528	SN 25 E	TPU	300	0.5	100
16	29	7	6	133332	SN 21 E	NBR	160	0.5	134
16	32	9	8	14737	SN 25 E	TPU	300	0.5	100
16	32	11	10	26307	SN 21 E	NBR	160	0.5	134
16.5	24	11	10	69667	SN 25 E	TPU	300	0.5	100
17	23	5	4	126045	SNI 39 E	TPU	400	0.5	100
17	25	4.5	4	149570	SN 25 E	TPU	300	0.5	100
17	25	9	8	77516	SN 25 E	TPU	300	0.5	100
17	25	11	10	14463	SN 25 E	TPU	300	0.5	100
17	32	11	10	168908	SN 25 E	TPU	300	0.5	100
17	35	11	10	93295	SN 25 E	TPU	300	0.5	100
17.46	23.81	6.35	4.76	172884	SNI 24 E	NBR	160	0.5	134
17.46	23.81	6.35	4.76	159101	SNI 39 E	TPU	400	0.5	100
18	22.5	3.6		174445	SNI 43 E	PTFE	350	15	188
18	22.9	2.2		74971	SPOR 30 Z	PTFE	400	15	166
18	22.9	2.2		76815	SPOR 31 E	PTFE	400	15	166
18	24	5.2	4.7	171064	SNI 30 E	TPU	400	0.5	100
18	24	6	5	156740	SNI 30 E	TPU	400	0.5	100
18	24	9	8	149517	SN 25 E	TPU	300	0.5	100
18	25	5.5	5	14670	SN 25 E	TPU	300	0.5	100
18	25	5.5	4.5	172885	SNI 24 E	NBR	160	0.5	134
18	25	5.5	5	89161	SNI 39 E	TPU	400	0.5	100
18	25	5.7	5.1	168341	SN 36 E	TPU	400	0.5	158
18	25	6	5	61179	SN 21 E	NBR	160	0.5	134
18	25	6	5	157929	SNI 24 E	NBR	160	0.5	134
18	25	6	5	73769	SNI 30 E	TPU	400	0.5	100
18	25	6.5	5.5	62436	SN 21 E	NBR	160	0.5	134
18	25	6.5	5.5	27437	SNI 24 E	NBR	160	0.5	134
18	25	7	6	80568	SN 25 E	TPU	300	0.5	100
18	25.3	3.2		77027	SPOR 30 Z	PTFE	400	15	166
18	25.3	3.2		76814	SPOR 31 E	PTFE	400	15	166
18	26	4.5	4	149571	SN 25 E	TPU	300	0.5	100
18	26	6	5	62437	SN 21 E	NBR	160	0.5	134

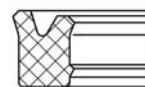
Dichtomatik Quickfinder
Rod seals



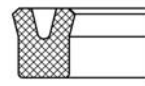
SN 25



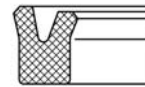
SNI 30



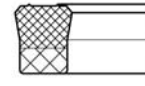
SNI 39



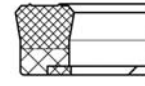
SN 21



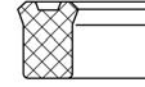
SNI 24



SN 05



SNI 07



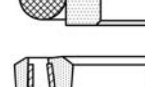
SN 36



SNI 72



SPOR 31



SPOR 30



SNI 43



Dichtomatik Quickfinder

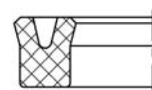
Rod seals

	d	D	L	H	Item No.	Code	Mat.	max. Press. (bar)	max. Run. speed (m/s)	Page
	18	26	6	5	66244	SN 25 E	TPU	300	0.5	100
	18	26	6.3	5.7	16022	SNI 30 E	TPU	400	0.5	100
	18	26	6.3	5.5	80278	SNI 39 E	TPU	400	0.5	100
	18	26	6.4	6	73814	SNI 07 E STI	NBR	400	0.5	148
	18	26	6.5	6.2	60136	SN 05 E	NBR	200	0.5	148
	18	26	7	6	22439	SN 36 E	TPU	400	0.5	158
	18	26	7	6.5	170884	SNI 39 E	TPU	400	0.5	100
	18	26	7	6.3	68108	SNI 39 E	TPU	400	0.5	100
	18	26	7.5	6.5	14671	SN 25 E	TPU	300	0.5	100
	18	26	9	8	14464	SN 25 E	TPU	300	0.5	100
	18	26	9	8	16176	SNI 30 E	TPU	400	0.5	100
	18	26	9	8.5	170885	SNI 39 E	TPU	400	0.5	100
	18	26	9.5	8.5	14672	SN 25 E	TPU	300	0.5	100
	18	28	5.8	5.5	62006	SNI 07 E STI	NBR	400	0.5	148
	18	28	6	5	60804	SN 21 E	NBR	160	0.5	134
	18	28	6.3	5.8	168357	SN 36 E	TPU	400	0.5	158
	18	28	6.3	6	171545	SNI 07 E STI	NBR	400	0.5	148
	18	28	7	6	27096	SN 21 E	NBR	160	0.5	134
	18	28	8	7	168359	SN 36 E	TPU	400	0.5	158
	18	28	8	7.2	16023	SNI 30 E	TPU	400	0.5	100
	18	28	8	7.3	80284	SNI 39 E	TPU	400	0.5	100
	18	28	9	8	62443	SN 21 E	NBR	160	0.5	134
	18	28	9	8	14465	SN 25 E	TPU	300	0.5	100
	18	28	9	8	15916	SNI 30 E	TPU	400	0.5	100
	18	28	9	8	80282	SNI 39 E	TPU	400	0.5	100
	18	30	7	6	60806	SN 21 E	NBR	160	0.5	134
	18	30	7.5	7.2	171546	SNI 07 E STI	NBR	400	0.5	148
	18	30	8.5	7.5	90213	SN 21 E	NBR	160	0.5	134
	18	30	9	8	14673	SN 25 E	TPU	300	0.5	100
	18	30	9.5	8.5	90214	SN 21 E	NBR	160	0.5	134
	18	30	10	9	126250	SNI 24 E	NBR	160	0.5	134
	18	30	11	10	26308	SN 21 E	NBR	160	0.5	134
	18	30	11	10	168894	SN 25 E	TPU	300	0.5	100
	18	32	8	7	46973	SN 21 E	NBR	160	0.5	134
	18	32	8	7	168910	SN 25 E	TPU	300	0.5	100
	18	34	9	8	27097	SN 21 E	NBR	160	0.5	134
	18	34	9	8	67800	SN 25 E	TPU	300	0.5	100
	18	35	9	8	84316	SN 25 E	TPU	300	0.5	100
	18	35	13	12	26309	SN 21 E	NBR	160	0.5	134
	19	25	7	6	14641	SN 25 E	TPU	300	0.5	100
	19	27	6	5	70887	SN 25 E	TPU	300	0.5	100
	19	34	11	10	27102	SN 21 E	NBR	160	0.5	134
	19.05	25.4	6.35	4.76	172887	SNI 24 E	NBR	160	0.5	134
	19.05	25.4	6.35	4.76	159103	SNI 39 E	TPU	400	0.5	100
	19.05	25.4	7.14	6.35	21900	SN 25 E	TPU	300	0.5	100
19.05	25.4	7.14	6.35	159104	SNI 39 E	TPU	400	0.5	100	
19.05	28.57	8.72	7.93	159105	SNI 39 E	TPU	400	0.5	100	
19.05	31.75	9.52	8.73	27287	SN 05 E	NBR	200	0.5	148	
19.5	27.5	9	8.5	170886	SNI 39 E	TPU	400	0.5	100	
20	24.5	3.6		161066	SNI 43 E	PTFE	350	15	188	
20	25	3.5	3	90215	SN 21 E	NBR	160	0.5	134	
20	25	3.5	3	24306	SN 36 E	TPU	400	0.5	158	
20	25	4	3.7	65482	SN 36 E	TPU	400	0.5	158	
20	26	3.9	3.5	149005	SNI 30 E	TPU	400	0.5	100	
20	26	4	3.5	74875	SNI 30 E	TPU	400	0.5	100	

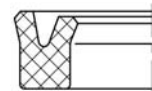


d	D	L	H	Item No.	Code	Mat.	max. Press. (bar)	max. Run. speed (m/s)	Page
20	26	5	4	67787	SN 25 E	TPU	300	0.5	100
20	26	5	4	121192	SNI 24 E	NBR	160	0.5	134
20	26	5.3	4.8	89162	SNI 39 E	TPU	400	0.5	100
20	26	5.6	5	16024	SNI 30 E	TPU	400	0.5	100
20	26	5.8	5	80615	SN 36 E	TPU	400	0.5	158
20	26	6	5	133890	SN 21 E	NBR	160	0.5	134
20	26	6	5.5	168351	SN 36 E	TPU	400	0.5	158
20	26	7	6	134122	SN 21 E	NBR	160	0.5	134
20	26.2	4.8		46340	SNI 43 E	PTFE	350	15	188
20	27	6	5.7	27327	SNI 07 E STI	NBR	400	0.5	148
20	27	6.5	6.2	143973	SN 05 E	NBR	200	0.5	148
20	27	6.5	5.7	168353	SN 36 E	TPU	400	0.5	158
20	27	7	6	62450	SN 21 E	NBR	160	0.5	134
20	27	7	6	14468	SN 25 E	TPU	300	0.5	100
20	27	7	6	16199	SNI 30 E	TPU	400	0.5	100
20	27.3	3.2		77028	SPOR 30 Z	PTFE	400	15	166
20	27.3	3.2		75330	SPOR 31 E	PTFE	400	15	166
20	28	4.5	4	56273	SN 21 E	NBR	160	0.5	134
20	28	5	4	14469	SN 25 E	TPU	300	0.5	100
20	28	5.8	5.5	62007	SNI 07 E STI	NBR	400	0.5	148
20	28	6	5	62451	SN 21 E	NBR	160	0.5	134
20	28	6	5	66251	SN 25 E	TPU	300	0.5	100
20	28	6.3	6	282	SN 05 E	NBR	200	0.5	148
20	28	6.3	5.8	22442	SN 36 E	TPU	400	0.5	158
20	28	6.3	6	171548	SNI 07 E STI	NBR	400	0.5	148
20	28	6.3	5.7	16025	SNI 30 E	TPU	400	0.5	100
20	28	6.4	6.1	73818	SNI 07 E STI	NBR	400	0.5	148
20	28	6.5	5.5	34847	SNI 24 E	NBR	160	0.5	134
20	28	6.5	5.5	119003	SNI 39 E	TPU	400	0.5	100
20	28	7	6.7	64449	SN 05 E	NBR	200	0.5	148
20	28	7	6	35920	SN 25 E	TPU	300	0.5	100
20	28	7	6	80616	SN 36 E	TPU	400	0.5	158
20	28	7	6.7	171549	SNI 07 E STI	NBR	400	0.5	148
20	28	7	6.2	16026	SNI 30 E	TPU	400	0.5	100
20	28	8	7	173334	SN 36 E	TPU	400	0.5	158
20	28	8	7.2	171066	SNI 30 E	TPU	400	0.5	100
20	28	9	8	14470	SN 25 E	TPU	300	0.5	100
20	29	5.5	5	168886	SN 25 E	TPU	300	0.5	100
20	30	5		116625	SNI 43 E	PTFE	350	15	188
20	30	6	5	172853	SN 21 E	NBR	160	0.5	134
20	30	7	6	25961	SN 21 E	NBR	160	0.5	134
20	30	7	6	66254	SN 25 E	TPU	300	0.5	100
20	30	7	6	90259	SNI 24 E	NBR	160	0.5	134
20	30	7	6	124677	SNI 39 E	TPU	400	0.5	100
20	30	8	7.2	168369	SN 36 E	TPU	400	0.5	158
20	30	8	7.7	37524	SNI 07 E STI	NBR	400	0.5	148
20	30	8	7.2	16028	SNI 30 E	TPU	400	0.5	100
20	30	8	7	80287	SNI 39 E	TPU	400	0.5	100
20	30	8.5	8.2	171550	SNI 07 E STI	NBR	400	0.5	148
20	30	8.5	7.5	107842	SNI 24 E	NBR	160	0.5	134
20	30	9	8	62456	SN 21 E	NBR	160	0.5	134
20	30	9	8	14471	SN 25 E	TPU	300	0.5	100
20	30	9	8	168371	SN 36 E	TPU	400	0.5	158
20	30	9	8	15917	SNI 30 E	TPU	400	0.5	100
20	30	9	8	82079	SNI 39 E	TPU	400	0.5	100

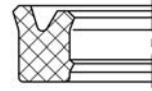
Dichtomatik Quickfinder
Rod seals



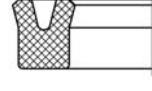
SN 25



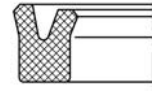
SNI 30



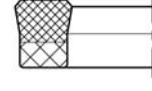
SNI 39



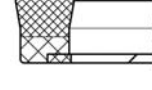
SN 21



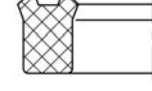
SNI 24



SN 05



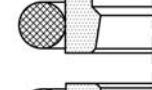
SNI 07



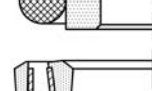
SN 36




SNI 72



SPOR 31



SPOR 30



SNI 43



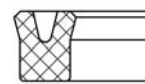
Dichtomatik Quickfinder
Rod seals

	d	D	L	H	Item No.	Code	Mat.	max. Press. (bar)	max. Run. speed (m/s)	Page
	20	30	11	10	62458	SN 21 E	NBR	160	0.5	134
	20	30	11	10	14416	SN 25 E	TPU	300	0.5	100
	20	30	11	10	168373	SN 36 E	TPU	400	0.5	158
	20	30	11	10	15918	SNI 30 E	TPU	400	0.5	100
	20	30	11	10	80288	SNI 39 E	TPU	400	0.5	100
	20	30.7	4.2		76070	SPOR 30 Z	PTFE	400	15	166
	20	30.7	4.2		76816	SPOR 31 E	PTFE	400	15	166
	20	31	4.2		114978	SPOR 31 E	PTFE	400	15	166
	20	32	6	5	168912	SN 25 E	TPU	300	0.5	100
	20	32	7	6	170490	SN 21 E	NBR	160	0.5	134
	20	32	7	6	67793	SN 25 E	TPU	300	0.5	100
	20	32	7	6	65021	SNI 24 E	NBR	160	0.5	134
	20	32	8	7	157930	SNI 24 E	NBR	160	0.5	134
	20	32	8.5	7.5	62460	SN 21 E	NBR	160	0.5	134
	20	32	8.5	7.5	14675	SN 25 E	TPU	300	0.5	100
	20	32	8.5	7.5	117989	SNI 24 E	NBR	160	0.5	134
	20	32	8.5	7.5	171067	SNI 30 E	TPU	400	0.5	100
	20	32	9	8	14472	SN 25 E	TPU	300	0.5	100
	20	32	9	8.7	62066	SNI 07 E STI	NBR	400	0.5	148
	20	32	9	8.7	173747	SN 05 E	NBR	200	0.5	148
	20	32	10	9.7	173747	SN 05 E	NBR	200	0.5	148
	20	33	7	6	46974	SN 21 E	NBR	160	0.5	134
	20	33	9	8	14969	SN 25 E	TPU	300	0.5	100
	20	34	9	8	74857	SNI 24 E	NBR	160	0.5	134
	20	35	9	8	126127	SN 25 E	TPU	300	0.5	100
	20	35	9	8	126127	SN 25 E	TPU	300	0.5	100
	20	35	11	10	26310	SN 21 E	NBR	160	0.5	134
	20	35	11	10	67802	SN 25 E	TPU	300	0.5	100
	20	35	11	10.7	27615	SNI 07 E STI	NBR	400	0.5	148
	20	35	11	10	171068	SNI 30 E	TPU	400	0.5	100
	20	35	11	10	80289	SNI 39 E	TPU	400	0.5	100
	20	35	13	12	14473	SN 25 E	TPU	300	0.5	100
	20	36	9	8	27103	SN 21 E	NBR	160	0.5	134
	20	36	9	8	168961	SN 25 E	TPU	300	0.5	100
	20	36	11	10	26311	SN 21 E	NBR	160	0.5	134
	20	36	11	10	150010	SN 25 E	TPU	300	0.5	100
	20	39	11	10.5	168991	SN 25 E	TPU	300	0.5	100
	20	40	11	10	27104	SN 21 E	NBR	160	0.5	134
	20	40	11	10	14676	SN 25 E	TPU	300	0.5	100
	20	40	13	12	26312	SN 21 E	NBR	160	0.5	134
	20	40	13	12	14475	SN 25 E	TPU	300	0.5	100
	20	43	13	12	73164	SN 25 E	TPU	300	0.5	100
	20.63	26.98	6.35	4.76	159106	SNI 39 E	TPU	400	0.5	100
20.63	26.98	7.14	6.35	159107	SNI 39 E	TPU	400	0.5	100	
20.63	28.57	6.35	4.76	57302	SNI 24 E	NBR	160	0.5	134	
20.63	34.92	12.7	11.7	65158	SN 05 E	NBR	200	0.5	148	
21	27	5	4	168355	SN 36 E	TPU	400	0.5	158	
21	37	13	12	14476	SN 25 E	TPU	300	0.5	100	
22	28	4.7		115220	SNI 43 E	PTFE	350	15	188	
22	28	5	4	14728	SN 25 E	TPU	300	0.5	100	
22	28	5.3	4.5	65485	SN 36 E	TPU	400	0.5	158	
22	28	5.5	5	168365	SN 36 E	TPU	400	0.5	158	
22	28	6.5	6.2	35114	SNI 07 E STI	NBR	400	0.5	148	
22	28	9	8	14677	SN 25 E	TPU	300	0.5	100	
22	28.2	4.8		90763	SNI 43 E	PTFE	350	15	188	
22	29	5.6	5	168367	SN 36 E	TPU	400	0.5	158	
22	29.3	3.2		77030	SPOR 30 Z	PTFE	400	15	166	

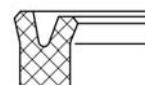


d	D	L	H	Item No.	Code	Mat.	max. Press. (bar)	max. Run. speed (m/s)	Page
22	29.3	3.2		76818	SPOR 31 E	PTFE	400	15	166
22	30	5	4	45725	SN 25 E	TPU	300	0.5	100
22	30	6	5	62472	SN 21 E	NBR	160	0.5	134
22	30	6	5	168900	SN 25 E	TPU	300	0.5	100
22	30	6.3	6.2	76395	SN 05 E	NBR	200	0.5	148
22	30	6.3	5.7	16029	SNI 30 E	TPU	400	0.5	100
22	30	6.3	5.7	152165	SNI 39 E	TPU	400	0.5	100
22	30	6.5	6.2	73819	SNI 07 E STI	NBR	400	0.5	148
22	30	6.5	5.5	21196	SNI 24 E	NBR	160	0.5	134
22	30	7	6	83361	SN 21 E	NBR	160	0.5	134
22	30	7	6	14678	SN 25 E	TPU	300	0.5	100
22	30	7	6	22444	SN 36 E	TPU	400	0.5	158
22	30	7	6.7	171551	SNI 07 E STI	NBR	400	0.5	148
22	30	7	6	6294	SNI 39 E	TPU	400	0.5	100
22	30	7.5	7	14477	SN 25 E	TPU	300	0.5	100
22	30	8	7	22445	SN 36 E	TPU	400	0.5	158
22	30	8	7	117990	SNI 24 E	NBR	160	0.5	134
22	30	8	7	16197	SNI 30 E	TPU	400	0.5	100
22	30	8	7	124678	SNI 39 E	TPU	400	0.5	100
22	30	9	8	117377	SNI 30 E	TPU	400	0.5	100
22	30	11	10	14478	SN 25 E	TPU	300	0.5	100
22	32	6	5.7	173749	SN 05 E	NBR	200	0.5	148
22	32	6	5	170491	SN 21 E	NBR	160	0.5	134
22	32	6	5	56369	SN 25 E	TPU	300	0.5	100
22	32	7	6	27107	SN 21 E	NBR	160	0.5	134
22	32	7	6	123150	SNI 24 E	NBR	160	0.5	134
22	32	7	6	170887	SNI 39 E	TPU	400	0.5	100
22	32	8	7	90216	SN 21 E	NBR	160	0.5	134
22	32	8	7	117410	SN 25 E	TPU	300	0.5	100
22	32	8	7	22446	SN 36 E	TPU	400	0.5	158
22	32	8	7.2	16030	SNI 30 E	TPU	400	0.5	100
22	32	8	7.3	125065	SNI 39 E	TPU	400	0.5	100
22	32	8		144241	SNI 43 E	PTFE	350	15	188
22	32	9	8	26442	SN 21 E	NBR	160	0.5	134
22	32	9	8	14479	SN 25 E	TPU	300	0.5	100
22	32	9	8	22447	SN 36 E	TPU	400	0.5	158
22	32	9	8	15919	SNI 30 E	TPU	400	0.5	100
22	32	9	8	80261	SNI 39 E	TPU	400	0.5	100
22	32	10	9.7	35296	SN 05 E	NBR	200	0.5	148
22	32	10	9.7	171552	SNI 07 E STI	NBR	400	0.5	148
22	32	10	9	171069	SNI 30 E	TPU	400	0.5	100
22	32	11	10	14480	SN 25 E	TPU	300	0.5	100
22	32	11	10	171070	SNI 30 E	TPU	400	0.5	100
22	32.7	4.2		77029	SPOR 30 Z	PTFE	400	15	166
22	32.7	4.2		76817	SPOR 31 E	PTFE	400	15	166
22	34	7	6	60820	SN 21 E	NBR	160	0.5	134
22	34	7	6	67801	SN 25 E	TPU	300	0.5	100
22	34	8	7	162251	SN 25 E	TPU	300	0.5	100
22	34	9	8.7	62008	SNI 07 E STI	NBR	400	0.5	148
22	34	9.5	9.2	171553	SNI 07 E STI	NBR	400	0.5	148
22	34	11	10	26313	SN 21 E	NBR	160	0.5	134
22	35	6	5	67803	SN 25 E	TPU	300	0.5	100
22	35	9.5	9.2	60141	SN 05 E	NBR	200	0.5	148
22	35	10	9.7	171554	SNI 07 E STI	NBR	400	0.5	148
22	35	11	10	14481	SN 25 E	TPU	300	0.5	100

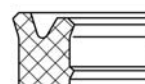
Dichtomatik Quickfinder
Rod seals



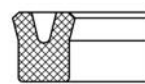
SN 25



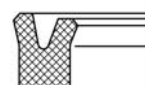
SNI 30



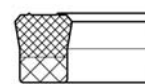
SNI 39



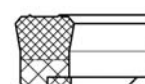
SN 21



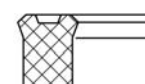
SNI 24



SN 05



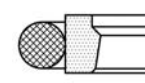
SNI 07



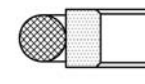
SN 36



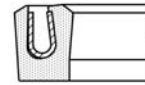
SNI 72



SPOR 31



SPOR 30



SNI 43



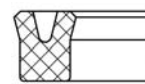
Dichtomatik Quickfinder
Rod seals

	d	D	L	H	Item No.	Code	Mat.	max. Press. (bar)	max. Run. speed (m/s)	Page
	22	35	11	10	125066	SNI 39 E	TPU	400	0.5	100
	22	35.5	11	10	72682	SN 25 E	TPU	300	0.5	100
	22	38	11	10	26314	SN 21 E	NBR	160	0.5	134
	22	40	11	10	67811	SN 25 E	TPU	300	0.5	100
	22	46	13	12	172857	SN 21 E	NBR	160	0.5	134
	22.22	28.57	6.35	4.76	159108	SNI 39 E	TPU	400	0.5	100
	22.22	28.57	7.14	6.35	159109	SNI 39 E	TPU	400	0.5	100
	22.22	31.75	6.35	4.76	172888	SNI 24 E	NBR	160	0.5	134
	22.4	30	6	5	143929	SN 21 E	NBR	160	0.5	134
	23	30.3	3.2		172391	SPOR 31 E	PTFE	400	15	166
	23	31	6.5	5.5	144302	SNI 24 E	NBR	160	0.5	134
	23	35	11	10	125067	SNI 39 E	TPU	400	0.5	100
	23	40	19	18	89360	SNI 30 E	TPU	400	0.5	100
	23.8	30.6	3.6		129803	SNI 43 E	PTFE	350	15	188
	23.81	36.51	7.14	6.35	172889	SNI 24 E	NBR	160	0.5	134
	24	30	9	8	80619	SN 36 E	TPU	400	0.5	158
	24	31.3	3.2		85886	SPOR 30 Z	PTFE	400	15	166
	24	32	4.5	4	60816	SN 21 E	NBR	160	0.5	134
	24	32	5	4	168922	SN 25 E	TPU	300	0.5	100
	24	32	6.5	5.5	83998	SNI 24 E	NBR	160	0.5	134
	24	32	7	6	80620	SN 36 E	TPU	400	0.5	158
	24	32	7.5	7	14679	SN 25 E	TPU	300	0.5	100
	24	32	8	7.5	168925	SN 25 E	TPU	300	0.5	100
	24	34	6	5	27112	SN 21 E	NBR	160	0.5	134
	24	34	6.5	6	168389	SN 36 E	TPU	400	0.5	158
	24	34	8	7.2	171071	SNI 30 E	TPU	400	0.5	100
	24	34	9.5	8.5	171072	SNI 30 E	TPU	400	0.5	100
	24	34.7	4.2		150789	SPOR 30 Z	PTFE	400	15	166
	24	34.7	4.2		84372	SPOR 31 E	PTFE	400	15	166
	24	40	9	8	62697	SN 21 E	NBR	160	0.5	134
	24	40	9	8	14482	SN 25 E	TPU	300	0.5	100
	24	40	11	10	16424	SN 21 E	NBR	160	0.5	134
	25	31.2	4.8		115115	SNI 43 E	PTFE	350	15	188
	25	31.2	5.7		46018	SNI 43 E	PTFE	350	15	188
	25	32	4.5	4	150003	SN 21 E	NBR	160	0.5	134
	25	32	5	4	78775	SN 25 E	TPU	300	0.5	100
	25	32	5	4	168384	SN 36 E	TPU	400	0.5	158
	25	32	6		61997	SN 05 E	NBR	200	0.5	148
	25	32	7	6	120820	SNI 24 E	NBR	160	0.5	134
	25	32	7	6	83381	SNI 30 E	TPU	400	0.5	100
	25	32	8	7	27113	SN 21 E	NBR	160	0.5	134
	25	32	11	10	89163	SNI 39 E	TPU	400	0.5	100
	25	32.3	3.2		77032	SPOR 30 Z	PTFE	400	15	166
	25	32.3	3.2		72483	SPOR 31 E	PTFE	400	15	166
	25	32.5	3.2		114981	SPOR 31 E	PTFE	400	15	166
25	33	5	4	60819	SN 21 E	NBR	160	0.5	134	
25	33	5	4	29538	SN 25 E	TPU	300	0.5	100	
25	33	6		24782	SN 05 E	NBR	200	0.5	148	
25	33	6	5	59370	SN 21 E	NBR	160	0.5	134	
25	33	6	5	66276	SN 25 E	TPU	300	0.5	100	
25	33	6	5.7	35266	SNI 07 E STI	NBR	400	0.5	148	
25	33	6.3	5.8	22448	SN 36 E	TPU	400	0.5	158	
25	33	6.3	5.7	16033	SNI 30 E	TPU	400	0.5	100	
25	33	6.3	4.8	170890	SNI 39 E	TPU	400	0.5	100	
25	33	6.4	6.1	171441	SNI 07 E STI	NBR	400	0.5	148	

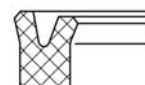


d	D	L	H	Item No.	Code	Mat.	max. Press. (bar)	max. Run. speed (m/s)	Page
25	33	6.5	5.5	29125	SNI 24 E	NBR	160	0.5	134
25	33	6.5	5.5	80920	SNI 39 E	TPU	400	0.5	100
25	33	7	6	80621	SN 36 E	TPU	400	0.5	158
25	33	7	6.2	16177	SNI 30 E	TPU	400	0.5	100
25	33	7.3	6.5	22679	SNI 30 E	TPU	400	0.5	100
25	33	7.3	6.5	68112	SNI 39 E	TPU	400	0.5	100
25	33	7.5	7	14483	SN 25 E	TPU	300	0.5	100
25	33	7.5	7	170889	SNI 39 E	TPU	400	0.5	100
25	33	8	7	37394	SN 21 E	NBR	160	0.5	134
25	33	8	7.2	16034	SNI 30 E	TPU	400	0.5	100
25	33	8	7.3	170888	SNI 39 E	TPU	400	0.5	100
25	33	8.5	7.5	107843	SNI 24 E	NBR	160	0.5	134
25	33	9	8	79724	SN 25 E	TPU	300	0.5	100
25	33	9	8	22449	SN 36 E	TPU	400	0.5	158
25	33	9	8	80843	SNI 30 E	TPU	400	0.5	100
25	33	9.5	8.5	121570	SNI 24 E	NBR	160	0.5	134
25	33	11	10	117955	SNI 24 E	NBR	160	0.5	134
25	33	11	10	16035	SNI 30 E	TPU	400	0.5	100
25	33	11	10	80380	SNI 39 E	TPU	400	0.5	100
25	34	8	7	127178	SN 25 E	TPU	300	0.5	100
25	35	5.5	5	14644	SN 25 E	TPU	300	0.5	100
25	35	6	5	60941	SN 21 E	NBR	160	0.5	134
25	35	6	5	168391	SN 36 E	TPU	400	0.5	158
25	35	7	6	62701	SN 21 E	NBR	160	0.5	134
25	35	7	6	27567	SN 25 E	TPU	300	0.5	100
25	35	7	6	90260	SNI 24 E	NBR	160	0.5	134
25	35	8	7	90217	SN 21 E	NBR	160	0.5	134
25	35	8	7	117411	SN 25 E	TPU	300	0.5	100
25	35	8	7	168393	SN 36 E	TPU	400	0.5	158
25	35	8	7.7	35116	SNI 07 E STI	NBR	400	0.5	148
25	35	8	7	23006	SNI 24 E	NBR	160	0.5	134
25	35	8	7.2	16036	SNI 30 E	TPU	400	0.5	100
25	35	8	7.3	125068	SNI 39 E	TPU	400	0.5	100
25	35	8	7	80290	SNI 39 E	TPU	400	0.5	100
25	35	8.5	8.2	285	SN 05 E	NBR	200	0.5	148
25	35	8.5	7.5	121572	SNI 24 E	NBR	160	0.5	134
25	35	9	8	27114	SN 21 E	NBR	160	0.5	134
25	35	9	8	14484	SN 25 E	TPU	300	0.5	100
25	35	9	8	168395	SN 36 E	TPU	400	0.5	158
25	35	9	8.7	171442	SNI 07 E STI	NBR	400	0.5	148
25	35	9	8	123151	SNI 24 E	NBR	160	0.5	134
25	35	9	8	15922	SNI 30 E	TPU	400	0.5	100
25	35	9	8	89164	SNI 39 E	TPU	400	0.5	100
25	35	10	9	168397	SN 36 E	TPU	400	0.5	158
25	35	11	10	14485	SN 25 E	TPU	300	0.5	100
25	35	11	10	168399	SN 36 E	TPU	400	0.5	158
25	35	11	10	15923	SNI 30 E	TPU	400	0.5	100
25	35	11	10	80291	SNI 39 E	TPU	400	0.5	100
25	35.7	4.2		77031	SPOR 30 Z	PTFE	400	15	166
25	35.7	4.2		75942	SPOR 31 E	PTFE	400	15	166
25	36	6	5	168401	SN 36 E	TPU	400	0.5	158
25	37	7	6	117991	SNI 24 E	NBR	160	0.5	134
25	37	8	7	90218	SN 21 E	NBR	160	0.5	134
25	37	8	7	168972	SN 25 E	TPU	300	0.5	100
25	38	8	7	122355	SN 21 E	NBR	160	0.5	134

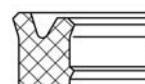
Dichtomatik Quickfinder
Rod seals



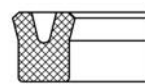
SN 25



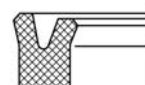
SNI 30



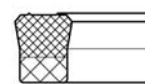
SNI 39



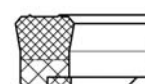
SN 21



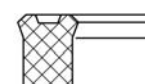
SNI 24



SN 05



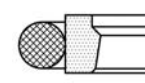
SNI 07



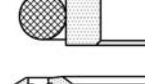
SN 36



SNI 72



SPOR 31



SPOR 30



SNI 43



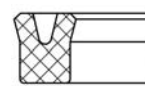
Dichtomatik Quickfinder
Rod seals

	d	D	L	H	Item No.	Code	Mat.	max. Press. (bar)	max. Run. speed (m/s)	Page
	25	38	9.5	9.2	25394	SNI 07 E STI	NBR	400	0.5	148
	25	38	10	9	123341	SN 21 E	NBR	160	0.5	134
	25	38	10	9.7	171443	SNI 07 E STI	NBR	400	0.5	148
	25	38	10	9	171073	SNI 30 E	TPU	400	0.5	100
	25	38	10.5	9.5	88170	SN 25 E	TPU	300	0.5	100
	25	38	11	10	14486	SN 25 E	TPU	300	0.5	100
	25	38	11	10	168405	SN 36 E	TPU	400	0.5	158
	25	40	8.5	7.5	60951	SN 21 E	NBR	160	0.5	134
	25	40	11	10	21343	SN 21 E	NBR	160	0.5	134
	25	40	11	10	14487	SN 25 E	TPU	300	0.5	100
	25	40	11	10	117992	SNI 24 E	NBR	160	0.5	134
	25	40	11	10	15924	SNI 30 E	TPU	400	0.5	100
	25	40	11	10	80296	SNI 39 E	TPU	400	0.5	100
	25	40	12	11	37380	SN 21 E	NBR	160	0.5	134
	25	42	8	7	78225	SN 25 E	TPU	300	0.5	100
	25	42	9	8	27117	SN 21 E	NBR	160	0.5	134
	25	44	12	11.7	60144	SN 05 E	NBR	200	0.5	148
	25	45	11	10	27118	SN 21 E	NBR	160	0.5	134
	25	45	11	10	169048	SN 25 E	TPU	300	0.5	100
	25	45	13	12	26315	SN 21 E	NBR	160	0.5	134
	25.4	45	13	12	80315	SNI 39 E	TPU	400	0.5	100
	25.4	31.75	4.76	4.46	38173	SN 05 E	NBR	200	0.5	148
	25.4	31.75	4.76	4.46	35115	SNI 07 E STI	NBR	400	0.5	148
	25.4	31.75	6.35	4.76	66811	SN 25 E	TPU	300	0.5	100
	25.4	31.75	6.35	4.76	159110	SNI 39 E	TPU	400	0.5	100
	25.4	31.75	7.14	6.35	159111	SNI 39 E	TPU	400	0.5	100
	25.4	34.92	6.35	6	25679	SN 05 E	NBR	200	0.5	148
	25.4	34.92	6.35	6.05	35117	SNI 07 E STI	NBR	400	0.5	148
	25.4	34.92	7.14	6.35	159112	SNI 39 E	TPU	400	0.5	100
	25.4	34.92	8.72	7.93	46579	SN 25 E	TPU	300	0.5	100
	25.4	34.92	8.72	7.93	159113	SNI 39 E	TPU	400	0.5	100
	25.4	38.1	7.14	6.35	66815	SN 25 E	TPU	300	0.5	100
	25.4	38.1	7.14	6.35	168347	SN 36 E	TPU	400	0.5	158
	25.4	38.1	7.14	6.35	22201	SNI 24 E	NBR	160	0.5	134
	25.4	38.1	9.52	8.73	24444	SN 05 E	NBR	200	0.5	148
	25.4	38.1	10	9.7	171444	SNI 07 E STI	NBR	400	0.5	148
	25.4	38.1	10.31	9.52	159114	SNI 39 E	TPU	400	0.5	100
	25.4	38.1	11.11	10.81	35121	SNI 07 E STI	NBR	400	0.5	148
	25.4	41.27	11.11	10.31	35123	SN 05 E	NBR	200	0.5	148
	26	32	7	6	78763	SNI 24 E	NBR	160	0.5	134
	26	33.5	3.2		74972	SPOR 30 Z	PTFE	400	15	166
	26	36.7	4.2		28094	SPOR 31 E	PTFE	400	15	166
	26	38	7	6	60948	SN 21 E	NBR	160	0.5	134
	26	38	9	8	77386	SN 25 E	TPU	300	0.5	100
	26	40	9.5	9.2	62028	SN 05 E	NBR	200	0.5	148
	26	42	9	8	46982	SN 21 E	NBR	160	0.5	134
	26	47	13	12	14489	SN 25 E	TPU	300	0.5	100
	26.98	33.34	6.35	4.76	159115	SNI 39 E	TPU	400	0.5	100
	26.99	36.51	7.14	6.35	61521	SNI 24 E	NBR	160	0.5	134
	27	34	8	7	110310	SN 25 E	TPU	300	0.5	100
	27	35	4.5	4	60942	SN 21 E	NBR	160	0.5	134
	27	35	4.5	4	117413	SN 25 E	TPU	300	0.5	100
	27	36	7	6	14490	SN 25 E	TPU	300	0.5	100
	27	37.7	4.2		81649	SPOR 30 Z	PTFE	400	15	166
	27	38	7	6	90219	SN 21 E	NBR	160	0.5	134

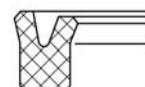


d	D	L	H	Item No.	Code	Mat.	max. Press. (bar)	max. Run. speed (m/s)	Page
27	38	7	6	168979	SN 25 E	TPU	300	0.5	100
27	42	11	10	27122	SN 21 E	NBR	160	0.5	134
28	34	5.7		117136	SNI 43 E	PTFE	350	15	188
28	34.2	4.8		110481	SNI 43 E	PTFE	350	15	188
28	34.2	5.7		118338	SNI 43 E	PTFE	350	15	188
28	35	5.5	5	14680	SN 25 E	TPU	300	0.5	100
28	35	7	6	117769	SN 21 E	NBR	160	0.5	134
28	35.3	3.2		78214	SPOR 30 Z	PTFE	400	15	166
28	35.3	3.2		76819	SPOR 31 E	PTFE	400	15	166
28	35.5	6	5	62716	SN 21 E	NBR	160	0.5	134
28	35.5	6	5	66291	SN 25 E	TPU	300	0.5	100
28	36	5	4	172859	SN 21 E	NBR	160	0.5	134
28	36	5	4	29540	SN 25 E	TPU	300	0.5	100
28	36	6	5	62717	SN 21 E	NBR	160	0.5	134
28	36	6	5	14491	SN 25 E	TPU	300	0.5	100
28	36	6.3	6	38412	SN 05 E	NBR	200	0.5	148
28	36	6.3	5.8	22453	SN 36 E	TPU	400	0.5	158
28	36	6.3	5.7	16037	SNI 30 E	TPU	400	0.5	100
28	36	6.4	6.1	171445	SNI 07 E STI	NBR	400	0.5	148
28	36	6.5	5.5	61522	SNI 24 E	NBR	160	0.5	134
28	36	6.7	5.7	27438	SNI 24 E	NBR	160	0.5	134
28	36	7	6	90280	SN 21 E	NBR	160	0.5	134
28	36	7	6	168968	SN 25 E	TPU	300	0.5	100
28	36	7.5	6.5	14681	SN 25 E	TPU	300	0.5	100
28	36	8	7.3	125069	SNI 39 E	TPU	400	0.5	100
28	36	8	7	80295	SNI 39 E	TPU	400	0.5	100
28	36	9	8	22454	SN 36 E	TPU	400	0.5	158
28	38	6	5	170493	SN 21 E	NBR	160	0.5	134
28	38	8	7	168407	SN 36 E	TPU	400	0.5	158
28	38	8	7.7	35119	SNI 07 E STI	NBR	400	0.5	148
28	38	8	7	35202	SNI 24 E	NBR	160	0.5	134
28	38	8	7.2	16038	SNI 30 E	TPU	400	0.5	100
28	38	8	7.3	125070	SNI 39 E	TPU	400	0.5	100
28	38	9	8	62720	SN 21 E	NBR	160	0.5	134
28	38	9	8	14492	SN 25 E	TPU	300	0.5	100
28	38	9	8	90261	SNI 24 E	NBR	160	0.5	134
28	38	9	8	15925	SNI 30 E	TPU	400	0.5	100
28	38	11	10	62722	SN 21 E	NBR	160	0.5	134
28	38	11	10	14682	SN 25 E	TPU	300	0.5	100
28	38	11	10	171074	SNI 30 E	TPU	400	0.5	100
28	38	11	10	80293	SNI 39 E	TPU	400	0.5	100
28	38.7	4.2		81307	SPOR 30 Z	PTFE	400	15	166
28	38.7	4.2		76631	SPOR 31 E	PTFE	400	15	166
28	39	8.3	7.25	73204	SN 25 E	TPU	300	0.5	100
28	40	7	6	172862	SN 21 E	NBR	160	0.5	134
28	40	7	6	130050	SN 25 E	TPU	300	0.5	100
28	40	9	8	67812	SN 25 E	TPU	300	0.5	100
28	40	9	8.7	62009	SNI 07 E STI	NBR	400	0.5	148
28	40	9.5	9.2	171446	SNI 07 E STI	NBR	400	0.5	148
28	40	9.5	8.5	171075	SNI 30 E	TPU	400	0.5	100
28	40	11	10	62724	SN 21 E	NBR	160	0.5	134
28	40	11	10	14493	SN 25 E	TPU	300	0.5	100
28	40	11	10	80848	SNI 30 E	TPU	400	0.5	100
28	41	10	9.7	171447	SNI 07 E STI	NBR	400	0.5	148
28	43	11	10	27124	SN 21 E	NBR	160	0.5	134

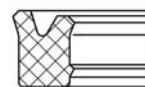
Dichtomatik Quickfinder
Rod seals



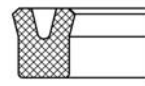
SN 25



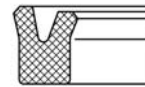
SNI 30



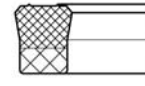
SNI 39



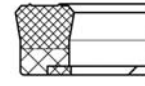
SN 21



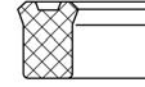
SNI 24



SN 05



SNI 07



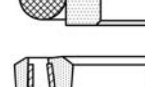
SN 36



SNI 72



SPOR 31



SPOR 30



SNI 43



Dichtomatik Quickfinder
Rod seals

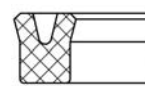
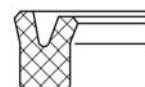
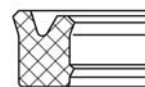
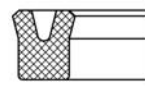
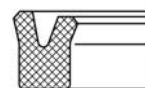
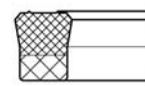
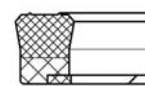
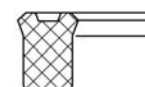
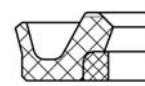
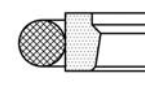
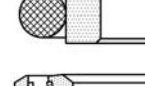
	d	D	L	H	Item No.	Code	Mat.	max. Press. (bar)	max. Run. speed (m/s)	Page
	28	43	11	10	169037	SN 25 E	TPU	300	0.5	100
	28	43	12.5	11.5	16040	SNI 30 E	TPU	400	0.5	100
	28	43	12.5	11.5	125072	SNI 39 E	TPU	400	0.5	100
	28	44	9	8	14494	SN 25 E	TPU	300	0.5	100
	28	46	11	10	69341	SN 25 E	TPU	300	0.5	100
	28	48	11	10	27125	SN 21 E	NBR	160	0.5	134
	28	48	13	12	26316	SN 21 E	NBR	160	0.5	134
	28	48	19	18	89361	SNI 30 E	TPU	400	0.5	100
	28.57	34.92	4.76		35318	SN 05 E	NBR	200	0.5	148
	28.57	34.92	6.35	4.76	159116	SNI 39 E	TPU	400	0.5	100
	28.57	34.92	7.14	6.35	159117	SNI 39 E	TPU	400	0.5	100
	28.57	38.1	8.72	7.93	46850	SN 25 E	TPU	300	0.5	100
	28.57	38.1	8.72	7.93	159118	SNI 39 E	TPU	400	0.5	100
	28.57	39.68	9.25	8.95	171448	SNI 07 E STI	NBR	400	0.5	148
	28.57	41.27	7.14	6.35	159119	SNI 39 E	TPU	400	0.5	100
	28.57	41.27	8.72	7.93	16469	SNI 24 E	NBR	160	0.5	134
	28.57	41.27	9.52	8.73	65179	SN 05 E	NBR	200	0.5	148
	28.57	42.86	7.93		65188	SN 05 E	NBR	200	0.5	148
	28.57	44.45	11.11	10.81	35129	SNI 07 E STI	NBR	400	0.5	148
	29	35	6.3	4.8	171076	SNI 30 E	TPU	400	0.5	100
	30	36.2	4.8		110482	SNI 43 E	PTFE	350	15	188
	30	37	6.8	5.8	118407	SN 25 E	TPU	300	0.5	100
	30	37	7	6	14495	SN 25 E	TPU	300	0.5	100
	30	37	9	8	90321	SN 21 E	NBR	160	0.5	134
	30	37.3	3.2		77033	SPOR 30 Z	PTFE	400	15	166
	30	37.3	3.2		72486	SPOR 31 E	PTFE	400	15	166
	30	38	5	4	168983	SN 25 E	TPU	300	0.5	100
	30	38	6	5.7	286	SN 05 E	NBR	200	0.5	148
	30	38	6	5	67810	SN 25 E	TPU	300	0.5	100
	30	38	6.3	5.8	168409	SN 36 E	TPU	400	0.5	158
	30	38	6.3	5.7	16041	SNI 30 E	TPU	400	0.5	100
	30	38	6.3	4.8	170891	SNI 39 E	TPU	400	0.5	100
	30	38	6.5	6	14683	SN 25 E	TPU	300	0.5	100
	30	38	6.5	6.2	35120	SNI 07 E STI	NBR	400	0.5	148
	30	38	6.5	5.5	148953	SNI 24 E	NBR	160	0.5	134
	30	38	7	6.7	55903	SN 05 E	NBR	200	0.5	148
	30	38	8	7	14496	SN 25 E	TPU	300	0.5	100
	30	38	9	8	22457	SN 36 E	TPU	400	0.5	158
	30	38	9	8	16179	SNI 30 E	TPU	400	0.5	100
	30	40	5.5	5	14684	SN 25 E	TPU	300	0.5	100
	30	40	6	5	60953	SN 21 E	NBR	160	0.5	134
	30	40	6.3	5.7	171077	SNI 30 E	TPU	400	0.5	100
	30	40	6.5	5.5	66298	SN 25 E	TPU	300	0.5	100
	30	40	7	6.7	24785	SN 05 E	NBR	200	0.5	148
	30	40	7	6	62735	SN 21 E	NBR	160	0.5	134
	30	40	7	6	66299	SN 25 E	TPU	300	0.5	100
	30	40	7	6.7	27610	SNI 07 E STI	NBR	400	0.5	148
	30	40	7.5	7.2	150161	SN 05 E	NBR	200	0.5	148
	30	40	7.5	6.5	67817	SN 25 E	TPU	300	0.5	100
	30	40	7.5	7.2	171450	SNI 07 E STI	NBR	400	0.5	148
	30	40	7.5	7	170892	SNI 39 E	TPU	400	0.5	100
	30	40	8	7	90220	SN 21 E	NBR	160	0.5	134
	30	40	8	7	79728	SN 25 E	TPU	300	0.5	100
	30	40	8	7	22458	SN 36 E	TPU	400	0.5	158
	30	40	8	7	37396	SNI 24 E	NBR	160	0.5	134



d	D	L	H	Item No.	Code	Mat.	max. Press. (bar)	max. Run. speed (m/s)	Page
30	40	8	7	80230	SNI 30 E	TPU	400	0.5	100
30	40	8	7.3	68114	SNI 39 E	TPU	400	0.5	100
30	40	8.2	7.2	16043	SNI 30 E	TPU	400	0.5	100
30	40	9	8	7162	SN 25 E	TPU	300	0.5	100
30	40	10	9.7	61303	SNI 07 E STI	NBR	400	0.5	148
30	40	10.5	10.2	171525	SNI 07 E STI	NBR	400	0.5	148
30	40	10.5	9.5	171078	SNI 30 E	TPU	400	0.5	100
30	40	11	10	27127	SN 21 E	NBR	160	0.5	134
30	40	11	10	14413	SN 25 E	TPU	300	0.5	100
30	40	11	10	168414	SN 36 E	TPU	400	0.5	158
30	40	11	10	15927	SNI 30 E	TPU	400	0.5	100
30	40	11	10	80297	SNI 39 E	TPU	400	0.5	100
30	40	12.5	11.5	35063	SN 21 E	NBR	160	0.5	134
30	40.7	4.2		76042	SPOR 30 Z	PTFE	400	15	166
30	40.7	4.2		76636	SPOR 31 E	PTFE	400	15	166
30	42	9.5	8.5	83051	SNI 24 E	NBR	160	0.5	134
30	42	10	9	14685	SN 25 E	TPU	300	0.5	100
30	42	10	9.7	62068	SNI 07 E STI	NBR	400	0.5	148
30	42	11	10	25399	SN 21 E	NBR	160	0.5	134
30	42	11	10	14423	SN 25 E	TPU	300	0.5	100
30	43	10	9	171079	SNI 30 E	TPU	400	0.5	100
30	45	9	8.7	171451	SNI 07 E STI	NBR	400	0.5	148
30	45	9	8	171080	SNI 30 E	TPU	400	0.5	100
30	45	10	9	66303	SN 25 E	TPU	300	0.5	100
30	45	10.5	10.2	24786	SN 05 E	NBR	200	0.5	148
30	45	11	10	16425	SN 21 E	NBR	160	0.5	134
30	45	11	10	14497	SN 25 E	TPU	300	0.5	100
30	45	11	10	15910	SNI 30 E	TPU	400	0.5	100
30	45	11	10	80298	SNI 39 E	TPU	400	0.5	100
30	46	11	10	25960	SN 25 E	TPU	300	0.5	100
30	50	11	10	26988	SN 21 E	NBR	160	0.5	134
30	50	11	10	14498	SN 25 E	TPU	300	0.5	100
30	50	13	12	16426	SN 21 E	NBR	160	0.5	134
30	50	13	12	14499	SN 25 E	TPU	300	0.5	100
30	50	13	12	125073	SNI 39 E	TPU	400	0.5	100
30	50	14	13.7	68994	SNI 07 E STI	NBR	400	0.5	148
30	50	14.5	14.2	171452	SNI 07 E STI	NBR	400	0.5	148
30	50	16	15	80146	SNI 30 E	TPU	400	0.5	100
30	55	13	12	89875	SN 21 E	NBR	160	0.5	134
30.16	38.1	7.14	6.35	172890	SNI 24 E	NBR	160	0.5	134
30.16	39.68	7.14	6.35	159120	SNI 39 E	TPU	400	0.5	100
30.16	42.86	7.93		35320	SN 05 E	NBR	200	0.5	148
30.16	42.86	9.52	8.73	65190	SN 05 E	NBR	200	0.5	148
30.95	45.24	11.5	10.31	150523	SNI 30 E	TPU	400	0.5	100
31	41.7	4.2		125456	SPOR 31 E	PTFE	400	15	166
31.5	41	6	5.3	79356	SN 21 E	NBR	160	0.5	134
31.5	41.5	7	6	26209	SN 21 E	NBR	160	0.5	134
31.75	38.1	4.76		65169	SN 05 E	NBR	200	0.5	148
31.75	38.1	6.35	6.05	35122	SNI 07 E STI	NBR	400	0.5	148
31.75	38.1	7.14	6.35	159121	SNI 39 E	TPU	400	0.5	100
31.75	38.1	8.58	6.98	36702	SNI 24 E	NBR	160	0.5	134
31.75	41.27	6.35	4.76	159122	SNI 39 E	TPU	400	0.5	100
31.75	41.27	7.14	6.84	25389	SN 05 E	NBR	200	0.5	148
31.75	41.27	7.14	6.84	35126	SNI 07 E STI	NBR	400	0.5	148
31.75	41.27	7.14	6.35	159123	SNI 39 E	TPU	400	0.5	100

Dichtomatik Quickfinder

Rod seals

**SN 25****SNI 30****SNI 39****SN 21****SNI 24****SN 05****SNI 07****SN 36****SNI 72****SPOR 31****SPOR 30****SNI 43**



Dichtomatik Quickfinder

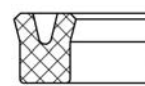
Rod seals

	d	D	L	H	Item No.	Code	Mat.	max. Press. (bar)	max. Run. speed (m/s)	Page
	31.75	41.27	8.72	7.93	159124	SNI 39 E	TPU	400	0.5	100
	31.75	44.45	7.14	6.35	168378	SN 36 E	TPU	400	0.5	158
	31.75	44.45	7.14	6.35	172891	SNI 24 E	NBR	160	0.5	134
	31.75	44.45	7.14	6.35	159125	SNI 39 E	TPU	400	0.5	100
	31.75	44.45	10.31	9.52	36718	SN 25 E	TPU	300	0.5	100
	31.75	44.45	10.31	9.52	159126	SNI 39 E	TPU	400	0.5	100
	31.75	47.62	7.93		41556	SN 05 E	NBR	200	0.5	148
	31.75	47.62	11.11	10.31	26376	SN 05 E	NBR	200	0.5	148
	31.75	47.62	11.6	11.3	171453	SNI 07 E STI	NBR	400	0.5	148
	31.75	47.62	12.7	11.7	65202	SN 05 E	NBR	200	0.5	148
	32	38.2	4.8		110483	SNI 43 E	PTFE	350	15	188
	32	39.3	3.2		77034	SPOR 30 Z	PTFE	400	15	166
	32	39.3	3.2		76509	SPOR 31 E	PTFE	400	15	166
	32	40	4.5	4	60954	SN 21 E	NBR	160	0.5	134
	32	40	5	4	71679	SN 25 E	TPU	300	0.5	100
	32	40	5.5	5.2	173753	SN 05 E	NBR	200	0.5	148
	32	40	6	5.7	173755	SN 05 E	NBR	200	0.5	148
	32	40	6	5	34798	SN 21 E	NBR	160	0.5	134
	32	40	6	5	117417	SN 25 E	TPU	300	0.5	100
	32	40	6.3	5.8	168416	SN 36 E	TPU	400	0.5	158
	32	40	6.3	5.7	16047	SNI 30 E	TPU	400	0.5	100
	32	40	6.5	5.5	14686	SN 25 E	TPU	300	0.5	100
	32	40	7	6	66311	SN 25 E	TPU	300	0.5	100
	32	40	7	6	80624	SN 36 E	TPU	400	0.5	158
	32	40	7.5	6.7	68115	SNI 39 E	TPU	400	0.5	100
	32	40	7.7	7.2	170893	SNI 39 E	TPU	400	0.5	100
	32	40	8	7	62750	SN 21 E	NBR	160	0.5	134
	32	40	8	7	14500	SN 25 E	TPU	300	0.5	100
	32	40	8.5	8.2	68995	SNI 07 E STI	NBR	400	0.5	148
	32	40	9	8.6	24787	SN 05 E	NBR	200	0.5	148
	32	40	9	8	27395	SN 21 E	NBR	160	0.5	134
	32	40	9	8	14501	SN 25 E	TPU	300	0.5	100
	32	40	9	8	22461	SN 36 E	TPU	400	0.5	158
	32	40	9	8.7	171454	SNI 07 E STI	NBR	400	0.5	148
	32	40	9	8	16048	SNI 30 E	TPU	400	0.5	100
	32	40	9	8	80299	SNI 39 E	TPU	400	0.5	100
	32	40	11	10	79729	SN 25 E	TPU	300	0.5	100
	32	41.5	8.9	7.9	68116	SNI 39 E	TPU	400	0.5	100
	32	42	7	6	90221	SN 21 E	NBR	160	0.5	134
	32	42	7	6	117418	SN 25 E	TPU	300	0.5	100
	32	42	8	7	168421	SN 36 E	TPU	400	0.5	158
	32	42	8	7.7	62069	SNI 07 E STI	NBR	400	0.5	148
	32	42	8	7	61523	SNI 24 E	NBR	160	0.5	134
	32	42	8	7.2	16049	SNI 30 E	TPU	400	0.5	100
	32	42	8	7	90530	SNI 30 E	TPU	400	0.5	100
	32	42	8	7.3	125074	SNI 39 E	TPU	400	0.5	100
32	42	9	8	24314	SN 36 E	TPU	400	0.5	158	
32	42	9	8	80849	SNI 30 E	TPU	400	0.5	100	
32	42	11	10	14502	SN 25 E	TPU	300	0.5	100	
32	42	11	10	168424	SN 36 E	TPU	400	0.5	158	
32	42	11	10.7	171455	SNI 07 E STI	NBR	400	0.5	148	
32	42	11	10	15929	SNI 30 E	TPU	400	0.5	100	
32	42	11	10	80303	SNI 39 E	TPU	400	0.5	100	
32	42.53	9	8.5	171081	SNI 30 E	TPU	400	0.5	100	
32	42.7	4.2		76043	SPOR 30 Z	PTFE	400	15	166	

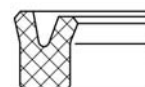


d	D	L	H	Item No.	Code	Mat.	max. Press. (bar)	max. Run. speed (m/s)	Page
32	42.7	4.2		75941	SPOR 31 E	PTFE	400	15	166
32	43	4.2		114984	SPOR 31 E	PTFE	400	15	166
32	44	7	6	61040	SN 21 E	NBR	160	0.5	134
32	45	9.5	9.2	38179	SNI 07 E STI	NBR	400	0.5	148
32	45	10	9.7	171456	SNI 07 E STI	NBR	400	0.5	148
32	45	10.5	9.5	171082	SNI 30 E	TPU	400	0.5	100
32	45	11	10	20760	SN 21 E	NBR	160	0.5	134
32	45	11	10	14503	SN 25 E	TPU	300	0.5	100
32	45	11	10	74321	SNI 30 E	TPU	400	0.5	100
32	45	11	10	80304	SNI 39 E	TPU	400	0.5	100
32	47	11	10	27128	SN 21 E	NBR	160	0.5	134
32	47	11	10	36681	SN 25 E	TPU	300	0.5	100
32	47	11	10	15930	SNI 30 E	TPU	400	0.5	100
32	47	11	10	125075	SNI 39 E	TPU	400	0.5	100
32	47	12.5	11.5	125076	SNI 39 E	TPU	400	0.5	100
32	48	8	7	78226	SN 25 E	TPU	300	0.5	100
32	48	9	8	59504	SNI 24 E	NBR	160	0.5	134
32	50	11	10	67815	SN 25 E	TPU	300	0.5	100
32	50	13	12	26318	SN 21 E	NBR	160	0.5	134
32	50	13	12	24850	SN 25 E	TPU	300	0.5	100
32	52	11	10	27306	SN 21 E	NBR	160	0.5	134
32	52	11	10	66315	SN 25 E	TPU	300	0.5	100
33	43	7	6	46989	SN 21 E	NBR	160	0.5	134
33	43	11	10	35982	SN 25 E	TPU	300	0.5	100
33	43	11	10	171083	SNI 30 E	TPU	400	0.5	100
33.33	40.64	6.35	4.76	172991	SNI 24 E	NBR	160	0.5	134
34	40.2	5.7		86283	SNI 43 E	PTFE	350	15	188
34	44	6	5	61041	SN 21 E	NBR	160	0.5	134
34	44	8	7	90017	SNI 24 E	NBR	160	0.5	134
34	44.7	4.2		127385	SPOR 31 E	PTFE	400	15	166
34	45	8	7	169053	SN 25 E	TPU	300	0.5	100
34	45	10	9	14688	SN 25 E	TPU	300	0.5	100
34	50	15	14	169084	SN 25 E	TPU	300	0.5	100
34.92	41.27	7.14	6.35	159127	SNI 39 E	TPU	400	0.5	100
34.92	44.45	6.35	4.76	159128	SNI 39 E	TPU	400	0.5	100
34.92	44.45	7.14	6.84	35503	SN 05 E	NBR	200	0.5	148
34.92	44.45	8.72	7.93	159129	SNI 39 E	TPU	400	0.5	100
34.92	47.62	10.31	9.52	159130	SNI 39 E	TPU	400	0.5	100
34.92	50.8	8.5	8.2	171457	SNI 07 E STI	NBR	400	0.5	148
34.92	50.8	8.72	7.93	172992	SNI 24 E	NBR	160	0.5	134
35	41.2	4.8		110484	SNI 43 E	PTFE	350	15	188
35	41.2	5.7		128140	SNI 43 E	PTFE	350	15	188
35	42.3	3.2		83406	SPOR 30 Z	PTFE	400	15	166
35	42.3	3.2		75303	SPOR 31 E	PTFE	400	15	166
35	43	6	5.7	34836	SN 05 E	NBR	200	0.5	148
35	43	6	5.7	74520	SNI 07 E STI	NBR	400	0.5	148
35	43	6.3	5.7	16052	SNI 30 E	TPU	400	0.5	100
35	43	7	6	79732	SN 25 E	TPU	300	0.5	100
35	43	7	6	22463	SN 36 E	TPU	400	0.5	158
35	43	8	7	14505	SN 25 E	TPU	300	0.5	100
35	43	8	7.2	170894	SNI 39 E	TPU	400	0.5	100
35	43	9	8	79733	SN 25 E	TPU	300	0.5	100
35	43	9	8	168427	SN 36 E	TPU	400	0.5	158
35	43	9	8	16180	SNI 30 E	TPU	400	0.5	100
35	44	8	7	117827	SN 21 E	NBR	160	0.5	134

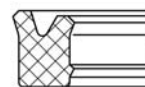
Dichtomatik Quickfinder
Rod seals



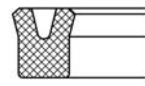
SN 25



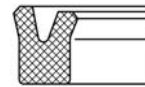
SNI 30



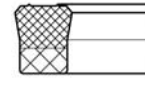
SNI 39



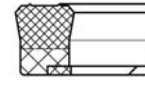
SN 21



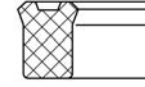
SNI 24



SN 05



SNI 07



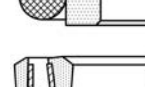
SN 36



SNI 72



SPOR 31



SPOR 30



SNI 43



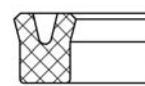
Dichtomatik Quickfinder
Rod seals

	d	D	L	H	Item No.	Code	Mat.	max. Press. (bar)	max. Run. speed (m/s)	Page
	35	45	6.5	6.2	24788	SN 05 E	NBR	200	0.5	148
	35	45	6.5	6.2	65249	SNI 07 E STI	NBR	400	0.5	148
	35	45	7	6	62765	SN 21 E	NBR	160	0.5	134
	35	45	7	6	66322	SN 25 E	TPU	300	0.5	100
	35	45	7	6	171084	SNI 30 E	TPU	400	0.5	100
	35	45	7.5	7.2	60146	SN 05 E	NBR	200	0.5	148
	35	45	7.5	7.2	77160	SNI 07 E STI	NBR	400	0.5	148
	35	45	8	7	22465	SN 36 E	TPU	400	0.5	158
	35	45	8	7	107844	SNI 24 E	NBR	160	0.5	134
	35	45	8	7.2	16053	SNI 30 E	TPU	400	0.5	100
	35	45	8	7	148964	SNI 30 E	TPU	400	0.5	100
	35	45	8	7	125077	SNI 39 E	TPU	400	0.5	100
	35	45	9	8	14639	SN 25 E	TPU	300	0.5	100
	35	45	9	8	117282	SNI 30 E	TPU	400	0.5	100
	35	45	9	8	89169	SNI 39 E	TPU	400	0.5	100
	35	45	10	9.7	73828	SNI 07 E STI	NBR	400	0.5	148
	35	45	10.5	10.2	171458	SNI 07 E STI	NBR	400	0.5	148
	35	45	11	10	27129	SN 21 E	NBR	160	0.5	134
	35	45	11	10	14506	SN 25 E	TPU	300	0.5	100
	35	45	11	10	168432	SN 36 E	TPU	400	0.5	158
	35	45	11	10	15979	SNI 30 E	TPU	400	0.5	100
	35	45	11	10	80305	SNI 39 E	TPU	400	0.5	100
	35	45	13.5	13	171085	SNI 30 E	TPU	400	0.5	100
	35	45.7	4.2		80154	SPOR 30 Z	PTFE	400	15	166
	35	45.7	4.2		76820	SPOR 31 E	PTFE	400	15	166
	35	46	9	8	171086	SNI 30 E	TPU	400	0.5	100
	35	46	10	9	171087	SNI 30 E	TPU	400	0.5	100
	35	47	7	6	61046	SN 21 E	NBR	160	0.5	134
	35	47	9	8.5	171088	SNI 30 E	TPU	400	0.5	100
	35	47	11	10	67813	SN 25 E	TPU	300	0.5	100
	35	48	11	10	14507	SN 25 E	TPU	300	0.5	100
	35	50	8	7	62770	SN 21 E	NBR	160	0.5	134
	35	50	8	7	24718	SN 25 E	TPU	300	0.5	100
	35	50	8.5	7.5	61049	SN 21 E	NBR	160	0.5	134
	35	50	9	8	67816	SN 25 E	TPU	300	0.5	100
	35	50	10.5	10.2	25693	SNI 07 E STI	NBR	400	0.5	148
	35	50	11	10	20891	SN 21 E	NBR	160	0.5	134
	35	50	11	10	14508	SN 25 E	TPU	300	0.5	100
	35	50	11	10	15981	SNI 30 E	TPU	400	0.5	100
	35	50	11	10	89170	SNI 39 E	TPU	400	0.5	100
	35	50	11.5	11.2	171459	SNI 07 E STI	NBR	400	0.5	148
	35	50	12	11.7	60148	SN 05 E	NBR	200	0.5	148
	35	52	13	12	26319	SN 21 E	NBR	160	0.5	134
	35	55	11	10	26320	SN 21 E	NBR	160	0.5	134
	35	55	11	10	14741	SN 25 E	TPU	300	0.5	100
	35	55	13	12	21979	SN 21 E	NBR	160	0.5	134
35	55	13	12	14509	SN 25 E	TPU	300	0.5	100	
35	55	13	12	171089	SNI 30 E	TPU	400	0.5	100	
35	60	13	12	27132	SN 21 E	NBR	160	0.5	134	
35.5	43.5	9	8	171034	SN 25 E	TPU	300	0.5	100	
35.5	45	6	5	79355	SN 21 E	NBR	160	0.5	134	
35.5	45	7	6	66330	SN 25 E	TPU	300	0.5	100	
36	42.2	4.8		110485	SNI 43 E	PTFE	350	15	188	
36	42.2	4.8		127284	SNI 43 E	PTFE	350	15	188	
36	43	6	5.7	62010	SNI 07 E STI	NBR	400	0.5	148	

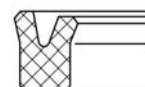


d	D	L	H	Item No.	Code	Mat.	max. Press. (bar)	max. Run. speed (m/s)	Page
36	43	6.5	6.2	171460	SNI 07 E STI	NBR	400	0.5	148
36	43.3	3.2		77036	SPOR 30 Z	PTFE	400	15	166
36	43.3	3.2		76822	SPOR 31 E	PTFE	400	15	166
36	44	5	4	62958	SN 25 E	TPU	300	0.5	100
36	44	6.3	6	289	SN 05 E	NBR	200	0.5	148
36	44	6.3	5.7	5016	SNI 30 E	TPU	400	0.5	100
36	44	6.4	6.1	171461	SNI 07 E STI	NBR	400	0.5	148
36	44	6.5	5.7	89985	SN 25 E	TPU	300	0.5	100
36	44	7	6	22467	SN 36 E	TPU	400	0.5	158
36	44	7	6.3	68118	SNI 39 E	TPU	400	0.5	100
36	44	9	8	22468	SN 36 E	TPU	400	0.5	158
36	44	9	8	80752	SNI 30 E	TPU	400	0.5	100
36	45	11	10	66331	SN 25 E	TPU	300	0.5	100
36	46	6	5	61045	SN 21 E	NBR	160	0.5	134
36	46	7.5	7	172993	SNI 24 E	NBR	160	0.5	134
36	46	8	7	62777	SN 21 E	NBR	160	0.5	134
36	46	8	7	14689	SN 25 E	TPU	300	0.5	100
36	46	8	7	168440	SN 36 E	TPU	400	0.5	158
36	46	8	7.7	38180	SNI 07 E STI	NBR	400	0.5	148
36	46	8	7	61526	SNI 24 E	NBR	160	0.5	134
36	46	8	7.2	16058	SNI 30 E	TPU	400	0.5	100
36	46	8	7.3	125078	SNI 39 E	TPU	400	0.5	100
36	46	8	7	76441	SNI 39 E	TPU	400	0.5	100
36	46	8.5	8.2	171462	SNI 07 E STI	NBR	400	0.5	148
36	46	8.5	7.5	80308	SNI 39 E	TPU	400	0.5	100
36	46	11	10	36438	SN 25 E	TPU	300	0.5	100
36	46	11	10	168442	SN 36 E	TPU	400	0.5	158
36	46	11	10	15931	SNI 30 E	TPU	400	0.5	100
36	46	11	10	81952	SNI 39 E	TPU	400	0.5	100
36	46.7	4.2		77035	SPOR 30 Z	PTFE	400	15	166
36	46.7	4.2		76821	SPOR 31 E	PTFE	400	15	166
36	47	4.2		114985	SPOR 31 E	PTFE	400	15	166
36	48	7	6	61047	SN 21 E	NBR	160	0.5	134
36	48	8	7.5	171098	SNI 30 E	TPU	400	0.5	100
36	48	9	8.7	26291	SNI 07 E STI	NBR	400	0.5	148
36	48	9	8	16059	SNI 30 E	TPU	400	0.5	100
36	48	9.5	9.2	171463	SNI 07 E STI	NBR	400	0.5	148
36	48	12	11.7	171526	SNI 07 E STI	NBR	400	0.5	148
36	50	9	8	90222	SN 21 E	NBR	160	0.5	134
36	50	9	8	169090	SN 25 E	TPU	300	0.5	100
36	50	11	10	7553	SN 25 E	TPU	300	0.5	100
36	51	8.1	7.1	59497	SN 21 E	NBR	160	0.5	134
36	51	11	10	27133	SN 21 E	NBR	160	0.5	134
36	51	11	10	117395	SN 25 E	TPU	300	0.5	100
36	51	11	10	171099	SNI 30 E	TPU	400	0.5	100
36	51	11	10	80309	SNI 39 E	TPU	400	0.5	100
36	51	12.5	11.5	16060	SNI 30 E	TPU	400	0.5	100
36	52	11	10	27134	SN 21 E	NBR	160	0.5	134
36	52	12.5	11.5	131094	SNI 30 E	TPU	400	0.5	100
36	56	11	10	130051	SN 25 E	TPU	300	0.5	100
36	56	13	12	80306	SNI 39 E	TPU	400	0.5	100
36	70	11	10	14690	SN 25 E	TPU	300	0.5	100
36.51	46.04	8.72	7.93	159131	SNI 39 E	TPU	400	0.5	100
36.51	50.8	8.72	7.93	61527	SNI 24 E	NBR	160	0.5	134
37	45	6.3	5.7	171100	SNI 30 E	TPU	400	0.5	100

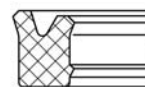
Dichtomatik Quickfinder
Rod seals



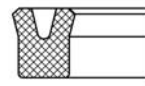
SN 25



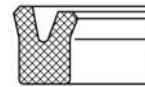
SNI 30



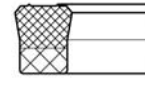
SNI 39



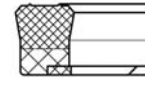
SN 21



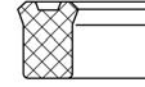
SNI 24



SN 05



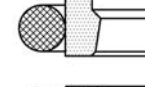
SNI 07



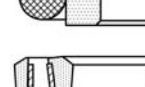
SN 36



SNI 72



SPOR 31



SPOR 30



SNI 43



Dichtomatik Quickfinder

Rod seals

	d	D	L	H	Item No.	Code	Mat.	max. Press. (bar)	max. Run. speed (m/s)	Page
	37	47	9	8	80310	SNI 39 E	TPU	400	0.5	100
	37	47	11	10	64925	SNI 30 E	TPU	400	0.5	100
	37	47	11	10	80307	SNI 39 E	TPU	400	0.5	100
	38	44	5		70371	SN 05 E	NBR	200	0.5	148
	38	44.5	5.3	4.8	171101	SNI 30 E	TPU	400	0.5	100
	38	45	5.5	5	14691	SN 25 E	TPU	300	0.5	100
	38	45	5.5	5	171102	SNI 30 E	TPU	400	0.5	100
	38	45	7	6	14510	SN 25 E	TPU	300	0.5	100
	38	45	7	6	37419	SN 36 E	TPU	400	0.5	158
	38	45	7	6.2	171103	SNI 30 E	TPU	400	0.5	100
	38	45	9	8	67820	SN 25 E	TPU	300	0.5	100
	38	46	7.5	6.5	14692	SN 25 E	TPU	300	0.5	100
	38	48.7	4.2		23462	SPOR 30 Z	PTFE	400	15	166
	38	48.7	4.2		76824	SPOR 31 E	PTFE	400	15	166
	38	50	7	6	61050	SN 21 E	NBR	160	0.5	134
	38	50	7	6	169094	SN 25 E	TPU	300	0.5	100
	38	50	9		60150	SN 05 E	NBR	200	0.5	148
	38	50	10	9	14693	SN 25 E	TPU	300	0.5	100
	38	50	11	10	14512	SN 25 E	TPU	300	0.5	100
	38	52.5	10	9	90223	SN 21 E	NBR	160	0.5	134
	38	52.5	10.5	9.5	116610	SN 21 E	NBR	160	0.5	134
	38	53	11	10	27135	SN 21 E	NBR	160	0.5	134
	38	53.1	6.3		76823	SPOR 31 E	PTFE	400	15	166
	38	55	11	10	56000	SN 21 E	NBR	160	0.5	134
	38	55	11	10	14513	SN 25 E	TPU	300	0.5	100
	38	55	11	10	80311	SNI 39 E	TPU	400	0.5	100
	38	58	11	10	27136	SN 21 E	NBR	160	0.5	134
	38	58	11	10	14742	SN 25 E	TPU	300	0.5	100
	38	58	13	12	26321	SN 21 E	NBR	160	0.5	134
	38.1	44.45	7.14	6.35	159132	SNI 39 E	TPU	400	0.5	100
	38.1	47.62	6.35	4.76	159133	SNI 39 E	TPU	400	0.5	100
	38.1	47.62	7.14	6.35	159134	SNI 39 E	TPU	400	0.5	100
	38.1	47.62	8.72	7.93	162623	SN 25 E	TPU	300	0.5	100
	38.1	47.62	8.72	7.93	159135	SNI 39 E	TPU	400	0.5	100
	38.1	47.62	10.31	8.73	36703	SNI 24 E	NBR	160	0.5	134
	38.1	47.62	10.31	9.52	159136	SNI 39 E	TPU	400	0.5	100
	38.1	50.8	7.14	6.35	159137	SNI 39 E	TPU	400	0.5	100
	38.1	50.8	7.35		157724	SNI 43 E	PTFE	350	15	188
	38.1	50.8	7.93	7.14	106832	SN 21 E	NBR	160	0.5	134
	38.1	50.8	9.52	8.73	34772	SN 05 E	NBR	200	0.5	148
	38.1	50.8	10	9.7	171464	SNI 07 E STI	NBR	400	0.5	148
	38.1	50.8	10.31	9.52	36407	SN 25 E	TPU	300	0.5	100
	38.1	50.8	10.31	9.52	172994	SNI 24 E	NBR	160	0.5	134
	38.1	50.8	10.31	9.52	159138	SNI 39 E	TPU	400	0.5	100
	38.1	53.97	10.31	9.52	159139	SNI 39 E	TPU	400	0.5	100
	38.1	53.97	10.5	10.2	171465	SNI 07 E STI	NBR	400	0.5	148
	38.1	53.97	12.83		49536	SN 05 E	NBR	200	0.5	148
	39	47	7	6	169991	SN 25 E	TPU	300	0.5	100
	39.69	55.96	10.31	9.52	24390	SNI 24 E	NBR	160	0.5	134
	39.7	51	9	8	35459	SN 21 E	NBR	160	0.5	134
	40	46.2	4.8		127330	SNI 43 E	PTFE	350	15	188
	40	48	4		84205	SPOR 30 Z	PTFE	400	15	166
	40	48	6		290	SN 05 E	NBR	200	0.5	148
	40	48	6	5	66342	SN 25 E	TPU	300	0.5	100
	40	48	6	5.7	36809	SNI 07 E STI	NBR	400	0.5	148



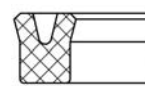
Dichtomatik Quickfinder
Rod seals

	d	D	L	H	Item No.	Code	Mat.	max. Press. (bar)	max. Run. speed (m/s)	Page
	40	55	7.5	7.2	61257	SNI 07 E STI	NBR	400	0.5	148
	40	55	8	7.7	171469	SNI 07 E STI	NBR	400	0.5	148
	40	55	8	7.2	43071	SNI 30 E	TPU	400	0.5	100
	40	55	10.5	9.5	16428	SN 21 E	NBR	160	0.5	134
	40	55	10.5	10.2	37521	SNI 07 E STI	NBR	400	0.5	148
	40	55	11	10	27139	SN 21 E	NBR	160	0.5	134
	40	55	11	10	14415	SN 25 E	TPU	300	0.5	100
	40	55	11	10.7	171528	SNI 07 E STI	NBR	400	0.5	148
	40	55	11	10	35461	SNI 24 E	NBR	160	0.5	134
	40	55	11	10	15934	SNI 30 E	TPU	400	0.5	100
	40	55	11	10	68121	SNI 39 E	TPU	400	0.5	100
	40	55	12.5	11.5	16069	SNI 30 E	TPU	400	0.5	100
	40	55	12.5	11.5	80312	SNI 39 E	TPU	400	0.5	100
	40	55.1	6.3		77037	SPOR 30 Z	PTFE	400	15	166
	40	55.1	6.3		72485	SPOR 31 E	PTFE	400	15	166
	40	55.5	6.3	6	173477	SNI 72 E STI	TPU	400	0.5	164
	40	56	9	8	169135	SN 25 E	TPU	300	0.5	100
	40	56	11	10	26322	SN 21 E	NBR	160	0.5	134
	40	56	11	10	14743	SN 25 E	TPU	300	0.5	100
	40	60	7.5	7.2	41185	SNI 07 E STI	NBR	400	0.5	148
	40	60	10	9.7	173759	SN 05 E	NBR	200	0.5	148
	40	60	10	9.7	25696	SNI 07 E STI	NBR	400	0.5	148
	40	60	10.5	10.2	62071	SNI 07 E STI	NBR	400	0.5	148
	40	60	11	10	27140	SN 21 E	NBR	160	0.5	134
	40	60	11	10	14516	SN 25 E	TPU	300	0.5	100
	40	60	13	12	16429	SN 21 E	NBR	160	0.5	134
	40	60	13	12	14517	SN 25 E	TPU	300	0.5	100
	40	60	13	12	171107	SNI 30 E	TPU	400	0.5	100
	40	60	13	12	80313	SNI 39 E	TPU	400	0.5	100
	40	60	14	13	14695	SN 25 E	TPU	300	0.5	100
	40	60	14	13.7	65138	SNI 07 E STI	NBR	400	0.5	148
	40	60	14.5	14.2	171470	SNI 07 E STI	NBR	400	0.5	148
	40	60	19	18	14518	SN 25 E	TPU	300	0.5	100
	40	63	13.5	12.5	83946	SN 21 E	NBR	160	0.5	134
	40	65	11	10	169186	SN 25 E	TPU	300	0.5	100
	40	65	13	12	14519	SN 25 E	TPU	300	0.5	100
	40	65	16	15	123342	SN 21 E	NBR	160	0.5	134
	40	65	20	18.7	76182	SN 25 E	TPU	300	0.5	100
	40	70	16	15	169217	SN 25 E	TPU	300	0.5	100
	40	75	11	10.5	169251	SN 25 E	TPU	300	0.5	100
	41	51.7	4.2		121219	SPOR 31 E	PTFE	400	15	166
	41	56	9.5	8.5	76001	SN 21 E	NBR	160	0.5	134
	41.27	47.62	7.14	6.35	159140	SNI 39 E	TPU	400	0.5	100
	41.27	50.8	7.14	5.56	172995	SNI 24 E	NBR	160	0.5	134
	41.27	50.8	7.93	7.14	159141	SNI 39 E	TPU	400	0.5	100
	41.27	50.8	8.72	7.93	159142	SNI 39 E	TPU	400	0.5	100
	41.27	50.8	10.31	9.52	159143	SNI 39 E	TPU	400	0.5	100
	41.27	51.98	4.2		172404	SPOR 30 Z	PTFE	400	15	166
	41.27	53.97	10.31	9.52	159144	SNI 39 E	TPU	400	0.5	100
	41.27	57.15	8.72	7.93	106836	SN 21 E	NBR	160	0.5	134
	42	48	7	6	161081	SNI 39 E	TPU	400	0.5	100
	42	50	6	5.7	173757	SN 05 E	NBR	200	0.5	148
	42	50	6	5	90224	SN 21 E	NBR	160	0.5	134
	42	50	7	6	76186	SN 21 E	NBR	160	0.5	134
	42	50	7	6	79852	SN 36 E	TPU	400	0.5	158

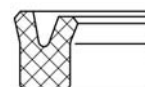


d	D	L	H	Item No.	Code	Mat.	max. Press. (bar)	max. Run. speed (m/s)	Page
42	50	7.5	6.5	44785	SNI 30 E	TPU	400	0.5	100
42	50	9	8	14520	SN 25 E	TPU	300	0.5	100
42	50	9	8	118318	SNI 30 E	TPU	400	0.5	100
42	50	12.5	11.5	36691	SNI 39 E	TPU	400	0.5	100
42	51.4	7.1		110487	SNI 43 E	PTFE	350	15	188
42	52	7	6	171035	SN 25 E	TPU	300	0.5	100
42	52	8	7	117343	SNI 24 E	NBR	160	0.5	134
42	52	9	8.7	171471	SNI 07 E STI	NBR	400	0.5	148
42	52	10	9	169116	SN 25 E	TPU	300	0.5	100
42	52	11	10	14521	SN 25 E	TPU	300	0.5	100
42	52	11	10	89171	SNI 39 E	TPU	400	0.5	100
42	52.7	4.2		89927	SPOR 30 Z	PTFE	400	15	166
42	52.7	4.2		76825	SPOR 31 E	PTFE	400	15	166
42	53	10	9	168455	SN 36 E	TPU	400	0.5	158
42	53	10	9	68123	SNI 39 E	TPU	400	0.5	100
42	55	9	8	123343	SN 21 E	NBR	160	0.5	134
42	57.1	6.3		76826	SPOR 31 E	PTFE	400	15	166
42	62	11	10.5	171108	SNI 30 E	TPU	400	0.5	100
42	62	13	12	21195	SN 21 E	NBR	160	0.5	134
42	62	13	12	14729	SN 25 E	TPU	300	0.5	100
42	62	13	12.5	171109	SNI 30 E	TPU	400	0.5	100
42	72	11	10	71716	SN 25 E	TPU	300	0.5	100
42.86	53.97	10.31	9.52	172996	SNI 24 E	NBR	160	0.5	134
43	51	4.8		157192	SNI 43 E	PTFE	350	15	188
43	53.4	4.2		172392	SPOR 31 E	PTFE	400	15	166
43	53.7	4.2		172393	SPOR 31 E	PTFE	400	15	166
43	58.5	6.3		77152	SPOR 31 E	PTFE	400	15	166
43	63	11	10	47021	SN 21 E	NBR	160	0.5	134
43.5	54.2	4.2		115476	SPOR 31 E	PTFE	400	15	166
44	57	10	9	116611	SN 21 E	NBR	160	0.5	134
44.4	55.1	4.2		120837	SPOR 30 Z	PTFE	400	15	166
44.45	50.8	7.14	6.35	159145	SNI 39 E	TPU	400	0.5	100
44.45	53.97	6.93	5.34	106835	SN 21 E	NBR	160	0.5	134
44.45	53.97	7.14	6.35	159146	SNI 39 E	TPU	400	0.5	100
44.45	53.97	7.62	7.32	171472	SNI 07 E STI	NBR	400	0.5	148
44.45	53.97	8.72	7.93	159148	SNI 39 E	TPU	400	0.5	100
44.45	53.97	10.31	9.52	159149	SNI 39 E	TPU	400	0.5	100
44.45	57.15	7.14	6.35	159150	SNI 39 E	TPU	400	0.5	100
44.45	57.15	8.72	7.93	172997	SNI 24 E	NBR	160	0.5	134
44.45	57.15	10.31	9.52	46585	SN 25 E	TPU	300	0.5	100
44.45	57.15	10.31	9.52	159151	SNI 39 E	TPU	400	0.5	100
44.45	57.15	14.3	12.7	159152	SNI 39 E	TPU	400	0.5	100
44.45	60.32	11.6	11.3	171473	SNI 07 E STI	NBR	400	0.5	148
44.5	59.6	6.3		92768	SPOR 30 Z	PTFE	400	15	166
45	51	4.8		156448	SNI 43 E	PTFE	350	15	188
45	53	6.3	5.7	16070	SNI 30 E	TPU	400	0.5	100
45	53	6.3	5.6	125081	SNI 39 E	TPU	400	0.5	100
45	53	6.5	5.7	89986	SN 25 E	TPU	300	0.5	100
45	53	7	6	168457	SN 36 E	TPU	400	0.5	158
45	53	9	8	67826	SN 25 E	TPU	300	0.5	100
45	53	9	8	22476	SN 36 E	TPU	400	0.5	158
45	53	9	8	73773	SNI 30 E	TPU	400	0.5	100
45	53	10.5	10.2	65152	SNI 07 E STI	NBR	400	0.5	148
45	53	11	10	168460	SN 36 E	TPU	400	0.5	158
45	53	11	10	16071	SNI 30 E	TPU	400	0.5	100

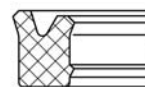
Dichtomatik Quickfinder
Rod seals



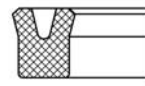
SN 25



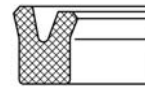
SNI 30



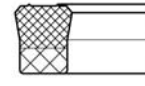
SNI 39



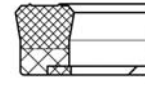
SN 21



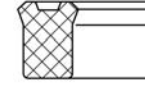
SNI 24



SN 05



SNI 07



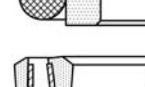
SN 36



SNI 72



SPOR 31



SPOR 30



SNI 43



Dichtomatik Quickfinder

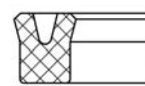
Rod seals

	d	D	L	H	Item No.	Code	Mat.	max. Press. (bar)	max. Run. speed (m/s)	Page
	45	53	12.5	11.5	68125	SNI 39 E	TPU	400	0.5	100
	45	53	13	12	20958	SN 25 E	TPU	300	0.5	100
	45	53	13	12	16072	SNI 30 E	TPU	400	0.5	100
	45	54	6	5	79351	SN 21 E	NBR	160	0.5	134
	45	54.4	7.1		110488	SNI 43 E	PTFE	350	15	188
	45	55	6	5	29542	SN 25 E	TPU	300	0.5	100
	45	55	6.3	5.7	125030	SNI 30 E	TPU	400	0.5	100
	45	55	6.5	5.8	148582	SNI 30 E	TPU	400	0.5	100
	45	55	7	6	26211	SN 21 E	NBR	160	0.5	134
	45	55	7	6	66362	SN 25 E	TPU	300	0.5	100
	45	55	7.5	6.5	14697	SN 25 E	TPU	300	0.5	100
	45	55	7.5	7.2	171474	SNI 07 E STI	NBR	400	0.5	148
	45	55	8	7.7	24791	SN 05 E	NBR	200	0.5	148
	45	55	8	7	35925	SN 25 E	TPU	300	0.5	100
	45	55	8	7	22478	SN 36 E	TPU	400	0.5	158
	45	55	8	7.7	171475	SNI 07 E STI	NBR	400	0.5	148
	45	55	8	7	16464	SNI 24 E	NBR	160	0.5	134
	45	55	8	7.2	16073	SNI 30 E	TPU	400	0.5	100
	45	55	8	7.3	125082	SNI 39 E	TPU	400	0.5	100
	45	55	8	7	80317	SNI 39 E	TPU	400	0.5	100
	45	55	9		64496	SN 05 E	NBR	200	0.5	148
	45	55	10.5	10.2	37530	SNI 07 E STI	NBR	400	0.5	148
	45	55	11	10	27148	SN 21 E	NBR	160	0.5	134
	45	55	11	10	14522	SN 25 E	TPU	300	0.5	100
	45	55	11	10	168465	SN 36 E	TPU	400	0.5	158
	45	55	11	10	15936	SNI 30 E	TPU	400	0.5	100
	45	55	11	10	22938	SNI 39 E	TPU	400	0.5	100
	45	55	12	11	66363	SN 25 E	TPU	300	0.5	100
	45	55	12	11	72974	SN 36 E	TPU	400	0.5	158
	45	55	12.5	11.5	170895	SNI 39 E	TPU	400	0.5	100
	45	55	13	12	78609	SN 25 E	TPU	300	0.5	100
	45	55.7	4.2		77038	SPOR 30 Z	PTFE	400	15	166
	45	55.7	4.2		76828	SPOR 31 E	PTFE	400	15	166
	45	56	4.2		114987	SPOR 31 E	PTFE	400	15	166
	45	56	8	7	62834	SN 21 E	NBR	160	0.5	134
	45	56	8	7	66364	SN 25 E	TPU	300	0.5	100
	45	57	7	6	61062	SN 21 E	NBR	160	0.5	134
	45	57	9.5	9.2	64499	SN 05 E	NBR	200	0.5	148
	45	57	10	9.7	171476	SNI 07 E STI	NBR	400	0.5	148
	45	57.7	10.5	9.5	152586	SN 25 E	TPU	300	0.5	100
	45	57.7	10.5	9.5	16074	SNI 30 E	TPU	400	0.5	100
	45	57.7	10.5	9.5	68127	SNI 39 E	TPU	400	0.5	100
	45	58	10	9	171110	SNI 30 E	TPU	400	0.5	100
	45	58	11	10	24303	SN 21 E	NBR	160	0.5	134
	45	60	10	9.7	26292	SNI 07 E STI	NBR	400	0.5	148
	45	60	10.5	10.2	171477	SNI 07 E STI	NBR	400	0.5	148
	45	60	11	10	26323	SN 21 E	NBR	160	0.5	134
	45	60	11	10	14523	SN 25 E	TPU	300	0.5	100
	45	60	11	10	15937	SNI 30 E	TPU	400	0.5	100
	45	60	11	10	78881	SNI 39 E	TPU	400	0.5	100
	45	60	12	11.7	173761	SN 05 E	NBR	200	0.5	148
45	60	12.5	11.5	16076	SNI 30 E	TPU	400	0.5	100	
45	60	12.5	11.5	125083	SNI 39 E	TPU	400	0.5	100	
45	60.1	6.3		75427	SPOR 30 Z	PTFE	400	15	166	
45	60.1	6.3		76827	SPOR 31 E	PTFE	400	15	166	

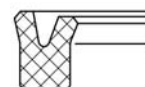


d	D	L	H	Item No.	Code	Mat.	max. Press. (bar)	max. Run. speed (m/s)	Page
45	60.5	6.3	6	173478	SNI 72 E STI	TPU	400	0.5	164
45	61	13	12	121575	SNI 24 E	NBR	160	0.5	134
45	63	10.5	10.2	38187	SNI 07 E STI	NBR	400	0.5	148
45	63	11	10	62839	SN 21 E	NBR	160	0.5	134
45	63	11	10	14698	SN 25 E	TPU	300	0.5	100
45	63	13	12	44745	SN 21 E	NBR	160	0.5	134
45	63	13	12	14524	SN 25 E	TPU	300	0.5	100
45	65	10.5	10.2	27612	SNI 07 E STI	NBR	400	0.5	148
45	65	11	10	27149	SN 21 E	NBR	160	0.5	134
45	65	11	10	14699	SN 25 E	TPU	300	0.5	100
45	65	11	10	171111	SNI 30 E	TPU	400	0.5	100
45	65	11	10	89172	SNI 39 E	TPU	400	0.5	100
45	65	13	12	26324	SN 21 E	NBR	160	0.5	134
45	65	13	12	14525	SN 25 E	TPU	300	0.5	100
45	65	13	12	15938	SNI 30 E	TPU	400	0.5	100
45	65	13	12	68128	SNI 39 E	TPU	400	0.5	100
45	65	14	13.7	37526	SNI 07 E STI	NBR	400	0.5	148
45	65	14.5	14.2	171478	SNI 07 E STI	NBR	400	0.5	148
45	65	14.5	13.5	16077	SNI 30 E	TPU	400	0.5	100
45	70	13	12	169219	SN 25 E	TPU	300	0.5	100
46	54	9	8	168462	SN 36 E	TPU	400	0.5	158
46	56	8	7.5	171112	SNI 30 E	TPU	400	0.5	100
46	58	7	6	61063	SN 21 E	NBR	160	0.5	134
46	70	13	12	172865	SN 21 E	NBR	160	0.5	134
46.04	60.32	10.31	9.52	61550	SNI 24 E	NBR	160	0.5	134
46.04	76.2	25.4		78915	SN 05 E	NBR	200	0.5	148
47	56	10	9	158745	SNI 30 E	TPU	400	0.5	100
47.62	57.15	7.14	6.84	36706	SN 05 E	NBR	200	0.5	148
47.62	57.15	10.31	9.52	117569	SN 25 E	TPU	300	0.5	100
47.62	57.15	10.31	9.52	159153	SNI 39 E	TPU	400	0.5	100
47.62	63.5	10.31	9.52	37012	SNI 24 E	NBR	160	0.5	134
47.62	63.5	11.11	10.31	65280	SN 05 E	NBR	200	0.5	148
48	56	12.5	11.5	68129	SNI 39 E	TPU	400	0.5	100
48	56	13	12	170896	SNI 39 E	TPU	400	0.5	100
48	57.4	7.1		110489	SNI 43 E	PTFE	350	15	188
48	58	11	10	14526	SN 25 E	TPU	300	0.5	100
48	58.7	4.2		83287	SPOR 30 Z	PTFE	400	15	166
48	58.7	4.2		114964	SPOR 31 E	PTFE	400	15	166
48	60	7	6	170495	SN 21 E	NBR	160	0.5	134
48	60	10	9.7	151783	SN 05 E	NBR	200	0.5	148
48	60	10	9	169152	SN 25 E	TPU	300	0.5	100
48	60	10.5	10.2	173763	SN 05 E	NBR	200	0.5	148
48	60	10.5	10.2	64461	SNI 07 E STI	NBR	400	0.5	148
48	62	13	12	130221	SN 21 E	NBR	160	0.5	134
48	63	11	10	27153	SN 21 E	NBR	160	0.5	134
48	63	11	10	66378	SN 25 E	TPU	300	0.5	100
48	63	11	10	42379	SNI 39 E	TPU	400	0.5	100
48	63.1	6.3		114965	SPOR 31 E	PTFE	400	15	166
48	64	13	12	85881	SN 25 E	TPU	300	0.5	100
48	65	11	10	14527	SN 25 E	TPU	300	0.5	100
48	68	11	10	27154	SN 21 E	NBR	160	0.5	134
48	68	11	10	56008	SN 25 E	TPU	300	0.5	100
48	68	13	12	16430	SN 21 E	NBR	160	0.5	134
48	68	13	12	80323	SNI 39 E	TPU	400	0.5	100
48	70	11	10	74275	SN 25 E	TPU	300	0.5	100

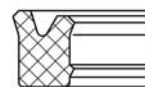
Dichtomatik Quickfinder
Rod seals



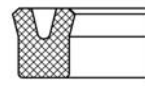
SN 25



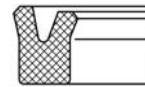
SNI 30



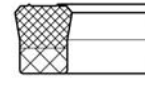
SNI 39



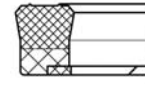
SN 21



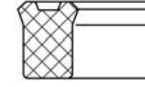
SNI 24



SN 05



SNI 07



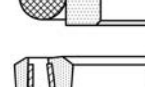
SN 36



SNI 72



SPOR 31



SPOR 30



SNI 43



Dichtomatik Quickfinder

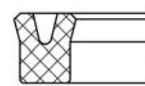
Rod seals

	d	D	L	H	Item No.	Code	Mat.	max. Press. (bar)	max. Run. speed (m/s)	Page
	49.21	66.67	10.31	9.52	41442	SNI 24 E	NBR	160	0.5	134
	50	56	9	8	116623	SNI 24 E	NBR	160	0.5	134
	50	56.2	4.8		134817	SNI 43 E	PTFE	350	15	188
	50	57	11	10	169139	SN 25 E	TPU	300	0.5	100
	50	57	11	10	170897	SNI 39 E	TPU	400	0.5	100
	50	58	9	8	26574	SN 25 E	TPU	300	0.5	100
	50	58	9	8	22480	SN 36 E	TPU	400	0.5	158
	50	58	12.5	12.2	87098	SN 05 E	NBR	200	0.5	148
	50	58	12.5	11.5	76449	SNI 39 E	TPU	400	0.5	100
	50	59.4	7.1		110490	SNI 43 E	PTFE	350	15	188
	50	60	6	5	61066	SN 21 E	NBR	160	0.5	134
	50	60	6	5	14528	SN 25 E	TPU	300	0.5	100
	50	60	7	6	62976	SN 21 E	NBR	160	0.5	134
	50	60	7	6	56453	SN 25 E	TPU	300	0.5	100
	50	60	7.5	7.2	171479	SNI 07 E STI	NBR	400	0.5	148
	50	60	8	7	62977	SN 21 E	NBR	160	0.5	134
	50	60	8	7.2	66379	SN 25 E	TPU	300	0.5	100
	50	60	8	7	22481	SN 36 E	TPU	400	0.5	158
	50	60	8	7.7	171480	SNI 07 E STI	NBR	400	0.5	148
	50	60	8	7	36147	SNI 24 E	NBR	160	0.5	134
	50	60	8	7.2	16079	SNI 30 E	TPU	400	0.5	100
	50	60	8	7	133358	SNI 30 E	TPU	400	0.5	100
	50	60	8	7.3	125085	SNI 39 E	TPU	400	0.5	100
	50	60	8.5	7.5	79857	SN 36 E	TPU	400	0.5	158
	50	60	9	8	117423	SN 25 E	TPU	300	0.5	100
	50	60	10	9.7	173765	SN 05 E	NBR	200	0.5	148
	50	60	10	9.7	56006	SNI 07 E STI	NBR	400	0.5	148
	50	60	10.5	10.2	73836	SNI 07 E STI	NBR	400	0.5	148
	50	60	11	10	27155	SN 21 E	NBR	160	0.5	134
	50	60	11	10	14432	SN 25 E	TPU	300	0.5	100
	50	60	11	10	22482	SN 36 E	TPU	400	0.5	158
	50	60	11	10	15939	SNI 30 E	TPU	400	0.5	100
	50	60	11	10	80320	SNI 39 E	TPU	400	0.5	100
	50	60	12	11	14700	SN 25 E	TPU	300	0.5	100
	50	60	13	12	14529	SN 25 E	TPU	300	0.5	100
	50	60	13	12	127355	SNI 24 E	NBR	160	0.5	134
	50	60	13	12	171113	SNI 30 E	TPU	400	0.5	100
	50	60	14	13	14731	SN 25 E	TPU	300	0.5	100
	50	60.7	4.2		77040	SPOR 30 Z	PTFE	400	15	166
	50	60.7	4.2		76830	SPOR 31 E	PTFE	400	15	166
	50	61	4.2		114988	SPOR 31 E	PTFE	400	15	166
	50	62	7	6	61067	SN 21 E	NBR	160	0.5	134
	50	62	9		38184	SN 05 E	NBR	200	0.5	148
	50	62	9	8	168475	SN 36 E	TPU	400	0.5	158
	50	62	9	8	171114	SNI 30 E	TPU	400	0.5	100
	50	62	10	9	14530	SN 25 E	TPU	300	0.5	100
	50	62	10	9.7	174323	SNI 07 E STI	NBR	400	0.5	148
	50	62	11	10	168477	SN 36 E	TPU	400	0.5	158
	50	62	11	10	150026	SNI 24 E	NBR	160	0.5	134
	50	62	11	10	80319	SNI 39 E	TPU	400	0.5	100
	50	62.7	10.5	10	171115	SNI 30 E	TPU	400	0.5	100
	50	62.7	10.5	9.5	68135	SNI 39 E	TPU	400	0.5	100
	50	63	7	6	62982	SN 21 E	NBR	160	0.5	134
	50	63	7	6	14531	SN 25 E	TPU	300	0.5	100
	50	63	9	8	90228	SN 21 E	NBR	160	0.5	134

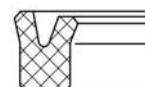


d	D	L	H	Item No.	Code	Mat.	max. Press. (bar)	max. Run. speed (m/s)	Page
50	63	9	8	68342	SN 25 E	TPU	300	0.5	100
50	63	10	9	169175	SN 25 E	TPU	300	0.5	100
50	63	11	10	14532	SN 25 E	TPU	300	0.5	100
50	65	10.5	10.2	24417	SNI 07 E STI	NBR	400	0.5	148
50	65	10.5	9.5	46913	SNI 39 E	TPU	400	0.5	100
50	65	11	10	27156	SN 21 E	NBR	160	0.5	134
50	65	11	10	14411	SN 25 E	TPU	300	0.5	100
50	65	11	10	168481	SN 36 E	TPU	400	0.5	158
50	65	11	10.7	62073	SNI 07 E STI	NBR	400	0.5	148
50	65	11	10	15940	SNI 30 E	TPU	400	0.5	100
50	65	11	10	68136	SNI 39 E	TPU	400	0.5	100
50	65	12	11	46914	SNI 39 E	TPU	400	0.5	100
50	65	12.5	11.5	16082	SNI 30 E	TPU	400	0.5	100
50	65	12.5	11.4	133261	SNI 30 E	TPU	400	0.5	100
50	65	12.5	11.5	125086	SNI 39 E	TPU	400	0.5	100
50	65	13	12	16431	SN 21 E	NBR	160	0.5	134
50	65	13	12	169202	SN 25 E	TPU	300	0.5	100
50	65	16.5	15.5	68139	SNI 39 E	TPU	400	0.5	100
50	65.1	6.3		77039	SPOR 30 Z	PTFE	400	15	166
50	65.1	6.3		76829	SPOR 31 E	PTFE	400	15	166
50	65.5	6.3	6	166972	SNI 72 E STI	TPU	400	0.5	164
50	68	10	9	171116	SNI 30 E	TPU	400	0.5	100
50	68	13	12	90230	SN 21 E	NBR	160	0.5	134
50	70	9	8	108747	SN 25 E	TPU	300	0.5	100
50	70	11	10	27157	SN 21 E	NBR	160	0.5	134
50	70	11	10	14533	SN 25 E	TPU	300	0.5	100
50	70	11	10	171117	SNI 30 E	TPU	400	0.5	100
50	70	13	12	16432	SN 21 E	NBR	160	0.5	134
50	70	13	12	14534	SN 25 E	TPU	300	0.5	100
50	70	13	12	15941	SNI 30 E	TPU	400	0.5	100
50	70	13	12	46915	SNI 39 E	TPU	400	0.5	100
50	70	14	13.7	24796	SN 05 E	NBR	200	0.5	148
50	70	14	13.7	57266	SNI 07 E STI	NBR	400	0.5	148
50	70	14.5	14.2	171481	SNI 07 E STI	NBR	400	0.5	148
50	70	14.5	13.5	16085	SNI 30 E	TPU	400	0.5	100
50	70	15	14	170898	SNI 39 E	TPU	400	0.5	100
50	70	19	18	14535	SN 25 E	TPU	300	0.5	100
50	72	11	10	110309	SN 25 E	TPU	300	0.5	100
50	72	13	12	62990	SN 21 E	NBR	160	0.5	134
50	74	13	12	16362	SN 21 E	NBR	160	0.5	134
50	74	16	15	57118	SN 25 E	TPU	300	0.5	100
50	75	9	8	159835	SN 25 E	TPU	300	0.5	100
50	75	13	12	14536	SN 25 E	TPU	300	0.5	100
50	75	16	15	21858	SN 21 E	NBR	160	0.5	134
50.8	57.15	7.14	6.35	159155	SNI 39 E	TPU	400	0.5	100
50.8	60.32	6.35	4.76	172868	SN 21 E	NBR	160	0.5	134
50.8	60.32	7.14	6.35	162624	SN 25 E	TPU	300	0.5	100
50.8	60.32	7.14	6.35	159156	SNI 39 E	TPU	400	0.5	100
50.8	60.32	8.72	7.93	162625	SN 25 E	TPU	300	0.5	100
50.8	60.32	8.72	7.93	159157	SNI 39 E	TPU	400	0.5	100
50.8	60.32	10.31	9.52	66839	SN 25 E	TPU	300	0.5	100
50.8	60.32	10.31	9.52	159158	SNI 39 E	TPU	400	0.5	100
50.8	60.32	11.5	10.31	36704	SNI 24 E	NBR	160	0.5	134
50.8	60.32	11.76	10.16	108044	SNI 24 E	NBR	160	0.5	134
50.8	63.5	7.14	6.35	159159	SNI 39 E	TPU	400	0.5	100

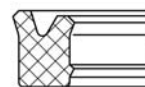
Dichtomatik Quickfinder
Rod seals



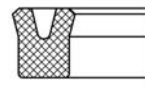
SN 25



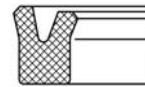
SNI 30



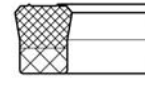
SNI 39



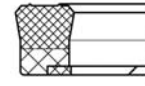
SN 21



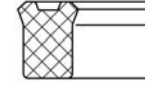
SNI 24



SN 05



SNI 07



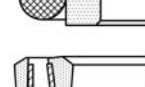
SN 36



SNI 72



SPOR 31



SPOR 30



SNI 43



Dichtomatik Quickfinder

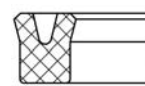
Rod seals

	d	D	L	H	Item No.	Code	Mat.	max. Press. (bar)	max. Run. speed (m/s)	Page
	50.8	63.5	8.72	7.93	159160	SNI 39 E	TPU	400	0.5	100
	50.8	63.5	9.52	9.22	45075	SNI 07 E STI	NBR	400	0.5	148
	50.8	63.5	10.31	9.52	36410	SN 25 E	TPU	300	0.5	100
	50.8	63.5	10.31	9.52	125147	SNI 30 E	TPU	400	0.5	100
	50.8	63.5	10.31	9.52	159161	SNI 39 E	TPU	400	0.5	100
	50.8	66.67	8.72	7.93	159162	SNI 39 E	TPU	400	0.5	100
	50.8	66.67	11.11	10.31	27582	SN 05 E	NBR	200	0.5	148
	50.8	66.67	14.3	12.7	159163	SNI 39 E	TPU	400	0.5	100
	50.8	69.85	14.3	12.7	66848	SN 25 E	TPU	300	0.5	100
	50.8	69.85	15.87	15.57	124907	SNI 07 E STI	NBR	400	0.5	148
	50.8	69.85	17.47	15.87	159164	SNI 39 E	TPU	400	0.5	100
	50.8	73.02	12.7	11.11	61551	SNI 24 E	NBR	160	0.5	134
	51	63	7	6	61068	SN 21 E	NBR	160	0.5	134
	51	64	10	9	35460	SN 21 E	NBR	160	0.5	134
	52	61.4	7.1		110491	SNI 43 E	PTFE	350	15	188
	52	62	11	10	49540	SNI 30 E	TPU	400	0.5	100
	52	62	11	10	80321	SNI 39 E	TPU	400	0.5	100
	52	62	13	12	14537	SN 25 E	TPU	300	0.5	100
	52	62.7	4.2		114966	SPOR 31 E	PTFE	400	15	166
	52	67.1	6.3		84375	SPOR 31 E	PTFE	400	15	166
	53	62.4	7.1		110530	SNI 43 E	PTFE	350	15	188
	53	63	6	5	67830	SN 25 E	TPU	300	0.5	100
	53	63	7	6	63002	SN 21 E	NBR	160	0.5	134
	53	63	7.5	6.5	14701	SN 25 E	TPU	300	0.5	100
	53	63	8.5	7.5	63003	SN 21 E	NBR	160	0.5	134
	53	63	11	10	126251	SN 25 E	TPU	300	0.5	100
	53	63	13	12	133013	SN 25 E	TPU	300	0.5	100
	53.5	64.2	4.2		118257	SPOR 31 E	PTFE	400	15	166
	53.7	64	6.3		172395	SPOR 31 E	PTFE	400	15	166
	53.97	63.5	10.31	9.52	159165	SNI 39 E	TPU	400	0.5	100
	53.97	69.85	9.52	8.73	56536	SN 05 E	NBR	200	0.5	148
	53.97	69.85	10.31	9.52	61552	SNI 24 E	NBR	160	0.5	134
	54	64.7	4.2		130688	SPOR 31 E	PTFE	400	15	166
	54	66	9.5	9.2	171482	SNI 07 E STI	NBR	400	0.5	148
	54	72	11	10	67841	SN 25 E	TPU	300	0.5	100
	55	62.5	10	9	68142	SNI 39 E	TPU	400	0.5	100
	55	63	8.33	7.28	28923	SNI 30 E	TPU	400	0.5	100
	55	63	9	8	22483	SN 36 E	TPU	400	0.5	158
	55	63	9	8	56791	SNI 30 E	TPU	400	0.5	100
	55	63	12.5	11.5	170899	SNI 39 E	TPU	400	0.5	100
	55	63	13	12	16086	SNI 30 E	TPU	400	0.5	100
	55	64.4	7.1		110492	SNI 43 E	PTFE	350	15	188
	55	65	6	5	61073	SN 21 E	NBR	160	0.5	134
	55	65	6	5	67833	SN 25 E	TPU	300	0.5	100
	55	65	7	6	67834	SN 25 E	TPU	300	0.5	100
	55	65	7.5	7.2	293	SN 05 E	NBR	200	0.5	148
	55	65	7.5	7.2	59421	SNI 07 E STI	NBR	400	0.5	148
	55	65	8	7.2	168483	SN 36 E	TPU	400	0.5	158
	55	65	8	7.7	171484	SNI 07 E STI	NBR	400	0.5	148
	55	65	8	7	82392	SNI 24 E	NBR	160	0.5	134
	55	65	8	7.2	16087	SNI 30 E	TPU	400	0.5	100
55	65	8.5	7.5	79860	SN 36 E	TPU	400	0.5	158	
55	65	9.5	9	170900	SNI 39 E	TPU	400	0.5	100	
55	65	10.5	10.2	37527	SNI 07 E STI	NBR	400	0.5	148	
55	65	11	10	14539	SN 25 E	TPU	300	0.5	100	

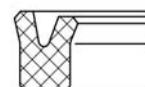


d	D	L	H	Item No.	Code	Mat.	max. Press. (bar)	max. Run. speed (m/s)	Page
55	65	11	10	22485	SN 36 E	TPU	400	0.5	158
55	65	11	10	15982	SNI 30 E	TPU	400	0.5	100
55	65	11	10	68145	SNI 39 E	TPU	400	0.5	100
55	65	13	12	14540	SN 25 E	TPU	300	0.5	100
55	65	13	12	168487	SN 36 E	TPU	400	0.5	158
55	65	13	12.7	89358	SNI 07 E STI	NBR	400	0.5	148
55	65	13	12	15942	SNI 30 E	TPU	400	0.5	100
55	65	13	12	80322	SNI 39 E	TPU	400	0.5	100
55	65	14.5	13.5	171118	SNI 30 E	TPU	400	0.5	100
55	65.7	4.2		77654	SPOR 31 E	PTFE	400	15	166
55	67	11	10	16183	SNI 30 E	TPU	400	0.5	100
55	68	11	10.5	171119	SNI 30 E	TPU	400	0.5	100
55	68	12	11	168467	SN 36 E	TPU	400	0.5	158
55	70	8.5	7.5	172870	SN 21 E	NBR	160	0.5	134
55	70	9	8	68284	SN 25 E	TPU	300	0.5	100
55	70	10	9.7	62282	SN 05 E	NBR	200	0.5	148
55	70	10	9.7	27611	SNI 07 E STI	NBR	400	0.5	148
55	70	10.5	10.2	171485	SNI 07 E STI	NBR	400	0.5	148
55	70	11	10	90290	SN 21 E	NBR	160	0.5	134
55	70	11	10	117425	SN 25 E	TPU	300	0.5	100
55	70	11	10	121576	SNI 24 E	NBR	160	0.5	134
55	70	11	10	15983	SNI 30 E	TPU	400	0.5	100
55	70	11	10	48501	SNI 39 E	TPU	400	0.5	100
55	70	11.5	10.6	93332	SNI 30 E	TPU	400	0.5	100
55	70	13	12	27161	SN 21 E	NBR	160	0.5	134
55	70	13	12	14424	SN 25 E	TPU	300	0.5	100
55	70	13	12	15984	SNI 30 E	TPU	400	0.5	100
55	70	13	12	80325	SNI 39 E	TPU	400	0.5	100
55	70.1	6.3		81457	SPOR 30 Z	PTFE	400	15	166
55	70.1	6.3		77953	SPOR 31 E	PTFE	400	15	166
55	70.5	6.3	6	143847	SNI 72 E STI	TPU	400	0.5	164
55	75	11	10	27162	SN 21 E	NBR	160	0.5	134
55	75	11	10	14417	SN 25 E	TPU	300	0.5	100
55	75	13	12	16433	SN 21 E	NBR	160	0.5	134
55	75	13	12	14541	SN 25 E	TPU	300	0.5	100
55	75	13	12	171120	SNI 30 E	TPU	400	0.5	100
55	75	13	12	80326	SNI 39 E	TPU	400	0.5	100
55	75	14	13.7	171483	SNI 07 E STI	NBR	400	0.5	148
55	75	14.5	14.2	171486	SNI 07 E STI	NBR	400	0.5	148
55	75	14.5	13.5	16088	SNI 30 E	TPU	400	0.5	100
55	80	13	12	27163	SN 21 E	NBR	160	0.5	134
55	80	13	12	14542	SN 25 E	TPU	300	0.5	100
55	80	16	15	26326	SN 21 E	NBR	160	0.5	134
55	80	19	18	67853	SN 25 E	TPU	300	0.5	100
55.56	76.2	10.31	9.52	26556	SN 21 E	NBR	160	0.5	134
56	65.4	7.1		110494	SNI 43 E	PTFE	350	15	188
56	66	6	5	149572	SN 25 E	TPU	300	0.5	100
56	66	7.5	7.2	294	SN 05 E	NBR	200	0.5	148
56	66	7.5	6.7	89987	SN 25 E	TPU	300	0.5	100
56	66	7.5	6.5	6426	SN 36 E	TPU	400	0.5	158
56	66	9	8	125034	SNI 30 E	TPU	400	0.5	100
56	66	11	10	168491	SN 36 E	TPU	400	0.5	158
56	66	11	10	15943	SNI 30 E	TPU	400	0.5	100
56	66	11	10	80327	SNI 39 E	TPU	400	0.5	100
56	66.7	4.2		77042	SPOR 30 Z	PTFE	400	15	166

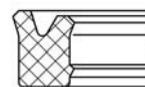
Dichtomatik Quickfinder
Rod seals



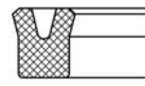
SN 25



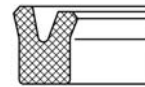
SNI 30



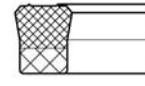
SNI 39



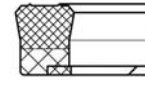
SN 21



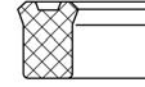
SNI 24



SN 05



SNI 07



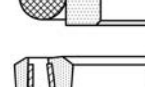
SN 36



SNI 72



SPOR 31



SPOR 30



SNI 43



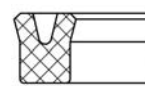
Dichtomatik Quickfinder
Rod seals

	d	D	L	H	Item No.	Code	Mat.	max. Press. (bar)	max. Run. speed (m/s)	Page
	56	66.7	4.2		76831	SPOR 31 E	PTFE	400	15	166
	56	68	8	7	61554	SNI 24 E	NBR	160	0.5	134
	56	68	9.5	8.5	61555	SNI 24 E	NBR	160	0.5	134
	56	70	13	12	63016	SN 21 E	NBR	160	0.5	134
	56	71	9.5	8.5	125315	SN 36 E	TPU	400	0.5	158
	56	71	10	9.7	124853	SNI 07 E STI	NBR	400	0.5	148
	56	71	10.5	10.2	171487	SNI 07 E STI	NBR	400	0.5	148
	56	71	11	10	39173	SN 25 E	TPU	300	0.5	100
	56	71	11	10	15944	SNI 30 E	TPU	400	0.5	100
	56	71	11	10	80328	SNI 39 E	TPU	400	0.5	100
	56	71	12.5	11.5	16089	SNI 30 E	TPU	400	0.5	100
	56	71	12.5	11.5	125088	SNI 39 E	TPU	400	0.5	100
	56	71.1	6.3		77041	SPOR 30 Z	PTFE	400	15	166
	56	71.1	6.3		72484	SPOR 31 E	PTFE	400	15	166
	56	76	13	12	171121	SNI 30 E	TPU	400	0.5	100
	56	76	13	12	80329	SNI 39 E	TPU	400	0.5	100
	56	76	14	13.7	74983	SNI 07 E STI	NBR	400	0.5	148
	56	76	14.5	14.2	171488	SNI 07 E STI	NBR	400	0.5	148
	56	76	14.5	13.5	171122	SNI 30 E	TPU	400	0.5	100
	56	76	16	15	171123	SNI 30 E	TPU	400	0.5	100
	57	72.1	6.3		126828	SPOR 31 E	PTFE	400	15	166
	57.1	66.7	10.5	10	170901	SNI 39 E	TPU	400	0.5	100
	57.1	69.8	10.5	10	170902	SNI 39 E	TPU	400	0.5	100
	57.15	66.67	10.31	9.52	68147	SNI 39 E	TPU	400	0.5	100
	57.15	69.85	8.72	7.93	21976	SNI 24 E	NBR	160	0.5	134
	57.15	69.85	9.52	8.73	74396	SN 05 E	NBR	200	0.5	148
	57.15	69.85	10	9.7	171489	SNI 07 E STI	NBR	400	0.5	148
	57.15	69.85	10.31	9.52	36419	SN 25 E	TPU	300	0.5	100
	57.15	69.85	10.31	9.52	168469	SN 36 E	TPU	400	0.5	158
	57.15	69.85	10.31	9.52	125153	SNI 30 E	TPU	400	0.5	100
	57.15	69.85	10.31	9.52	68148	SNI 39 E	TPU	400	0.5	100
	57.15	76.2	14.28	13.49	25809	SN 05 E	NBR	200	0.5	148
	57.15	76.2	14.3	12.7	66854	SN 25 E	TPU	300	0.5	100
	58	68	12.5	11.5	6412	SNI 39 E	TPU	400	0.5	100
	58	68.7	4.2		172396	SPOR 31 E	PTFE	400	15	166
	58	70	7	6	61078	SN 21 E	NBR	160	0.5	134
	58	73.1	6.3		89234	SPOR 31 E	PTFE	400	15	166
	58	74	14	13	77713	SN 25 E	TPU	300	0.5	100
	58	78	13	12	27166	SN 21 E	NBR	160	0.5	134
	59	70	9	8	169232	SN 25 E	TPU	300	0.5	100
	59	81	11	10	75394	SN 25 E	TPU	300	0.5	100
	60	66.2	4.8		149381	SNI 43 E	PTFE	350	15	188
	60	68	7	6	159673	SN 36 E	TPU	400	0.5	158
	60	68	9	8	14543	SN 25 E	TPU	300	0.5	100
	60	68	9	8	22486	SN 36 E	TPU	400	0.5	158
	60	68	11	10	49411	SN 25 E	TPU	300	0.5	100
	60	68	12.5	11.5	40622	SNI 39 E	TPU	400	0.5	100
	60	68	14	13	65492	SN 36 E	TPU	400	0.5	158
	60	69.4	7.1		110495	SNI 43 E	PTFE	350	15	188
	60	69.5	7	6.7	171491	SNI 07 E STI	NBR	400	0.5	148
	60	70	6	5	14544	SN 25 E	TPU	300	0.5	100
	60	70	7	6	26212	SN 21 E	NBR	160	0.5	134
	60	70	7	6	67839	SN 25 E	TPU	300	0.5	100
	60	70	7.5	7.2	24809	SN 05 E	NBR	200	0.5	148
	60	70	8	7	63019	SN 21 E	NBR	160	0.5	134

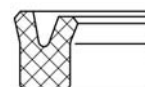


d	D	L	H	Item No.	Code	Mat.	max. Press. (bar)	max. Run. speed (m/s)	Page
60	70	8	7.2	22487	SN 36 E	TPU	400	0.5	158
60	70	8	7	79863	SN 36 E	TPU	400	0.5	158
60	70	8	7.7	171492	SNI 07 E STI	NBR	400	0.5	148
60	70	8	7.2	16092	SNI 30 E	TPU	400	0.5	100
60	70	8	7.5	80598	SNI 39 E	TPU	400	0.5	100
60	70	8.5	7.5	115701	SN 36 E	TPU	400	0.5	158
60	70	9		60157	SN 05 E	NBR	200	0.5	148
60	70	9	8	14702	SN 25 E	TPU	300	0.5	100
60	70	9.5	9.2	62074	SNI 07 E STI	NBR	400	0.5	148
60	70	9.5	8.5	123154	SNI 24 E	NBR	160	0.5	134
60	70	10.5	10.2	65193	SNI 07 E STI	NBR	400	0.5	148
60	70	11	10	14545	SN 25 E	TPU	300	0.5	100
60	70	11	10	168507	SN 36 E	TPU	400	0.5	158
60	70	11	10.7	171529	SNI 07 E STI	NBR	400	0.5	148
60	70	11	10	15986	SNI 30 E	TPU	400	0.5	100
60	70	11	10	80324	SNI 39 E	TPU	400	0.5	100
60	70	12.5	12.2	60156	SN 05 E	NBR	200	0.5	148
60	70	12.5	12.2	37528	SNI 07 E STI	NBR	400	0.5	148
60	70	12.5	11.5	68152	SNI 39 E	TPU	400	0.5	100
60	70	12.8	11.8	127080	SNI 30 E	TPU	400	0.5	100
60	70	13	12	27168	SN 21 E	NBR	160	0.5	134
60	70	13	12	14546	SN 25 E	TPU	300	0.5	100
60	70	13	12	168509	SN 36 E	TPU	400	0.5	158
60	70	13	12.7	171530	SNI 07 E STI	NBR	400	0.5	148
60	70	13	12	15987	SNI 30 E	TPU	400	0.5	100
60	70	13	12	68153	SNI 39 E	TPU	400	0.5	100
60	70	14	13	14732	SN 25 E	TPU	300	0.5	100
60	70	14	13	125692	SNI 30 E	TPU	400	0.5	100
60	70.7	4.2		77044	SPOR 30 Z	PTFE	400	15	166
60	70.7	4.2		74574	SPOR 31 E	PTFE	400	15	166
60	72	9	8	171124	SNI 30 E	TPU	400	0.5	100
60	72	9.5	9.2	34820	SN 05 E	NBR	200	0.5	148
60	72	9.5	9.2	65235	SNI 07 E STI	NBR	400	0.5	148
60	72	9.5	8.5	16465	SNI 24 E	NBR	160	0.5	134
60	72	10	9	22490	SN 36 E	TPU	400	0.5	158
60	72	10	9.7	171493	SNI 07 E STI	NBR	400	0.5	148
60	72	10	9	171125	SNI 30 E	TPU	400	0.5	100
60	72	11	10	127312	SNI 39 E	TPU	400	0.5	100
60	75	9	8	82667	SN 25 E	TPU	300	0.5	100
60	75	11	10	14703	SN 25 E	TPU	300	0.5	100
60	75	11	10	15988	SNI 30 E	TPU	400	0.5	100
60	75	11	10	68154	SNI 39 E	TPU	400	0.5	100
60	75	12.5	12.2	171490	SNI 07 E STI	NBR	400	0.5	148
60	75	12.5	11.5	43028	SNI 30 E	TPU	400	0.5	100
60	75	12.5	11.5	86721	SNI 39 E	TPU	400	0.5	100
60	75	13	12	27169	SN 21 E	NBR	160	0.5	134
60	75	13	12	14547	SN 25 E	TPU	300	0.5	100
60	75	13	12.7	171494	SNI 07 E STI	NBR	400	0.5	148
60	75	13	12	15946	SNI 30 E	TPU	400	0.5	100
60	75	13	12	46917	SNI 39 E	TPU	400	0.5	100
60	75	16.5	15.5	68155	SNI 39 E	TPU	400	0.5	100
60	75.1	6.3		77043	SPOR 30 Z	PTFE	400	15	166
60	75.1	6.3		73190	SPOR 31 E	PTFE	400	15	166
60	75.5	6.3	6	166973	SNI 72 E STI	TPU	400	0.5	164
60	77	12	11	171126	SNI 30 E	TPU	400	0.5	100

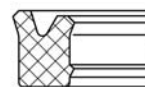
Dichtomatik Quickfinder
Rod seals



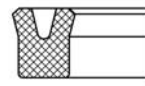
SN 25



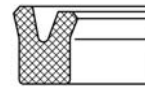
SNI 30



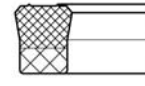
SNI 39



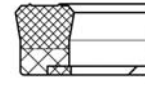
SN 21



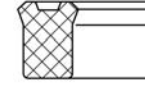
SNI 24



SN 05



SNI 07



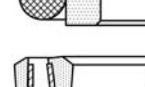
SN 36



SNI 72



SPOR 31



SPOR 30



SNI 43



Dichtomatik Quickfinder

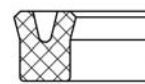
Rod seals

	d	D	L	H	Item No.	Code	Mat.	max. Press. (bar)	max. Run. speed (m/s)	Page
	60	80	11	10	27170	SN 21 E	NBR	160	0.5	134
	60	80	11	10	14548	SN 25 E	TPU	300	0.5	100
	60	80	13	12	16434	SN 21 E	NBR	160	0.5	134
	60	80	13	12	14549	SN 25 E	TPU	300	0.5	100
	60	80	13	12	15947	SNI 30 E	TPU	400	0.5	100
	60	80	13	12	80331	SNI 39 E	TPU	400	0.5	100
	60	80	14	13.7	23331	SN 05 E	NBR	200	0.5	148
	60	80	14	13.7	56161	SNI 07 E STI	NBR	400	0.5	148
	60	80	14.5	14.2	171495	SNI 07 E STI	NBR	400	0.5	148
	60	80	14.5	13.5	171127	SNI 30 E	TPU	400	0.5	100
	60	80	19	18	14550	SN 25 E	TPU	300	0.5	100
	60	85	11	10	67861	SN 25 E	TPU	300	0.5	100
	60	85	13	12	72795	SN 25 E	TPU	300	0.5	100
	60	85	13.5	12.5	169304	SN 25 E	TPU	300	0.5	100
	60	86.7	16	15	74644	SN 21 E	NBR	160	0.5	134
	60	90	16	15	14551	SN 25 E	TPU	300	0.5	100
	60.32	69.85	10.31	9.52	159166	SNI 39 E	TPU	400	0.5	100
	60.32	73.02	8.73	7.54	150432	SNI 39 E	TPU	400	0.5	100
	60.32	73.02	10.31	9.52	159169	SNI 39 E	TPU	400	0.5	100
	60.32	76.2	8.72	7.93	20867	SNI 24 E	NBR	160	0.5	134
	61	69	9	8	168498	SN 36 E	TPU	400	0.5	158
	61	76.1	6.3		172397	SPOR 31 E	PTFE	400	15	166
	62	74	14	13	171128	SNI 30 E	TPU	400	0.5	100
	62.8	72	10.8	9.8	46541	SNI 30 E	TPU	400	0.5	100
	63	71	9	8	22491	SN 36 E	TPU	400	0.5	158
	63	72.4	7.1		110496	SNI 43 E	PTFE	350	15	188
	63	73	6	5	29545	SN 25 E	TPU	300	0.5	100
	63	73	11	10	171129	SNI 30 E	TPU	400	0.5	100
	63	73	13	12	15948	SNI 30 E	TPU	400	0.5	100
	63	73	13	12	46919	SNI 39 E	TPU	400	0.5	100
	63	73.7	4.2		114967	SPOR 31 E	PTFE	400	15	166
	63	75	9		296	SN 05 E	NBR	200	0.5	148
	63	75	9.5	8.5	117063	SN 36 E	TPU	400	0.5	158
	63	75	9.5	8.5	61556	SNI 24 E	NBR	160	0.5	134
	63	75	9.6	8.7	116125	SNI 30 E	TPU	400	0.5	100
	63	75	10	9	125953	SN 25 E	TPU	300	0.5	100
	63	75	10.5	10.2	130594	SNI 07 E STI	NBR	400	0.5	148
	63	75	11	10	14705	SN 25 E	TPU	300	0.5	100
	63	75	11	10	24320	SN 36 E	TPU	400	0.5	158
	63	75	11	10.7	171496	SNI 07 E STI	NBR	400	0.5	148
	63	75	11	10	68157	SNI 39 E	TPU	400	0.5	100
	63	75	13	12	14554	SN 25 E	TPU	300	0.5	100
	63	78	10	9.7	124854	SNI 07 E STI	NBR	400	0.5	148
	63	78	11	10	14555	SN 25 E	TPU	300	0.5	100
	63	78	11	10	15949	SNI 30 E	TPU	400	0.5	100
	63	78	11	10	80330	SNI 39 E	TPU	400	0.5	100
	63	78	12.5	12.2	171497	SNI 07 E STI	NBR	400	0.5	148
	63	78	12.5	11.5	16100	SNI 30 E	TPU	400	0.5	100
	63	78	12.5	11.5	68173	SNI 39 E	TPU	400	0.5	100
63	78	13	12	171130	SNI 30 E	TPU	400	0.5	100	
	63	78.1	6.3		77045	SPOR 30 Z	PTFE	400	15	166
	63	78.1	6.3		76832	SPOR 31 E	PTFE	400	15	166
	63	80	10	9	67854	SN 25 E	TPU	300	0.5	100
	63	80	11	10	46369	SN 25 E	TPU	300	0.5	100
	63	80	17	16	77712	SN 21 E	NBR	160	0.5	134

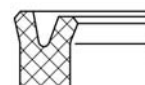


d	D	L	H	Item No.	Code	Mat.	max. Press. (bar)	max. Run. speed (m/s)	Page
63	83	13	12	15950	SNI 30 E	TPU	400	0.5	100
63	83	13	12	80334	SNI 39 E	TPU	400	0.5	100
63	83	14	13.7	44428	SNI 07 E STI	NBR	400	0.5	148
63	83	14.5	14.2	171498	SNI 07 E STI	NBR	400	0.5	148
63	83	14.5	13.5	171131	SNI 30 E	TPU	400	0.5	100
63	83	14.5	13.5	68164	SNI 39 E	TPU	400	0.5	100
63	83	16	15	14556	SN 25 E	TPU	300	0.5	100
63	83	16	15	16103	SNI 30 E	TPU	400	0.5	100
63.5	73.02	8.72	7.93	159171	SNI 39 E	TPU	400	0.5	100
63.5	73.02	10.31	9.52	159174	SNI 39 E	TPU	400	0.5	100
63.5	74.6	8.72	7.93	117504	SNI 30 E	TPU	400	0.5	100
63.5	76.2	7.14	6.35	159175	SNI 39 E	TPU	400	0.5	100
63.5	76.2	7.93		56537	SN 05 E	NBR	200	0.5	148
63.5	76.2	8.5	8.2	171500	SNI 07 E STI	NBR	400	0.5	148
63.5	76.2	8.72	7.93	61557	SNI 24 E	NBR	160	0.5	134
63.5	76.2	10.31	9.52	36423	SN 25 E	TPU	300	0.5	100
63.5	76.2	10.31	9.52	68165	SNI 39 E	TPU	400	0.5	100
63.5	76.2	10.5	10	170903	SNI 39 E	TPU	400	0.5	100
63.5	76.2	10.52	9.52	80775	SNI 30 E	TPU	400	0.5	100
63.5	77.78	11.5	11.2	171501	SNI 07 E STI	NBR	400	0.5	148
63.5	79.37	14.3	12.7	159177	SNI 39 E	TPU	400	0.5	100
63.5	82.55	14.28	13.98	171499	SNI 07 E STI	NBR	400	0.5	148
63.5	82.55	14.3	12.7	171042	SN 25 E	TPU	300	0.5	100
63.5	82.55	17.47	15.87	159178	SNI 39 E	TPU	400	0.5	100
64	79.1	6.3		126829	SPOR 31 E	PTFE	400	15	166
64	80	9	8	67855	SN 25 E	TPU	300	0.5	100
65	73	9	8	79868	SN 36 E	TPU	400	0.5	158
65	73	12.5	11.5	170904	SNI 39 E	TPU	400	0.5	100
65	74.4	7.1		110497	SNI 43 E	PTFE	350	15	188
65	75	7	6	63051	SN 21 E	NBR	160	0.5	134
65	75	7	6	67846	SN 25 E	TPU	300	0.5	100
65	75	11	10	90233	SN 21 E	NBR	160	0.5	134
65	75	11	10	67847	SN 25 E	TPU	300	0.5	100
65	75	11	10	16184	SNI 30 E	TPU	400	0.5	100
65	75	11	10	170905	SNI 39 E	TPU	400	0.5	100
65	75	12.5	11.5	80600	SNI 39 E	TPU	400	0.5	100
65	75	13	12	14557	SN 25 E	TPU	300	0.5	100
65	75	13	12	22492	SN 36 E	TPU	400	0.5	158
65	75	13	12.7	38186	SNI 07 E STI	NBR	400	0.5	148
65	75	13	12	15989	SNI 30 E	TPU	400	0.5	100
65	75	13	12	80921	SNI 39 E	TPU	400	0.5	100
65	75	13.5	13.2	171502	SNI 07 E STI	NBR	400	0.5	148
65	75	14.5	13.5	171133	SNI 30 E	TPU	400	0.5	100
65	75.7	4.2		89925	SPOR 30 Z	PTFE	400	15	166
65	77	9		297	SN 05 E	NBR	200	0.5	148
65	77	9.5	8.5	61558	SNI 24 E	NBR	160	0.5	134
65	77	9.6	9.3	171503	SNI 07 E STI	NBR	400	0.5	148
65	77	10	9	115702	SN 36 E	TPU	400	0.5	158
65	77	10	9	171134	SNI 30 E	TPU	400	0.5	100
65	77.7	10.5	9.5	68167	SNI 39 E	TPU	400	0.5	100
65	78	11	10	46040	SNI 30 E	TPU	400	0.5	100
65	78	11	10	157398	SNI 39 E	TPU	400	0.5	100
65	80	8.5	7.5	61098	SN 21 E	NBR	160	0.5	134
65	80	10	9	63053	SN 21 E	NBR	160	0.5	134
65	80	11	10.7	38185	SN 05 E	NBR	200	0.5	148

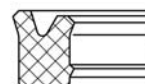
Dichtomatik Quickfinder
Rod seals



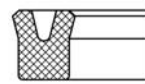
SN 25



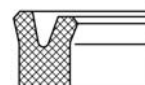
SNI 30



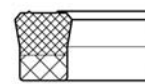
SNI 39



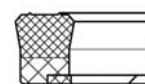
SN 21



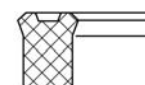
SNI 24



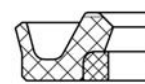
SN 05



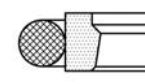
SNI 07



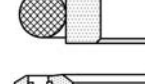
SN 36



SNI 72



SPOR 31



SPOR 30



SNI 43



Dichtomatik Quickfinder

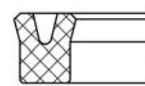
Rod seals

	d	D	L	H	Item No.	Code	Mat.	max. Press. (bar)	max. Run. speed (m/s)	Page
	65	80	11	10	35468	SN 25 E	TPU	300	0.5	100
	65	80	11	10.7	44426	SNI 07 E STI	NBR	400	0.5	148
	65	80	11	10	171136	SNI 30 E	TPU	400	0.5	100
	65	80	11	10	80333	SNI 39 E	TPU	400	0.5	100
	65	80	11.5	11.2	171504	SNI 07 E STI	NBR	400	0.5	148
	65	80	12	11	14706	SN 25 E	TPU	300	0.5	100
	65	80	12	11.7	37517	SNI 07 E STI	NBR	400	0.5	148
	65	80	12.5	11.5	79870	SN 36 E	TPU	400	0.5	158
	65	80	12.5	12.2	171531	SNI 07 E STI	NBR	400	0.5	148
	65	80	13	12	27175	SN 21 E	NBR	160	0.5	134
	65	80	13	12	14426	SN 25 E	TPU	300	0.5	100
	65	80	13	12	15991	SNI 30 E	TPU	400	0.5	100
	65	80	13	12	80335	SNI 39 E	TPU	400	0.5	100
	65	80.1	6.3		77046	SPOR 30 Z	PTFE	400	15	166
	65	80.1	6.3		76833	SPOR 31 E	PTFE	400	15	166
	65	80.5	6.3	6	143846	SNI 72 E STI	TPU	400	0.5	164
	65	85	11	10	14552	SN 25 E	TPU	300	0.5	100
	65	85	13	12	16436	SN 21 E	NBR	160	0.5	134
	65	85	13	12	14422	SN 25 E	TPU	300	0.5	100
	65	85	13	12	15992	SNI 30 E	TPU	400	0.5	100
	65	85	13	12	73974	SNI 39 E	TPU	400	0.5	100
	65	85	14	13.7	27583	SN 05 E	NBR	200	0.5	148
	65	85	14	13.7	44429	SNI 07 E STI	NBR	400	0.5	148
	65	85	14.5	13.5	16106	SNI 30 E	TPU	400	0.5	100
	65	90	13	12	27177	SN 21 E	NBR	160	0.5	134
	65	90	13	12	67867	SN 25 E	TPU	300	0.5	100
	65	90	19	18	67868	SN 25 E	TPU	300	0.5	100
	66	76	9	8	169266	SN 25 E	TPU	300	0.5	100
	66	76.7	4.2		172405	SPOR 30 Z	PTFE	400	15	166
	66	80	11	10	14707	SN 25 E	TPU	300	0.5	100
	66	80	11	10.5	168528	SN 36 E	TPU	400	0.5	158
	66	80	11	10.5	170906	SNI 39 E	TPU	400	0.5	100
	66.67	76.2	10.31	9.52	159179	SNI 39 E	TPU	400	0.5	100
	66.67	79.37	10.31	9.52	61559	SNI 24 E	NBR	160	0.5	134
	66.67	79.37	14.3	12.7	159180	SNI 39 E	TPU	400	0.5	100
	66.67	82.55	17.47	15.87	159182	SNI 39 E	TPU	400	0.5	100
	67	75	12.5	11.5	68169	SNI 39 E	TPU	400	0.5	100
	67	77	11	10	65495	SN 25 E	TPU	300	0.5	100
	67	77	13	12	14558	SN 25 E	TPU	300	0.5	100
	67	82.1	6.3		86506	SPOR 31 E	PTFE	400	15	166
	68	74	5	4	108090	SNI 24 E	NBR	160	0.5	134
	68	76	9	8	168496	SN 36 E	TPU	400	0.5	158
	68	78	13	12	90478	SN 25 E	TPU	300	0.5	100
	68	78.7	4.2		172398	SPOR 31 E	PTFE	400	15	166
	68	80	9.5	8.5	95652	SNI 24 E	NBR	160	0.5	134
	68	80	13	12	92954	SN 21 E	NBR	160	0.5	134
	68	83.1	6.3		172399	SPOR 31 E	PTFE	400	15	166
	69.8	82.5	10.5	10	170907	SNI 39 E	TPU	400	0.5	100
	69.8	84	12.2	11.2	116807	SNI 24 E	NBR	160	0.5	134
	69.85	79.37	10.31	9.52	159183	SNI 39 E	TPU	400	0.5	100
	69.85	82.55	9.52	8.73	55885	SN 05 E	NBR	200	0.5	148
	69.85	82.55	10.31	9.52	80781	SNI 30 E	TPU	400	0.5	100
	69.85	82.55	10.31	9.52	68170	SNI 39 E	TPU	400	0.5	100
	69.85	85.72	10.31	9.52	159184	SNI 39 E	TPU	400	0.5	100
	69.85	85.72	14.3	12.7	159185	SNI 39 E	TPU	400	0.5	100

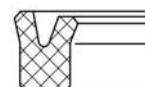


d	D	L	H	Item No.	Code	Mat.	max. Press. (bar)	max. Run. speed (m/s)	Page
69.85	88.9	12.7	11.7	89882	SN 25 E	TPU	300	0.5	100
69.85	88.9	17.47	15.87	159186	SNI 39 E	TPU	400	0.5	100
69.85	90.9	10.31	9.52	16473	SNI 24 E	NBR	160	0.5	134
70	76.2	4.8		123165	SNI 43 E	PTFE	350	15	188
70	77.5	10	9	68171	SNI 39 E	TPU	400	0.5	100
70	78	9	8	79871	SN 36 E	TPU	400	0.5	158
70	78	12.5	11.5	170908	SNI 39 E	TPU	400	0.5	100
70	78	13	12	73782	SNI 30 E	TPU	400	0.5	100
70	78	14.5	13.5	77714	SN 25 E	TPU	300	0.5	100
70	79	14	13	68172	SNI 39 E	TPU	400	0.5	100
70	79.4	7.1		110498	SNI 43 E	PTFE	350	15	188
70	80	6	5	61099	SN 21 E	NBR	160	0.5	134
70	80	6	5	67858	SN 25 E	TPU	300	0.5	100
70	80	6.5	6	22433	SNI 30 E	TPU	400	0.5	100
70	80	6.5		125765	SNI 43 E	PTFE	350	15	188
70	80	7	6	63071	SN 21 E	NBR	160	0.5	134
70	80	7	6	14559	SN 25 E	TPU	300	0.5	100
70	80	7.5	7.2	55868	SN 05 E	NBR	200	0.5	148
70	80	7.5	6.5	168511	SN 36 E	TPU	400	0.5	158
70	80	8	7	63081	SN 21 E	NBR	160	0.5	134
70	80	8	7	79749	SN 25 E	TPU	300	0.5	100
70	80	8	7	168530	SN 36 E	TPU	400	0.5	158
70	80	8	7.7	171506	SNI 07 E STI	NBR	400	0.5	148
70	80	8	7.2	16107	SNI 30 E	TPU	400	0.5	100
70	80	9	8	14708	SN 25 E	TPU	300	0.5	100
70	80	11	10	14746	SN 25 E	TPU	300	0.5	100
70	80	11	10	168532	SN 36 E	TPU	400	0.5	158
70	80	11	10	16108	SNI 30 E	TPU	400	0.5	100
70	80	12.5	12.2	62041	SNI 07 E STI	NBR	400	0.5	148
70	80	12.5	11.5	170909	SNI 39 E	TPU	400	0.5	100
70	80	13	12	27181	SN 21 E	NBR	160	0.5	134
70	80	13	12	14412	SN 25 E	TPU	300	0.5	100
70	80	13	12	168534	SN 36 E	TPU	400	0.5	158
70	80	13	12.7	171533	SNI 07 E STI	NBR	400	0.5	148
70	80	13	12	15951	SNI 30 E	TPU	400	0.5	100
70	80	13	12	22132	SNI 39 E	TPU	400	0.5	100
70	80.7	4.2		77655	SPOR 31 E	PTFE	400	15	166
70	82	9	8.7	298	SN 05 E	NBR	200	0.5	148
70	82	9.5	8.5	156256	SN 21 E	NBR	160	0.5	134
70	82	9.5	8.5	61561	SNI 24 E	NBR	160	0.5	134
70	82	9.6	9	116124	SNI 30 E	TPU	400	0.5	100
70	82	10	9	22496	SN 36 E	TPU	400	0.5	158
70	82	10.5	9.5	110382	SN 25 E	TPU	300	0.5	100
70	82	10.5	10.2	171507	SNI 07 E STI	NBR	400	0.5	148
70	82	11	10	14560	SN 25 E	TPU	300	0.5	100
70	83	11	10	46911	SNI 30 E	TPU	400	0.5	100
70	84	12	11.7	60159	SN 05 E	NBR	200	0.5	148
70	84	12.5	12.2	171508	SNI 07 E STI	NBR	400	0.5	148
70	85	8	7.7	35876	SN 05 E	NBR	200	0.5	148
70	85	8.5	7.5	172872	SN 21 E	NBR	160	0.5	134
70	85	9	8	63088	SN 21 E	NBR	160	0.5	134
70	85	11	10	169308	SN 25 E	TPU	300	0.5	100
70	85	11	10	15952	SNI 30 E	TPU	400	0.5	100
70	85	11	10	37968	SNI 39 E	TPU	400	0.5	100
70	85	11.5		24811	SN 05 E	NBR	200	0.5	148

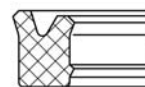
Dichtomatik Quickfinder
Rod seals



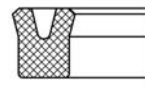
SN 25



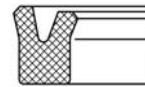
SNI 30



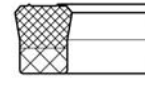
SNI 39



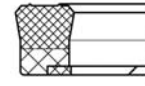
SN 21



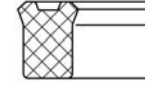
SNI 24



SN 05



SNI 07



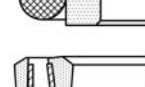
SN 36



SNI 72



SPOR 31



SPOR 30



SNI 43



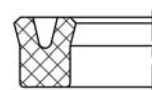
Dichtomatik Quickfinder
Rod seals

	d	D	L	H	Item No.	Code	Mat.	max. Press. (bar)	max. Run. speed (m/s)	Page
	70	85	11.5	10.6	93334	SNI 30 E	TPU	400	0.5	100
	70	85	12	11.7	171505	SNI 07 E STI	NBR	400	0.5	148
	70	85	12.5	12.2	171534	SNI 07 E STI	NBR	400	0.5	148
	70	85	12.5	11.5	16109	SNI 30 E	TPU	400	0.5	100
	70	85	12.5	11.5	68177	SNI 39 E	TPU	400	0.5	100
	70	85	13	12	27182	SN 21 E	NBR	160	0.5	134
	70	85	13	12	14425	SN 25 E	TPU	300	0.5	100
	70	85	13	12	15953	SNI 30 E	TPU	400	0.5	100
	70	85	13	12	118988	SNI 39 E	TPU	400	0.5	100
	70	85.1	6.3		77047	SPOR 30 Z	PTFE	400	15	166
	70	85.1	6.3		69309	SPOR 31 E	PTFE	400	15	166
	70	85.5	6.3	6	166974	SNI 72 E STI	TPU	400	0.5	164
	70	85.5	6.3		114993	SPOR 31 E	PTFE	400	15	166
	70	90	11	10	27185	SN 21 E	NBR	160	0.5	134
	70	90	11	10	35656	SN 25 E	TPU	300	0.5	100
	70	90	13	12	16437	SN 21 E	NBR	160	0.5	134
	70	90	13	12	14428	SN 25 E	TPU	300	0.5	100
	70	90	13	12	15954	SNI 30 E	TPU	400	0.5	100
	70	90	13	12	68179	SNI 39 E	TPU	400	0.5	100
	70	90	14	13.7	171532	SNI 07 E STI	NBR	400	0.5	148
	70	90	14.5	13.5	16110	SNI 30 E	TPU	400	0.5	100
	70	90	16	15	16111	SNI 30 E	TPU	400	0.5	100
	70	90	16	15	80338	SNI 39 E	TPU	400	0.5	100
	70	90	19	18	22389	SN 25 E	TPU	300	0.5	100
	70	95	13	12	63094	SN 21 E	NBR	160	0.5	134
	70	95	13	12	14709	SN 25 E	TPU	300	0.5	100
	70	100	16	15	47115	SN 21 E	NBR	160	0.5	134
	71	79	9	8	80635	SN 36 E	TPU	400	0.5	158
	71.2	82.55	7.14	6.35	117826	SN 21 E	NBR	160	0.5	134
	72	78	7	6.5	168523	SN 36 E	TPU	400	0.5	158
	72	80	11	10	116628	SN 21 E	NBR	160	0.5	134
	72	82	6	5	118255	SN 21 E	NBR	160	0.5	134
	72	96	13	12	67880	SN 25 E	TPU	300	0.5	100
	73	82.4	7.8	7.3	170910	SNI 39 E	TPU	400	0.5	100
	73	82.5	8	7.5	171139	SNI 30 E	TPU	400	0.5	100
	73	88.1	6.3		156233	SPOR 31 E	PTFE	400	15	166
	73.02	82.55	10.31	9.52	61562	SNI 24 E	NBR	160	0.5	134
	73.02	82.55	10.31	9.52	159187	SNI 39 E	TPU	400	0.5	100
	75	83	12.5	11.5	68181	SNI 39 E	TPU	400	0.5	100
	75	84.4	7.1		110499	SNI 43 E	PTFE	350	15	188
	75	85	7.5	7.2	173767	SN 05 E	NBR	200	0.5	148
	75	85	8	7.2	168539	SN 36 E	TPU	400	0.5	158
	75	85	8	7.2	16113	SNI 30 E	TPU	400	0.5	100
	75	85	9		38189	SN 05 E	NBR	200	0.5	148
	75	85	9.5	8.7	68182	SNI 39 E	TPU	400	0.5	100
	75	85	11	10	79748	SN 25 E	TPU	300	0.5	100
	75	85	11	10.7	171509	SNI 07 E STI	NBR	400	0.5	148
	75	85	11	10.5	170911	SNI 39 E	TPU	400	0.5	100
	75	85	12	11.7	65248	SNI 07 E STI	NBR	400	0.5	148
	75	85	12.5	11.5	68184	SNI 39 E	TPU	400	0.5	100
75	85	13	12	38407	SN 21 E	NBR	160	0.5	134	
75	85	13	12	14561	SN 25 E	TPU	300	0.5	100	
75	85	13	12	168541	SN 36 E	TPU	400	0.5	158	
75	85	13	12	15993	SNI 30 E	TPU	400	0.5	100	
75	85	13	12	46922	SNI 39 E	TPU	400	0.5	100	

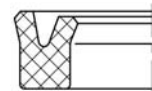


d	D	L	H	Item No.	Code	Mat.	max. Press. (bar)	max. Run. speed (m/s)	Page
75	85.7	4.2		95618	SPOR 30 Z	PTFE	400	15	166
75	85.7	4.2		74575	SPOR 31 E	PTFE	400	15	166
75	87	9.3	9	64534	SN 05 E	NBR	200	0.5	148
75	87	9.6	8.6	22684	SNI 30 E	TPU	400	0.5	100
75	90	8.5	7.5	61102	SN 21 E	NBR	160	0.5	134
75	90	8.5	7.5	14562	SN 25 E	TPU	300	0.5	100
75	90	10	9	67870	SN 25 E	TPU	300	0.5	100
75	90	11	10	66749	SN 25 E	TPU	300	0.5	100
75	90	11	10.7	22410	SNI 07 E STI	NBR	400	0.5	148
75	90	11	10	15994	SNI 30 E	TPU	400	0.5	100
75	90	11	10	80336	SNI 39 E	TPU	400	0.5	100
75	90	11.5	11.2	171510	SNI 07 E STI	NBR	400	0.5	148
75	90	12.8	12.5	171535	SNI 07 E STI	NBR	400	0.5	148
75	90	13	12	14563	SN 25 E	TPU	300	0.5	100
75	90	13	12	15995	SNI 30 E	TPU	400	0.5	100
75	90	13	12	80337	SNI 39 E	TPU	400	0.5	100
75	90.1	6.3		77048	SPOR 30 Z	PTFE	400	15	166
75	90.1	6.3		76834	SPOR 31 E	PTFE	400	15	166
75	90.5	6.3	6	149666	SNI 72 E STI	TPU	400	0.5	164
75	95	11	10	27188	SN 21 E	NBR	160	0.5	134
75	95	11	10	67877	SN 25 E	TPU	300	0.5	100
75	95	13	12	26329	SN 21 E	NBR	160	0.5	134
75	95	13	12	14564	SN 25 E	TPU	300	0.5	100
75	95	13	12	171140	SNI 30 E	TPU	400	0.5	100
75	95	14	13.7	24813	SN 05 E	NBR	200	0.5	148
75	95	14	13.7	295	SNI 07 E STI	NBR	400	0.5	148
75	95	14.5	14.2	171511	SNI 07 E STI	NBR	400	0.5	148
75	95	14.5	13.5	16115	SNI 30 E	TPU	400	0.5	100
75	100	16	15	26330	SN 21 E	NBR	160	0.5	134
75	100	16	15	14565	SN 25 E	TPU	300	0.5	100
75	105	23.5	22.5	72961	SNI 30 E	TPU	400	0.5	100
76	84	8.5	7.5	16116	SNI 30 E	TPU	400	0.5	100
76	84	9	8	168537	SN 36 E	TPU	400	0.5	158
76	86.7	4.2		130380	SPOR 31 E	PTFE	400	15	166
76	92	15	14	78341	SN 21 E	NBR	160	0.5	134
76	100	13	12	134349	SN 21 E	NBR	160	0.5	134
76.2	85.72	10.31	9.52	159188	SNI 39 E	TPU	400	0.5	100
76.2	88.9	9.52	8.73	24427	SN 05 E	NBR	200	0.5	148
76.2	88.9	10.31	9.52	36425	SN 25 E	TPU	300	0.5	100
76.2	88.9	10.31	9.52	61563	SNI 24 E	NBR	160	0.5	134
76.2	88.9	10.31	9.52	68186	SNI 39 E	TPU	400	0.5	100
76.2	88.9	10.5	10	170912	SNI 39 E	TPU	400	0.5	100
76.2	88.9	17.47	15.87	159189	SNI 39 E	TPU	400	0.5	100
76.2	91.3	6.3		90427	SPOR 31 E	PTFE	400	15	166
76.2	92.07	14.3	12.7	159190	SNI 39 E	TPU	400	0.5	100
76.2	95.25	12.7	11.7	68882	SN 05 E	NBR	200	0.5	148
76.2	95.25	17.47	15.87	159191	SNI 39 E	TPU	400	0.5	100
76.2	101.6	14.3	12.7	69616	SN 25 E	TPU	300	0.5	100
77	86	15	14	68187	SNI 39 E	TPU	400	0.5	100
77	88	4.2		75310	SPOR 30 Z	PTFE	400	15	166
78	86	12.5	11.5	61440	SNI 39 E	TPU	400	0.5	100
78	86	14	13	168544	SN 36 E	TPU	400	0.5	158
78	86	14.5	13.5	68189	SNI 39 E	TPU	400	0.5	100
78	88	6	5	118256	SN 21 E	NBR	160	0.5	134
78	88	13	12	170913	SNI 39 E	TPU	400	0.5	100

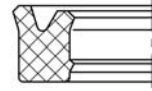
Dichtomatik Quickfinder
Rod seals



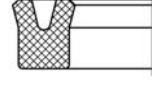
SN 25



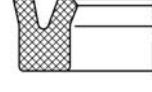
SNI 30



SNI 39



SN 21



SNI 24



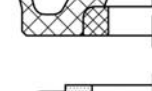
SN 05



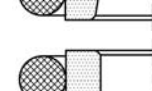
SNI 07



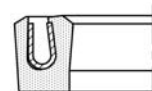
SN 36



SNI 72



SPOR 31



SPOR 30



SNI 43



Dichtomatik Quickfinder

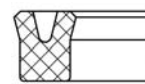
Rod seals

	d	D	L	H	Item No.	Code	Mat.	max. Press. (bar)	max. Run. speed (m/s)	Page
	78	90	13	12.5	170914	SNI 39 E	TPU	400	0.5	100
	78	93	11.5	10.5	169334	SN 25 E	TPU	300	0.5	100
	78	93	11.5	10.5	168557	SN 36 E	TPU	400	0.5	158
	78	100	16	15	74956	SN 25 E	TPU	300	0.5	100
	79	94.1	6.3		133686	SPOR 31 E	PTFE	400	15	166
	79.37	88.9	10.31	9.52	68191	SNI 39 E	TPU	400	0.5	100
	79.37	88.9	17.47	15.87	159192	SNI 39 E	TPU	400	0.5	100
	79.37	95.25	12.7	11.11	168526	SN 36 E	TPU	400	0.5	158
	79.37	98.42	10.31	9.52	61564	SNI 24 E	NBR	160	0.5	134
	79.4	88.9	10.5	10	170915	SNI 39 E	TPU	400	0.5	100
	80	88	12.5	11.5	170916	SNI 39 E	TPU	400	0.5	100
	80	89.4	7.1		110500	SNI 43 E	PTFE	350	15	188
	80	90	6	5	44102	SN 21 E	NBR	160	0.5	134
	80	90	6	5	14566	SN 25 E	TPU	300	0.5	100
	80	90	7	6	63110	SN 21 E	NBR	160	0.5	134
	80	90	7	6	67871	SN 25 E	TPU	300	0.5	100
	80	90	7.5	7.2	56160	SN 05 E	NBR	200	0.5	148
	80	90	8	7	126816	SN 21 E	NBR	160	0.5	134
	80	90	8	7.2	16117	SNI 30 E	TPU	400	0.5	100
	80	90	9	8	67872	SN 25 E	TPU	300	0.5	100
	80	90	11	10	14567	SN 25 E	TPU	300	0.5	100
	80	90	11	10.5	73786	SNI 30 E	TPU	400	0.5	100
	80	90	12.5	12.2	37529	SNI 07 E STI	NBR	400	0.5	148
	80	90	13	12	63112	SN 21 E	NBR	160	0.5	134
	80	90	13	12	14568	SN 25 E	TPU	300	0.5	100
	80	90	13	12	168549	SN 36 E	TPU	400	0.5	158
	80	90	13	12	15955	SNI 30 E	TPU	400	0.5	100
	80	90	13	12	22965	SNI 39 E	TPU	400	0.5	100
	80	90	14.5	13.5	79750	SN 25 E	TPU	300	0.5	100
	80	90	14.5	13.5	156390	SNI 39 E	TPU	400	0.5	100
	80	90	15	14	168553	SN 36 E	TPU	400	0.5	158
	80	90	15	14	171141	SNI 30 E	TPU	400	0.5	100
	80	90.7	4.2		83403	SPOR 30 Z	PTFE	400	15	166
	80	90.7	4.2		77332	SPOR 31 E	PTFE	400	15	166
	80	92	9	8.7	299	SN 05 E	NBR	200	0.5	148
	80	92	9.5	8.5	172998	SNI 24 E	NBR	160	0.5	134
	80	92	9.6	8.6	80850	SNI 30 E	TPU	400	0.5	100
	80	92	10.5	9.5	117345	SNI 24 E	NBR	160	0.5	134
	80	93	11	10	46154	SNI 30 E	TPU	400	0.5	100
	80	93	14.5	14.2	171512	SNI 07 E STI	NBR	400	0.5	148
	80	95	10	9	169339	SN 25 E	TPU	300	0.5	100
	80	95	10	9	69135	SNI 30 E	TPU	400	0.5	100
	80	95	11	10	15956	SNI 30 E	TPU	400	0.5	100
	80	95	11	10	59321	SNI 39 E	TPU	400	0.5	100
	80	95	12	11.7	171513	SNI 07 E STI	NBR	400	0.5	148
	80	95	12.5		24814	SN 05 E	NBR	200	0.5	148
	80	95	12.5	12.2	73842	SNI 07 E STI	NBR	400	0.5	148
	80	95	12.5	11.5	16119	SNI 30 E	TPU	400	0.5	100
	80	95	12.5	11.5	80610	SNI 39 E	TPU	400	0.5	100
80	95	13	12	14427	SN 25 E	TPU	300	0.5	100	
80	95	13	12	15957	SNI 30 E	TPU	400	0.5	100	
80	95	13	12	80340	SNI 39 E	TPU	400	0.5	100	
80	95.1	6.3		77049	SPOR 30 Z	PTFE	400	15	166	

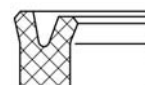


d	D	L	H	Item No.	Code	Mat.	max. Press. (bar)	max. Run. speed (m/s)	Page
80	95.1	6.3		76089	SPOR 31 E	PTFE	400	15	166
80	95.5	6.3	6	160986	SNI 72 E STI	TPU	400	0.5	164
80	96	10	9.7	65309	SN 05 E	NBR	200	0.5	148
80	96	10	9.7	26157	SNI 07 E STI	NBR	400	0.5	148
80	96	10.5	10.2	171514	SNI 07 E STI	NBR	400	0.5	148
80	100	11	10	27193	SN 21 E	NBR	160	0.5	134
80	100	11	10	14420	SN 25 E	TPU	300	0.5	100
80	100	12	11.7	171515	SNI 07 E STI	NBR	400	0.5	148
80	100	13	12	16438	SN 21 E	NBR	160	0.5	134
80	100	13	12	14429	SN 25 E	TPU	300	0.5	100
80	100	13	12	15958	SNI 30 E	TPU	400	0.5	100
80	100	13	12	80341	SNI 39 E	TPU	400	0.5	100
80	100	14	13.7	173769	SN 05 E	NBR	200	0.5	148
80	100	14	13.7	36593	SNI 07 E STI	NBR	400	0.5	148
80	100	14.5	14.2	171536	SNI 07 E STI	NBR	400	0.5	148
80	100	14.5	13.5	16120	SNI 30 E	TPU	400	0.5	100
80	100	16	15	16439	SN 21 E	NBR	160	0.5	134
80	100	16	15	171142	SNI 30 E	TPU	400	0.5	100
80	100	16	15	80342	SNI 39 E	TPU	400	0.5	100
80	100	19	18	14569	SN 25 E	TPU	300	0.5	100
80	105	13	12	27194	SN 21 E	NBR	160	0.5	134
80	105	13	12	118745	SN 25 E	TPU	300	0.5	100
80	105	16	15	25975	SN 21 E	NBR	160	0.5	134
80	110	16	15	27195	SN 21 E	NBR	160	0.5	134
82	92	11	10	63124	SN 21 E	NBR	160	0.5	134
82	92	11	10	22385	SN 25 E	TPU	300	0.5	100
82	97.1	6.3		82251	SPOR 30 Z	PTFE	400	15	166
82	97.1	6.3		122053	SPOR 31 E	PTFE	400	15	166
82	100	13	12	155716	SN 21 E	NBR	160	0.5	134
82.5	97.5	13	12.5	170917	SNI 39 E	TPU	400	0.5	100
82.55	92.07	10.31	9.52	159193	SNI 39 E	TPU	400	0.5	100
82.55	92.07	15.72	14.28	159194	SNI 39 E	TPU	400	0.5	100
82.55	95.25	8.72	7.93	36245	SNI 24 E	NBR	160	0.5	134
82.55	95.25	10.31	9.52	89892	SNI 39 E	TPU	400	0.5	100
82.55	98.42	14.3	12.7	159195	SNI 39 E	TPU	400	0.5	100
82.55	98.5	14	13	117390	SNI 30 E	TPU	400	0.5	100
82.55	101.6	12.7	12.4	35138	SNI 07 E STI	NBR	400	0.5	148
83	98	14.5	13.5	70364	SN 25 E	TPU	300	0.5	100
84	94.7	4.2		172400	SPOR 31 E	PTFE	400	15	166
84	100	14.5	13.5	73180	SN 25 E	TPU	300	0.5	100
85	92.5	10	9	68194	SNI 39 E	TPU	400	0.5	100
85	93	12.5	11.5	37769	SNI 39 E	TPU	400	0.5	100
85	94	15	14	73789	SNI 30 E	TPU	400	0.5	100
85	94.4	7.1		110501	SNI 43 E	PTFE	350	15	188
85	95	7	6	106964	SNI 30 E	TPU	400	0.5	100
85	95	7.5	7.2	59413	SN 05 E	NBR	200	0.5	148
85	95	8	7	168561	SN 36 E	TPU	400	0.5	158
85	95	8	7.7	171516	SNI 07 E STI	NBR	400	0.5	148
85	95	8	7	90360	SNI 24 E	NBR	160	0.5	134
85	95	8	7.2	171143	SNI 30 E	TPU	400	0.5	100
85	95	9.5	8.5	14712	SN 25 E	TPU	300	0.5	100
85	95	10.5	9.5	74294	SN 25 E	TPU	300	0.5	100
85	95	13	12	14570	SN 25 E	TPU	300	0.5	100
85	95	13	12	80800	SNI 30 E	TPU	400	0.5	100
85	95.7	4.2		117068	SPOR 30 Z	PTFE	400	15	166

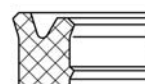
Dichtomatik Quickfinder
Rod seals



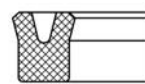
SN 25



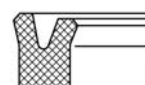
SNI 30



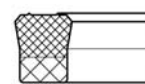
SNI 39



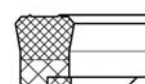
SN 21



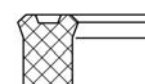
SNI 24



SN 05



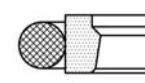
SNI 07



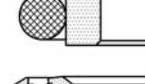
SN 36



SNI 72



SPOR 31



SPOR 30



SNI 43



Dichtomatik Quickfinder

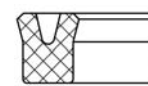
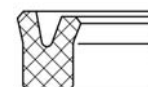
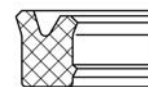
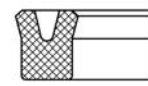
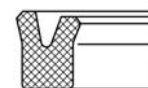
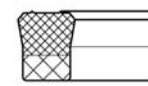
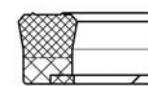
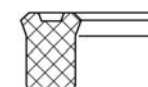
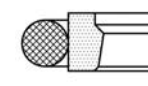
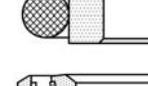
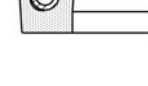
Rod seals

	d	D	L	H	Item No.	Code	Mat.	max. Press. (bar)	max. Run. speed (m/s)	Page
	85	95.7	4.2		320	SPOR 31 E	PTFE	400	15	166
	85	97	9		76217	SN 05 E	NBR	200	0.5	148
	85	97	9.5	9	171186	SN 36 E	TPU	400	0.5	158
	85	100	8.5	7.5	61105	SN 21 E	NBR	160	0.5	134
	85	100	9	8	118556	SN 25 E	TPU	300	0.5	100
	85	100	10	9	63128	SN 21 E	NBR	160	0.5	134
	85	100	10	9	56452	SN 25 E	TPU	300	0.5	100
	85	100	12	11	80577	SN 25 E	TPU	300	0.5	100
	85	100	12	11.7	171517	SNI 07 E STI	NBR	400	0.5	148
	85	100	12	11	171144	SNI 30 E	TPU	400	0.5	100
	85	100	12.5	11.5	76464	SNI 30 E	TPU	400	0.5	100
	85	100	12.5	11.5	125091	SNI 39 E	TPU	400	0.5	100
	85	100	13	12	27198	SN 21 E	NBR	160	0.5	134
	85	100	13	12	14571	SN 25 E	TPU	300	0.5	100
	85	100	13	12	15996	SNI 30 E	TPU	400	0.5	100
	85	100	13	12	89157	SNI 39 E	TPU	400	0.5	100
	85	100	26	25	67885	SN 25 E	TPU	300	0.5	100
	85	100.1	6.3		77050	SPOR 30 Z	PTFE	400	15	166
	85	100.1	6.3		76835	SPOR 31 E	PTFE	400	15	166
	85	100.5	6.3	6	127957	SNI 72 E STI	TPU	400	0.5	164
	85	105	11	10	27199	SN 21 E	NBR	160	0.5	134
	85	105	13	12	27200	SN 21 E	NBR	160	0.5	134
	85	105	13	12	14572	SN 25 E	TPU	300	0.5	100
	85	105	13	12	171145	SNI 30 E	TPU	400	0.5	100
	85	105	13	12	80343	SNI 39 E	TPU	400	0.5	100
	85	105	14.3	14	77283	SNI 07 E STI	NBR	400	0.5	148
	85	105	14.5	14.2	171518	SNI 07 E STI	NBR	400	0.5	148
	85	105	14.5	13.5	16124	SNI 30 E	TPU	400	0.5	100
	85	105	16	15	26331	SN 21 E	NBR	160	0.5	134
	85	105	19	18	67892	SN 25 E	TPU	300	0.5	100
	85	105.5	8.1		132594	SPOR 31 E	PTFE	400	15	166
	85	110	13	12	26609	SN 21 E	NBR	160	0.5	134
	85	110	13	12	67898	SN 25 E	TPU	300	0.5	100
	85	110	16	15	26332	SN 21 E	NBR	160	0.5	134
	85	115	16	15	169396	SN 25 E	TPU	300	0.5	100
	85.72	98.42	10.31	9.52	61565	SNI 24 E	NBR	160	0.5	134
	87	102.1	6.3		122047	SPOR 31 E	PTFE	400	15	166
	88	96	9	8	168563	SN 36 E	TPU	400	0.5	158
	88	98	7.5	6.5	106963	SNI 30 E	TPU	400	0.5	100
	88	100	9.5	8.5	125817	SNI 24 E	NBR	160	0.5	134
	88.9	98.42	10.31	9.52	159196	SNI 39 E	TPU	400	0.5	100
	88.9	101.6	8.72	7.93	159197	SNI 39 E	TPU	400	0.5	100
	88.9	101.6	10.31	9.52	66883	SN 25 E	TPU	300	0.5	100
	88.9	101.6	10.31	9.52	49601	SNI 24 E	NBR	160	0.5	134
	88.9	101.6	10.31	9.52	68195	SNI 39 E	TPU	400	0.5	100
	88.9	101.6	10.5	10	170918	SNI 39 E	TPU	400	0.5	100
	88.9	104.77	8.72	7.93	75135	SN 25 E	TPU	300	0.5	100
	88.9	104.77	14.3	12.7	159198	SNI 39 E	TPU	400	0.5	100
	88.9	107.95	17.47	15.87	159199	SNI 39 E	TPU	400	0.5	100
	88.9	114.3	12.7	11.7	41501	SN 05 E	NBR	200	0.5	148
	88.9	114.3	19.5	19.2	171519	SNI 07 E STI	NBR	400	0.5	148
89.7	104.8	6.3		84339	SPOR 31 E	PTFE	400	15	166	
90	98	9	8	77610	SN 36 E	TPU	400	0.5	158	
90	98	12.5	11.5	170919	SNI 39 E	TPU	400	0.5	100	
90	99.4	7.1		110502	SNI 43 E	PTFE	350	15	188	



d	D	L	H	Item No.	Code	Mat.	max. Press. (bar)	max. Run. speed (m/s)	Page
90	100	6	5	61106	SN 21 E	NBR	160	0.5	134
90	100	6	5	34725	SN 25 E	TPU	300	0.5	100
90	100	7.5	6.5	168572	SN 36 E	TPU	400	0.5	158
90	100	8	7	22416	SN 25 E	TPU	300	0.5	100
90	100	8	7.5	170921	SNI 39 E	TPU	400	0.5	100
90	100	9	8	14714	SN 25 E	TPU	300	0.5	100
90	100	10	9	170920	SNI 39 E	TPU	400	0.5	100
90	100	10.5	10.2	62060	SNI 07 E STI	NBR	400	0.5	148
90	100	11	10	157381	SN 25 E	TPU	300	0.5	100
90	100	11	10	4854	SNI 30 E	TPU	400	0.5	100
90	100	11	10	148993	SNI 39 E	TPU	400	0.5	100
90	100	12.5	11.5	171146	SNI 30 E	TPU	400	0.5	100
90	100	12.5	11.5	68196	SNI 39 E	TPU	400	0.5	100
90	100	13	12	14421	SN 25 E	TPU	300	0.5	100
90	100	13	12	124684	SNI 39 E	TPU	400	0.5	100
90	100.7	4.2		156891	SPOR 30 Z	PTFE	400	15	166
90	100.7	4.2		77954	SPOR 31 E	PTFE	400	15	166
90	102	9		300	SN 05 E	NBR	200	0.5	148
90	102	9.5	8.5	172999	SNI 24 E	NBR	160	0.5	134
90	102	10	9	125043	SNI 30 E	TPU	400	0.5	100
90	105	8.5	7.5	61107	SN 21 E	NBR	160	0.5	134
90	105	9.5	9.2	171520	SNI 07 E STI	NBR	400	0.5	148
90	105	9.5	8.5	16126	SNI 30 E	TPU	400	0.5	100
90	105	10	9	67893	SN 25 E	TPU	300	0.5	100
90	105	10.5	9.5	22434	SNI 30 E	TPU	400	0.5	100
90	105	11	10	46039	SNI 30 E	TPU	400	0.5	100
90	105	12.5	12.2	74663	SNI 07 E STI	NBR	400	0.5	148
90	105	12.5	11.5	16127	SNI 30 E	TPU	400	0.5	100
90	105	12.5	11.5	68197	SNI 39 E	TPU	400	0.5	100
90	105	13	12	14573	SN 25 E	TPU	300	0.5	100
90	105	13	12	15959	SNI 30 E	TPU	400	0.5	100
90	105	13	12	22361	SNI 39 E	TPU	400	0.5	100
90	105.1	6.3		77051	SPOR 30 Z	PTFE	400	15	166
90	105.1	6.3		76836	SPOR 31 E	PTFE	400	15	166
90	105.5	6.3	6	155803	SNI 72 E STI	TPU	400	0.5	164
90	105.5	6.3		114995	SPOR 31 E	PTFE	400	15	166
90	106.2	10.8	10.5	171521	SNI 07 E STI	NBR	400	0.5	148
90	110	11	10	27204	SN 21 E	NBR	160	0.5	134
90	110	11	10	67899	SN 25 E	TPU	300	0.5	100
90	110	12.5	12.2	60162	SN 05 E	NBR	200	0.5	148
90	110	12.5	12.2	56163	SNI 07 E STI	NBR	400	0.5	148
90	110	13	12	14574	SN 25 E	TPU	300	0.5	100
90	110	13	12	15960	SNI 30 E	TPU	400	0.5	100
90	110	13	12	68198	SNI 39 E	TPU	400	0.5	100
90	110	14	13	63146	SN 21 E	NBR	160	0.5	134
90	110	14	13.7	302	SNI 07 E STI	NBR	400	0.5	148
90	110	16	15	26333	SN 21 E	NBR	160	0.5	134
90	110	16	15	16128	SNI 30 E	TPU	400	0.5	100
90	110	19	18	14575	SN 25 E	TPU	300	0.5	100
90	110.5	8.1		161777	SPOR 31 E	PTFE	400	15	166
90	112	13	12	77770	SNI 24 E	NBR	160	0.5	134
90	115	13	12	42513	SN 25 E	TPU	300	0.5	100
90	115	16	15	26334	SN 21 E	NBR	160	0.5	134
90	115	16	15	14576	SN 25 E	TPU	300	0.5	100
90	115	23	22	66740	SN 25 E	TPU	300	0.5	100

Dichtomatik Quickfinder Rod seals

**SN 25****SNI 30****SNI 39****SN 21****SNI 24****SN 05****SNI 07****SN 36****SNI 72****SPOR 31****SPOR 30****SNI 43**



Dichtomatik Quickfinder

Rod seals

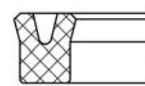
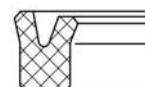
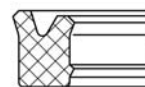
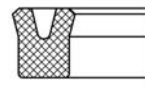
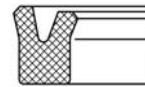
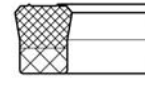
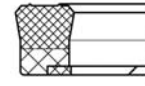
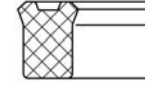
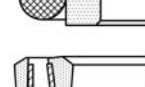
	d	D	L	H	Item No.	Code	Mat.	max. Press. (bar)	max. Run. speed (m/s)	Page
	90	120	16	15	27205	SN 21 E	NBR	160	0.5	134
	90	120	16	15	169408	SN 25 E	TPU	300	0.5	100
	90.5	101.2	4.2		150296	SPOR 31 E	PTFE	400	15	166
	91	99	8.5	8	171147	SNI 30 E	TPU	400	0.5	100
	91	99	9	8	168570	SN 36 E	TPU	400	0.5	158
	91.8	106	12.2	11.2	116806	SNI 24 E	NBR	160	0.5	134
	92	99	11	10	78317	SN 21 E	NBR	160	0.5	134
	92	107.1	6.3		89235	SPOR 31 E	PTFE	400	15	166
	92.07	104.77	10.31	9.52	159200	SNI 39 E	TPU	400	0.5	100
	92.07	106.4	8.72	7.93	61567	SNI 24 E	NBR	160	0.5	134
	93	101	12.5	11.5	7483	SNI 39 E	TPU	400	0.5	100
	93	104	11	10.5	169573	SNI 30 E	TPU	400	0.5	100
	94	102	14	13	168559	SN 36 E	TPU	400	0.5	158
	95	103	12.5	11.5	170922	SNI 39 E	TPU	400	0.5	100
	95	103	13	12	37768	SNI 39 E	TPU	400	0.5	100
	95	104.4	7.1		110503	SNI 43 E	PTFE	350	15	188
	95	105	9.5	9	170923	SNI 39 E	TPU	400	0.5	100
	95	105	10.5	10.2	24082	SNI 07 E STI	NBR	400	0.5	148
	95	105	11	10.5	24819	SN 05 E	NBR	200	0.5	148
	95	105	11	10.7	171522	SNI 07 E STI	NBR	400	0.5	148
	95	105	11	10	169571	SNI 30 E	TPU	400	0.5	100
	95	105	13	12	14577	SN 25 E	TPU	300	0.5	100
	95	105	13	12	169157	SNI 30 E	TPU	400	0.5	100
	95	105	13	12	68201	SNI 39 E	TPU	400	0.5	100
	95	107	12	11.7	44324	SN 05 E	NBR	200	0.5	148
	95	107	12.5	11.9	74661	SNI 07 E STI	NBR	400	0.5	148
	95	110	8.5	7.5	61109	SN 21 E	NBR	160	0.5	134
	95	110	10	9	63154	SN 21 E	NBR	160	0.5	134
	95	110	10	9	67900	SN 25 E	TPU	300	0.5	100
	95	110	10	9	125045	SNI 30 E	TPU	400	0.5	100
	95	110	11	10	117432	SN 25 E	TPU	300	0.5	100
	95	110	13	12	14414	SN 25 E	TPU	300	0.5	100
	95	110	13	12	43053	SNI 30 E	TPU	400	0.5	100
	95	110	16	15	14715	SN 25 E	TPU	300	0.5	100
	95	110.1	6.3		77052	SPOR 30 Z	PTFE	400	15	166
	95	110.1	6.3		76837	SPOR 31 E	PTFE	400	15	166
	95	110.5	6.3	6	124179	SNI 72 E STI	TPU	400	0.5	164
	95	112	12	11	169394	SN 25 E	TPU	300	0.5	100
	95	112	12	11.7	171523	SNI 07 E STI	NBR	400	0.5	148
	95	112	12.5	11.5	168578	SN 36 E	TPU	400	0.5	158
	95	115	13	12	14578	SN 25 E	TPU	300	0.5	100
	95	115	13	12	16131	SNI 30 E	TPU	400	0.5	100
	95	115	13	12	118863	SNI 39 E	TPU	400	0.5	100
	95	115	14	13.7	303	SNI 07 E STI	NBR	400	0.5	148
	95	115	14.5	14.2	171524	SNI 07 E STI	NBR	400	0.5	148
	95	115	16	15	26335	SN 21 E	NBR	160	0.5	134
	95	115	19	18	14717	SN 25 E	TPU	300	0.5	100
	95	115.5	8.1		149831	SPOR 31 E	PTFE	400	15	166
	95	120	16	15	26336	SN 21 E	NBR	160	0.5	134
	95	125	16	15	27210	SN 21 E	NBR	160	0.5	134
	95.25	104.77	10.31	9.52	159201	SNI 39 E	TPU	400	0.5	100
	95.25	107.95	10.31	9.52	159202	SNI 39 E	TPU	400	0.5	100
	95.25	107.95	14.3	12.7	159203	SNI 39 E	TPU	400	0.5	100
	95.25	107.95	15.72	14.28	159204	SNI 39 E	TPU	400	0.5	100
	95.25	111.12	10.31	9.52	61568	SNI 24 E	NBR	160	0.5	134



d	D	L	H	Item No.	Code	Mat.	max. Press. (bar)	max. Run. speed (m/s)	Page
96	105	12	11	15484	SN 25 E	TPU	300	0.5	100
97	105	12.5	11.5	170924	SNI 39 E	TPU	400	0.5	100
97	105	14	13	66742	SN 36 E	TPU	400	0.5	158
97	105	14.5	13.5	68203	SNI 39 E	TPU	400	0.5	100
97	106	15	14	170925	SNI 39 E	TPU	400	0.5	100
98	108	11	10	14580	SN 25 E	TPU	300	0.5	100
98.42	107.95	10.31	9.52	61569	SNI 24 E	NBR	160	0.5	134
99	109	13	12.5	170926	SNI 39 E	TPU	400	0.5	100
100	108	9	8	77611	SN 36 E	TPU	400	0.5	158
100	108	12.5	11.5	170927	SNI 39 E	TPU	400	0.5	100
100	109.4	7.1		110504	SNI 43 E	PTFE	350	15	188
100	110	6	5	61110	SN 21 E	NBR	160	0.5	134
100	110	6	5	77490	SN 25 E	TPU	300	0.5	100
100	110	9	8	169392	SN 25 E	TPU	300	0.5	100
100	110	11	10.5	170929	SNI 39 E	TPU	400	0.5	100
100	110	12.5	11.5	170928	SNI 39 E	TPU	400	0.5	100
100	110	15	14	169360	SNI 30 E	TPU	400	0.5	100
100	110	15	14	160456	SNI 39 E	TPU	400	0.5	100
100	110.2	7.5		28508	SNI 43 E	PTFE	350	15	188
100	110.7	4.2		323	SPOR 31 E	PTFE	400	15	166
100	111	4.2		75308	SPOR 30 Z	PTFE	400	15	166
100	113	13.5	13	169359	SNI 30 E	TPU	400	0.5	100
100	115	10	9	67901	SN 25 E	TPU	300	0.5	100
100	115	10	9	169403	SNI 30 E	TPU	400	0.5	100
100	115	11	10	173000	SNI 24 E	NBR	160	0.5	134
100	115	11	10	125046	SNI 30 E	TPU	400	0.5	100
100	115	11.5	11.2	171555	SNI 07 E STI	NBR	400	0.5	148
100	115	11.5	10.5	16133	SNI 30 E	TPU	400	0.5	100
100	115	12	11.7	62004	SN 05 E	NBR	200	0.5	148
100	115	12	11.7	68996	SNI 07 E STI	NBR	400	0.5	148
100	115	12	11	80238	SNI 30 E	TPU	400	0.5	100
100	115	12.5	12.2	171538	SNI 07 E STI	NBR	400	0.5	148
100	115	13	12	14581	SN 25 E	TPU	300	0.5	100
100	115	13	12	15961	SNI 30 E	TPU	400	0.5	100
100	115	13	12	80349	SNI 39 E	TPU	400	0.5	100
100	115.1	6.3		77053	SPOR 30 Z	PTFE	400	15	166
100	115.1	6.3		76838	SPOR 31 E	PTFE	400	15	166
100	115.5	6.3	6	133418	SNI 72 E STI	TPU	400	0.5	164
100	115.5	6.3		114996	SPOR 31 E	PTFE	400	15	166
100	120	11	10	27213	SN 21 E	NBR	160	0.5	134
100	120	11	10	44858	SN 25 E	TPU	300	0.5	100
100	120	11.5	11.2	124883	SNI 07 E STI	NBR	400	0.5	148
100	120	12	11.7	171556	SNI 07 E STI	NBR	400	0.5	148
100	120	12.5	11.5	93317	SNI 30 E	TPU	400	0.5	100
100	120	13	12	39177	SN 21 E	NBR	160	0.5	134
100	120	13	12	14582	SN 25 E	TPU	300	0.5	100
100	120	13	12	15962	SNI 30 E	TPU	400	0.5	100
100	120	13	12	80350	SNI 39 E	TPU	400	0.5	100
100	120	14	13.7	24820	SN 05 E	NBR	200	0.5	148
100	120	14	13.7	44434	SNI 07 E STI	NBR	400	0.5	148
100	120	14.5	14.2	171557	SNI 07 E STI	NBR	400	0.5	148
100	120	14.5	13.5	169402	SNI 30 E	TPU	400	0.5	100
100	120	16	15	16441	SN 21 E	NBR	160	0.5	134
100	120	16	15	14583	SN 25 E	TPU	300	0.5	100
100	120	16	15	15963	SNI 30 E	TPU	400	0.5	100

Dichtomatik Quickfinder

Rod seals

**SN 25****SNI 30****SNI 39****SN 21****SNI 24****SN 05****SNI 07****SN 36****SNI 72****SPOR 31****SPOR 30****SNI 43**



Dichtomatik Quickfinder

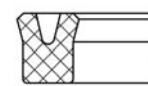
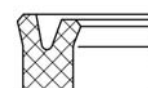
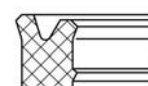
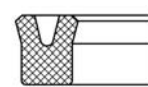
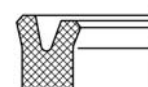
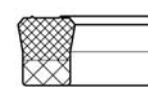
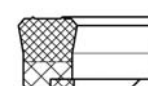
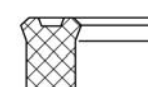
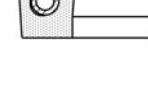
Rod seals

	d	D	L	H	Item No.	Code	Mat.	max. Press. (bar)	max. Run. speed (m/s)	Page
	100	120	16	15	80351	SNI 39 E	TPU	400	0.5	100
	100	120	16	14.5	80612	SNI 39 E	TPU	400	0.5	100
	100	120	19	18	14733	SN 25 E	TPU	300	0.5	100
	100	125	13	12	27214	SN 21 E	NBR	160	0.5	134
	100	125	13	12	14642	SN 25 E	TPU	300	0.5	100
	100	125	16	15	16442	SN 21 E	NBR	160	0.5	134
	100	125	16	15	14584	SN 25 E	TPU	300	0.5	100
	100	125	16	15	80346	SNI 39 E	TPU	400	0.5	100
	100	125	20	19	169458	SNI 30 E	TPU	400	0.5	100
	100	130	13	12	22667	SN 25 E	TPU	300	0.5	100
	100	130	16	15	169431	SN 25 E	TPU	300	0.5	100
	100	130	19	18	26337	SN 21 E	NBR	160	0.5	134
	100	130	19	18	36641	SN 25 E	TPU	300	0.5	100
	100	135	17	16	72962	SN 25 E	TPU	300	0.5	100
	100	140	21	20	110249	SN 21 E	NBR	160	0.5	134
	101.6	111.12	7.14	5.75	61571	SNI 24 E	NBR	160	0.5	134
	101.6	111.12	10.31	9.52	125388	SNI 30 E	TPU	400	0.5	100
	101.6	111.12	10.31	9.52	159205	SNI 39 E	TPU	400	0.5	100
	101.6	114.3	8.72	7.93	159206	SNI 39 E	TPU	400	0.5	100
	101.6	114.3	10.31	9.52	159207	SNI 39 E	TPU	400	0.5	100
	101.6	114.3	15.72	14.28	159208	SNI 39 E	TPU	400	0.5	100
	101.6	117.47	10.31	9.52	159209	SNI 39 E	TPU	400	0.5	100
	101.6	117.47	14.3	12.7	159210	SNI 39 E	TPU	400	0.5	100
	101.6	120.65	14.3	12.7	159211	SNI 39 E	TPU	400	0.5	100
	101.6	120.65	17.47	15.87	159212	SNI 39 E	TPU	400	0.5	100
	103	112.4	7.1		110533	SNI 43 E	PTFE	350	15	188
	104	110	13	12	7515	SN 25 E	TPU	300	0.5	100
	105	113	12.5	11.5	170931	SNI 39 E	TPU	400	0.5	100
	105	113	14.5	13.5	170930	SNI 39 E	TPU	400	0.5	100
	105	114.4	7.1		110505	SNI 43 E	PTFE	350	15	188
	105	115	11	10.7	171558	SNI 07 E STI	NBR	400	0.5	148
	105	115	11	10	169457	SNI 30 E	TPU	400	0.5	100
	105	115	12.5	11.5	169546	SNI 30 E	TPU	400	0.5	100
	105	115	12.5	11.5	68211	SNI 39 E	TPU	400	0.5	100
	105	115	14.5	13.5	169545	SNI 30 E	TPU	400	0.5	100
	105	117	11	10	161798	SNI 30 E	TPU	400	0.5	100
	105	120	9	8	14748	SN 25 E	TPU	300	0.5	100
	105	120	10.9	9.9	59451	SNI 39 E	TPU	400	0.5	100
	105	120	13	12	169542	SNI 30 E	TPU	400	0.5	100
	105	120	15	14.7	116319	SNI 07 E STI	NBR	400	0.5	148
	105	120	16	15	14718	SN 25 E	TPU	300	0.5	100
	105	120	16	15	15964	SNI 30 E	TPU	400	0.5	100
	105	120.1	6.3		77054	SPOR 30 Z	PTFE	400	15	166
	105	120.1	6.3		76839	SPOR 31 E	PTFE	400	15	166
	105	120.5	6.3	6	166975	SNI 72 E STI	TPU	400	0.5	164
	105	125	11	10	78529	SN 25 E	TPU	300	0.5	100
105	125	12	11.7	77284	SNI 07 E STI	NBR	400	0.5	148	
105	125	12.5	12.2	171559	SNI 07 E STI	NBR	400	0.5	148	
105	125	13	12	14749	SN 25 E	TPU	300	0.5	100	
105	125	13	12	169541	SNI 30 E	TPU	400	0.5	100	
105	125	15	14	66751	SN 25 E	TPU	300	0.5	100	
105	125	16	15	14585	SN 25 E	TPU	300	0.5	100	
105	125.5	8.1		158806	SPOR 31 E	PTFE	400	15	166	
105	130	13	12	79549	SN 21 E	NBR	160	0.5	134	
105	130	13	12	159836	SN 25 E	TPU	300	0.5	100	



d	D	L	H	Item No.	Code	Mat.	max. Press. (bar)	max. Run. speed (m/s)	Page
105	130	19	18	26338	SN 21 E	NBR	160	0.5	134
106	120	9.5	8.5	66752	SN 25 E	TPU	300	0.5	100
106	120	10.5	9.5	134964	SNI 30 E	TPU	400	0.5	100
106	121.1	6.3		134965	SPOR 31 E	PTFE	400	15	166
107	115	9	8	168580	SN 36 E	TPU	400	0.5	158
107	117	7	6	119006	SNI 30 E	TPU	400	0.5	100
107.5	122.6	6.3		80521	SPOR 31 E	PTFE	400	15	166
107.95	127	10.31	9.52	61572	SNI 24 E	NBR	160	0.5	134
107.95	127	17.47	15.87	159213	SNI 39 E	TPU	400	0.5	100
107.95	133.35	19.05		79018	SN 05 E	NBR	200	0.5	148
108	123.1	6.3		90481	SPOR 31 E	PTFE	400	15	166
110	118	12.5	11.5	170932	SNI 39 E	TPU	400	0.5	100
110	118	14	13	70890	SN 36 E	TPU	400	0.5	158
110	119.4	7.1		110506	SNI 43 E	PTFE	350	15	188
110	120	7	6	119007	SNI 30 E	TPU	400	0.5	100
110	120	10.5	10.2	73845	SNI 07 E STI	NBR	400	0.5	148
110	120	13	12	73794	SNI 30 E	TPU	400	0.5	100
110	120	13	12	80355	SNI 39 E	TPU	400	0.5	100
110	120.7	4.2		115962	SPOR 30 Z	PTFE	400	15	166
110	120.7	4.2		336	SPOR 31 E	PTFE	400	15	166
110	124	9	8	79360	SN 21 E	NBR	160	0.5	134
110	125	10.6	9.6	125048	SNI 30 E	TPU	400	0.5	100
110	125	11	10.7	57091	SN 05 E	NBR	200	0.5	148
110	125	11	10	116376	SNI 24 E	NBR	160	0.5	134
110	125	11.5	11.2	59415	SNI 07 E STI	NBR	400	0.5	148
110	125	12	11.7	65356	SN 05 E	NBR	200	0.5	148
110	125	12	11.7	171560	SNI 07 E STI	NBR	400	0.5	148
110	125	12	11	16139	SNI 30 E	TPU	400	0.5	100
110	125	13	12	14719	SN 25 E	TPU	300	0.5	100
110	125	13	12	134400	SNI 39 E	TPU	400	0.5	100
110	125	16	15	14431	SN 25 E	TPU	300	0.5	100
110	125	16	15	169547	SNI 30 E	TPU	400	0.5	100
110	125	16	15	22363	SNI 39 E	TPU	400	0.5	100
110	125.1	6.3		77055	SPOR 30 Z	PTFE	400	15	166
110	125.1	6.3		76172	SPOR 31 E	PTFE	400	15	166
110	125.5	6.3	6	123212	SNI 72 E STI	TPU	400	0.5	164
110	130	11	10	149573	SN 25 E	TPU	300	0.5	100
110	130	12	11.7	27584	SN 05 E	NBR	200	0.5	148
110	130	12	11.7	68972	SNI 07 E STI	NBR	400	0.5	148
110	130	12.5	12.2	171561	SNI 07 E STI	NBR	400	0.5	148
110	130	13	12	67906	SN 25 E	TPU	300	0.5	100
110	130	13	12	15966	SNI 30 E	TPU	400	0.5	100
110	130	13	12	80356	SNI 39 E	TPU	400	0.5	100
110	130	15	14	173001	SNI 24 E	NBR	160	0.5	134
110	130	16	15	14586	SN 25 E	TPU	300	0.5	100
110	130	16	15	15967	SNI 30 E	TPU	400	0.5	100
110	130	16	15	80357	SNI 39 E	TPU	400	0.5	100
110	130	16	14.5	80358	SNI 39 E	TPU	400	0.5	100
110	130	19	18	14720	SN 25 E	TPU	300	0.5	100
110	135	13	12	27221	SN 21 E	NBR	160	0.5	134
110	135	15	14.7	124886	SNI 07 E STI	NBR	400	0.5	148
110	135	15.5	15.2	171562	SNI 07 E STI	NBR	400	0.5	148
110	135	16	15	80354	SNI 39 E	TPU	400	0.5	100
110	135	19	18	26339	SN 21 E	NBR	160	0.5	134
110	135	19	18	169449	SN 25 E	TPU	300	0.5	100

Dichtomatik Quickfinder Rod seals

**SN 25****SNI 30****SNI 39****SN 21****SNI 24****SN 05****SNI 07****SN 36****SNI 72****SPOR 31****SPOR 30****SNI 43**



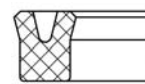
Dichtomatik Quickfinder
Rod seals

	d	D	L	H	Item No.	Code	Mat.	max. Press. (bar)	max. Run. speed (m/s)	Page
	110	135	20	19	169538	SNI 30 E	TPU	400	0.5	100
	110	140	16	15	27222	SN 21 E	NBR	160	0.5	134
	110	140	19	18	16443	SN 21 E	NBR	160	0.5	134
	110	140	19	18	117436	SN 25 E	TPU	300	0.5	100
	112	122	11	10.5	170933	SNI 39 E	TPU	400	0.5	100
	113	123	9.5	9	170934	SNI 39 E	TPU	400	0.5	100
	113	125	10.5	9.5	14721	SN 25 E	TPU	300	0.5	100
	113.8	128	12.2	11.2	116805	SNI 24 E	NBR	160	0.5	134
	114.3	127	10.31	9.52	159214	SNI 39 E	TPU	400	0.5	100
	114.3	127	16	14.5	73197	SN 25 E	TPU	300	0.5	100
	114.3	130.17	10.31	9.52	75137	SN 25 E	TPU	300	0.5	100
	114.3	130.17	14.3	12.7	159215	SNI 39 E	TPU	400	0.5	100
	114.3	130.17	17.47	15.87	159216	SNI 39 E	TPU	400	0.5	100
	114.3	133.35	17.47	15.87	159217	SNI 39 E	TPU	400	0.5	100
	114.3	139.7	19.05		79020	SN 05 E	NBR	200	0.5	148
	114.3	146.05	14.3	12.7	61574	SNI 24 E	NBR	160	0.5	134
	114.5	129.6	6.3		80520	SPOR 31 E	PTFE	400	15	166
	115	123	12.5	11.5	68228	SNI 39 E	TPU	400	0.5	100
	115	124.4	7.1		110507	SNI 43 E	PTFE	350	15	188
	115	125	13	12	68229	SNI 39 E	TPU	400	0.5	100
	115	125	15	14	170935	SNI 39 E	TPU	400	0.5	100
	115	125	16	15	171050	SN 25 E	TPU	300	0.5	100
	115	126	16	15	171051	SN 25 E	TPU	300	0.5	100
	115	130	11	10	169441	SN 25 E	TPU	300	0.5	100
	115	130	11	10.5	170936	SNI 39 E	TPU	400	0.5	100
	115	130	16	15	14589	SN 25 E	TPU	300	0.5	100
	115	130.1	6.3		77056	SPOR 30 Z	PTFE	400	15	166
	115	130.1	6.3		76840	SPOR 31 E	PTFE	400	15	166
	115	135	13	12	67909	SN 25 E	TPU	300	0.5	100
	115	135	13	12	169537	SNI 30 E	TPU	400	0.5	100
	115	135	15.5	15.2	69000	SNI 07 E STI	NBR	400	0.5	148
	115	135	16	15	27224	SN 21 E	NBR	160	0.5	134
	115	135	16	15	14590	SN 25 E	TPU	300	0.5	100
	115	135.5	8.1		172401	SPOR 31 E	PTFE	400	15	166
	115	140	16	15	21683	SN 25 E	TPU	300	0.5	100
	115	140	16	15	80360	SNI 39 E	TPU	400	0.5	100
	115	140	19	18	24230	SN 21 E	NBR	160	0.5	134
	115	140	23	22	14750	SN 25 E	TPU	300	0.5	100
	115	145	19	18	26340	SN 21 E	NBR	160	0.5	134
	115	145	19	18	158712	SN 25 E	TPU	300	0.5	100
	117	126	15	14	68230	SNI 39 E	TPU	400	0.5	100
	117.47	133.35	17.47	15.87	159219	SNI 39 E	TPU	400	0.5	100
	118	126	12.5	11.5	64739	SNI 39 E	TPU	400	0.5	100
	118	126	14	13	66744	SN 36 E	TPU	400	0.5	158
	118	126	14.5	13.5	68232	SNI 39 E	TPU	400	0.5	100
	120	126.2	4.8		150360	SNI 43 E	PTFE	350	15	188
	120	128	12.5	11.5	68233	SNI 39 E	TPU	400	0.5	100
120	130	6	5	67907	SN 25 E	TPU	300	0.5	100	
120	130	8	7.2	169552	SNI 30 E	TPU	400	0.5	100	
120	130	10.5	10.2	65363	SN 05 E	NBR	200	0.5	148	
120	130	10.5	10.2	171563	SNI 07 E STI	NBR	400	0.5	148	
120	130	12.5	12.2	57022	SNI 07 E STI	NBR	400	0.5	148	
120	130	12.5	11.5	16143	SNI 30 E	TPU	400	0.5	100	
120	130	12.5	11.5	68234	SNI 39 E	TPU	400	0.5	100	
120	130	13	12	170937	SNI 39 E	TPU	400	0.5	100	

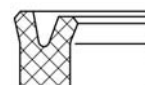


d	D	L	H	Item No.	Code	Mat.	max. Press. (bar)	max. Run. speed (m/s)	Page
120	130	14.5	13.5	156396	SNI 39 E	TPU	400	0.5	100
120	130	15	14	169445	SN 25 E	TPU	300	0.5	100
120	130.7	4.2		83405	SPOR 30 Z	PTFE	400	15	166
120	130.7	4.2		134321	SPOR 31 E	PTFE	400	15	166
120	132	11	10.5	169564	SNI 30 E	TPU	400	0.5	100
120	132	15	14	133110	SN 21 E	NBR	160	0.5	134
120	132.2	9.5		110508	SNI 43 E	PTFE	350	15	188
120	132.7	10	9.7	171564	SNI 07 E STI	NBR	400	0.5	148
120	135	8.5	7.5	61115	SN 21 E	NBR	160	0.5	134
120	135	12.5	12.2	171565	SNI 07 E STI	NBR	400	0.5	148
120	135	12.5	11.5	169563	SNI 30 E	TPU	400	0.5	100
120	135	16	15	14591	SN 25 E	TPU	300	0.5	100
120	135	16	15	168585	SN 36 E	TPU	400	0.5	158
120	135	16	15	15998	SNI 30 E	TPU	400	0.5	100
120	135	16	15	77703	SNI 39 E	TPU	400	0.5	100
120	135.1	6.3		77057	SPOR 30 Z	PTFE	400	15	166
120	135.1	6.3		76841	SPOR 31 E	PTFE	400	15	166
120	135.5	6.3	6	133379	SNI 72 E STI	TPU	400	0.5	164
120	140	11	10	27226	SN 21 E	NBR	160	0.5	134
120	140	11	10	14592	SN 25 E	TPU	300	0.5	100
120	140	12	11.7	56333	SNI 07 E STI	NBR	400	0.5	148
120	140	12.5	12.2	171566	SNI 07 E STI	NBR	400	0.5	148
120	140	13	12	72796	SN 25 E	TPU	300	0.5	100
120	140	13	12	15999	SNI 30 E	TPU	400	0.5	100
120	140	13	12	80359	SNI 39 E	TPU	400	0.5	100
120	140	15	14	38405	SN 21 E	NBR	160	0.5	134
120	140	16	15	14593	SN 25 E	TPU	300	0.5	100
120	140	16	15	16000	SNI 30 E	TPU	400	0.5	100
120	140	16	15	22134	SNI 39 E	TPU	400	0.5	100
120	145	18.8	18.5	171567	SNI 07 E STI	NBR	400	0.5	148
120	145	19	18	16444	SN 21 E	NBR	160	0.5	134
120	150	16	15	27228	SN 21 E	NBR	160	0.5	134
120	150	16	15	67919	SN 25 E	TPU	300	0.5	100
120.65	130.17	10.31	9.52	159220	SNI 39 E	TPU	400	0.5	100
120.65	130.17	17.47	15.87	159221	SNI 39 E	TPU	400	0.5	100
120.65	136.52	7.93	7.14	61575	SNI 24 E	NBR	160	0.5	134
121	135	10	9	68236	SNI 39 E	TPU	400	0.5	100
121.2	150	14	13.7	62015	SNI 07 E STI	NBR	400	0.5	148
123	133	7.5	7.2	60164	SN 05 E	NBR	200	0.5	148
125	131.2	4.8		128100	SNI 43 E	PTFE	350	15	188
125	133	7.5	6.5	80655	SN 36 E	TPU	400	0.5	158
125	133	12.5	11.5	76472	SNI 39 E	TPU	400	0.5	100
125	135	11	10	170938	SNI 39 E	TPU	400	0.5	100
125	135	14.5	13.5	171155	SNI 30 E	TPU	400	0.5	100
125	135	14.5	13.5	160457	SNI 39 E	TPU	400	0.5	100
125	137.2	9.5		110509	SNI 43 E	PTFE	350	15	188
125	140	8.5	7.5	61116	SN 21 E	NBR	160	0.5	134
125	140	9	8	79353	SN 21 E	NBR	160	0.5	134
125	140	10	9	63415	SN 21 E	NBR	160	0.5	134
125	140	11.5		61097	SN 05 E	NBR	200	0.5	148
125	140	12	11	14723	SN 25 E	TPU	300	0.5	100
125	140	13	12	67911	SN 25 E	TPU	300	0.5	100
125	140	16	15	14594	SN 25 E	TPU	300	0.5	100
125	140.1	6.3		77058	SPOR 30 Z	PTFE	400	15	166
125	140.1	6.3		75291	SPOR 31 E	PTFE	400	15	166

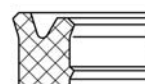
Dichtomatik Quickfinder
Rod seals



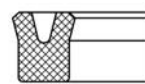
SN 25



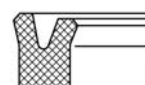
SNI 30



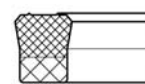
SNI 39



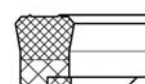
SN 21



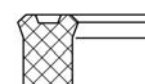
SNI 24



SN 05



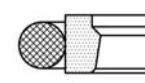
SNI 07



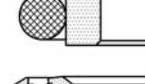
SN 36



SNI 72



SPOR 31



SPOR 30



SNI 43



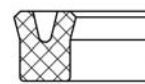
Dichtomatik Quickfinder
Rod seals

	d	D	L	H	Item No.	Code	Mat.	max. Press. (bar)	max. Run. speed (m/s)	Page
	125	140.5	6.3		29549	SPOR 31 E	PTFE	400	15	166
	125	145	11	10	149574	SN 25 E	TPU	300	0.5	100
	125	145	13	12	15969	SNI 30 E	TPU	400	0.5	100
	125	145	13	12	80361	SNI 39 E	TPU	400	0.5	100
	125	145	15	14	173002	SNI 24 E	NBR	160	0.5	134
	125	145	16	15	14595	SN 25 E	TPU	300	0.5	100
	125	145	16	15	15968	SNI 30 E	TPU	400	0.5	100
	125	145	16	15	80365	SNI 39 E	TPU	400	0.5	100
	125	145	19	18	169469	SN 25 E	TPU	300	0.5	100
	125	145.5	8.1		118877	SPOR 31 E	PTFE	400	15	166
	125	150	13	12	67920	SN 25 E	TPU	300	0.5	100
	125	150	14	13.7	171568	SNI 07 E STI	NBR	400	0.5	148
	125	150	14.5	14.2	171539	SNI 07 E STI	NBR	400	0.5	148
	125	150	15	14	171156	SNI 30 E	TPU	400	0.5	100
	125	150	16	15	80367	SNI 39 E	TPU	400	0.5	100
	125	150	19	18	26342	SN 21 E	NBR	160	0.5	134
	125	150	20	19	171157	SNI 30 E	TPU	400	0.5	100
	125	154	21	20	90400	SN 21 E	NBR	160	0.5	134
	125	155	16	15	27231	SN 21 E	NBR	160	0.5	134
	125	155	16	15	14751	SN 25 E	TPU	300	0.5	100
	125	155	19	18	26343	SN 21 E	NBR	160	0.5	134
	125	155	19	18	15970	SNI 30 E	TPU	400	0.5	100
	125	155	19	18	80369	SNI 39 E	TPU	400	0.5	100
	125	155	23	22	108671	SN 21 E	NBR	160	0.5	134
	125	155	26	25	77890	SNI 24 E	NBR	160	0.5	134
	126	134	9	8	168583	SN 36 E	TPU	400	0.5	158
	126.2	132.4	4.8		149810	SNI 43 E	PTFE	350	15	188
	127	139.7	10	9.2	22691	SNI 30 E	TPU	400	0.5	100
	127	139.7	10.31	9.52	159222	SNI 39 E	TPU	400	0.5	100
	127	139.7	15.72	14.28	159223	SNI 39 E	TPU	400	0.5	100
	127	142.87	14.3	12.7	159224	SNI 39 E	TPU	400	0.5	100
	127	146.05	10.31	9.52	75136	SN 25 E	TPU	300	0.5	100
	127	146.05	14.3	12.7	61577	SNI 24 E	NBR	160	0.5	134
	127	146.05	17.47	15.87	159225	SNI 39 E	TPU	400	0.5	100
	128	136	12.5	11.5	170939	SNI 39 E	TPU	400	0.5	100
	128	140	11	10	160557	SNI 30 E	TPU	400	0.5	100
	130	138	12.5	11.5	170940	SNI 39 E	TPU	400	0.5	100
	130	140	8	7.2	16147	SNI 30 E	TPU	400	0.5	100
	130	140	14.5	13.5	171158	SNI 30 E	TPU	400	0.5	100
	130	140	14.5	13.5	160458	SNI 39 E	TPU	400	0.5	100
	130	140.7	4.2		116211	SPOR 30 Z	PTFE	400	15	166
	130	142.2	9.5		29781	SNI 43 E	PTFE	350	15	188
	130	145	9		56211	SN 05 E	NBR	200	0.5	148
	130	145	12.5	12.2	69002	SNI 07 E STI	NBR	400	0.5	148
	130	145	13	12.7	171569	SNI 07 E STI	NBR	400	0.5	148
	130	145	13	12	6550	SNI 30 E	TPU	400	0.5	100
	130	145	15	14.7	171540	SNI 07 E STI	NBR	400	0.5	148
	130	145	15	14	16148	SNI 30 E	TPU	400	0.5	100
	130	145	16	15	16149	SNI 30 E	TPU	400	0.5	100
	130	145.1	6.3		77059	SPOR 30 Z	PTFE	400	15	166
	130	145.1	6.3		76842	SPOR 31 E	PTFE	400	15	166
	130	145.5	6.3	6	173479	SNI 72 E STI	TPU	400	0.5	164
	130	150	11	10	67921	SN 25 E	TPU	300	0.5	100
	130	150	13	12	171159	SNI 30 E	TPU	400	0.5	100
	130	150	13	12	80362	SNI 39 E	TPU	400	0.5	100

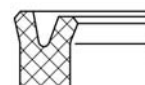


d	D	L	H	Item No.	Code	Mat.	max. Press. (bar)	max. Run. speed (m/s)	Page
130	150	15	14	27233	SN 21 E	NBR	160	0.5	134
130	150	15.5	15.2	69003	SNI 07 E STI	NBR	400	0.5	148
130	150	16	15	20628	SN 21 E	NBR	160	0.5	134
130	150	16	15	14598	SN 25 E	TPU	300	0.5	100
130	150	16	15.7	171570	SNI 07 E STI	NBR	400	0.5	148
130	150	16	15	16002	SNI 30 E	TPU	400	0.5	100
130	150	16	15	80363	SNI 39 E	TPU	400	0.5	100
130	150.5	8.1		88183	SPOR 31 E	PTFE	400	15	166
130	160	16	15	16451	SN 21 E	NBR	160	0.5	134
130	160	19	18	26345	SN 21 E	NBR	160	0.5	134
130	160	19	18	169488	SN 25 E	TPU	300	0.5	100
130.17	142.87	15.72	14.28	159226	SNI 39 E	TPU	400	0.5	100
130.17	152.4	14.3	12.7	159227	SNI 39 E	TPU	400	0.5	100
131	150	14	13	76473	SNI 39 E	TPU	400	0.5	100
132	142	9.5	8.7	68238	SNI 39 E	TPU	400	0.5	100
132	147.1	6.3		156884	SPOR 31 E	PTFE	400	15	166
133.3	148.4	6.3		6732	SPOR 31 E	PTFE	400	15	166
134.4	149.9	6.3		162195	SPOR 31 E	PTFE	400	15	166
135	143	12.5	11.5	170941	SNI 39 E	TPU	400	0.5	100
135	145	13	12	124685	SNI 39 E	TPU	400	0.5	100
135	145.7	4.2		90748	SPOR 30 Z	PTFE	400	15	166
135	147.2	9.5		110510	SNI 43 E	PTFE	350	15	188
135	150	11	10	84301	SN 21 E	NBR	160	0.5	134
135	150	12.5	11.5	68301	SNI 39 E	TPU	400	0.5	100
135	150	14	13.7	171571	SNI 07 E STI	NBR	400	0.5	148
135	150	16	15	14599	SN 25 E	TPU	300	0.5	100
135	150	16	15	170942	SNI 39 E	TPU	400	0.5	100
135	150.1	6.3		77060	SPOR 30 Z	PTFE	400	15	166
135	150.1	6.3		341	SPOR 31 E	PTFE	400	15	166
135	155	16	15	14600	SN 25 E	TPU	300	0.5	100
135	160	13.5	13.2	73850	SNI 07 E STI	NBR	400	0.5	148
135	160	14	13.7	171572	SNI 07 E STI	NBR	400	0.5	148
135	160	16	15	14755	SN 25 E	TPU	300	0.5	100
135	165	16	15	90249	SN 21 E	NBR	160	0.5	134
135.8	150	12.2	11.2	116804	SNI 24 E	NBR	160	0.5	134
136	146	7	6	95552	SN 25 E	TPU	300	0.5	100
136.52	149.22	17.47	15.87	159228	SNI 39 E	TPU	400	0.5	100
136.52	152.4	17.47	15.87	159229	SNI 39 E	TPU	400	0.5	100
137	146	15	14	68303	SNI 39 E	TPU	400	0.5	100
137	152.1	6.3		122023	SPOR 31 E	PTFE	400	15	166
138	158	13	12	72400	SN 25 E	TPU	300	0.5	100
139.7	152.4	10.31	9.52	66913	SN 25 E	TPU	300	0.5	100
139.7	152.4	10.31	9.52	159231	SNI 39 E	TPU	400	0.5	100
139.7	152.4	15.72	14.28	159230	SNI 39 E	TPU	400	0.5	100
139.7	155.57	8.72	7.93	159232	SNI 39 E	TPU	400	0.5	100
139.7	158.75	17.47	15.87	159233	SNI 39 E	TPU	400	0.5	100
140	148	12.5	11.5	170943	SNI 39 E	TPU	400	0.5	100
140	150	6	5	67923	SN 25 E	TPU	300	0.5	100
140	150	7	6	11660	SNI 30 E	TPU	400	0.5	100
140	150	10.5	10.2	80889	SN 05 E	NBR	200	0.5	148
140	150	12.5	11.5	171160	SNI 30 E	TPU	400	0.5	100
140	150	12.5	11.5	68305	SNI 39 E	TPU	400	0.5	100
140	150	16	15	158613	SN 25 E	TPU	300	0.5	100
140	150.7	4.2		149008	SPOR 30 Z	PTFE	400	15	166
140	152.2	9.5		110511	SNI 43 E	PTFE	350	15	188

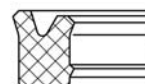
Dichtomatik Quickfinder
Rod seals



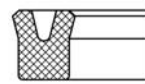
SN 25



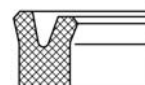
SNI 30



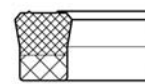
SNI 39



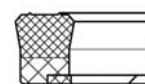
SN 21



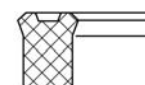
SNI 24



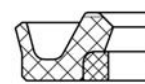
SN 05



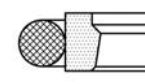
SNI 07



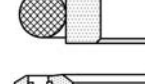
SN 36



SNI 72



SPOR 31



SPOR 30



SNI 43



Dichtomatik Quickfinder

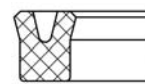
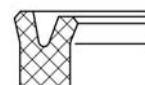
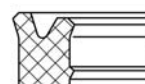
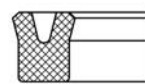
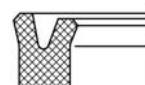
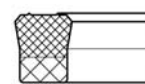
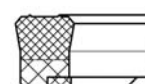
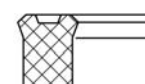
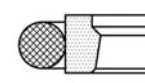
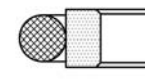
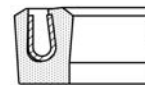
Rod seals

	d	D	L	H	Item No.	Code	Mat.	max. Press. (bar)	max. Run. speed (m/s)	Page
	140	155	13	12.7	171573	SNI 07 E STI	NBR	400	0.5	148
	140	155	13	12	16151	SNI 30 E	TPU	400	0.5	100
	140	155	16	15	46129	SN 25 E	TPU	300	0.5	100
	140	155.1	6.3		77061	SPOR 30 Z	PTFE	400	15	166
	140	155.1	6.3		351	SPOR 31 E	PTFE	400	15	166
	140	155.5	6.3	6	173480	SNI 72 E STI	TPU	400	0.5	164
	140	155.5	6.7	5.8	168587	SN 36 E	TPU	400	0.5	158
	140	155.5	7	6	88187	SNI 30 E	TPU	400	0.5	100
	140	160	9	8	90297	SN 21 E	NBR	160	0.5	134
	140	160	11	10	169491	SN 25 E	TPU	300	0.5	100
	140	160	12	11.7	57288	SNI 07 E STI	NBR	400	0.5	148
	140	160	12.5	12.2	171575	SNI 07 E STI	NBR	400	0.5	148
	140	160	13	12	14603	SN 25 E	TPU	300	0.5	100
	140	160	13	12	15971	SNI 30 E	TPU	400	0.5	100
	140	160	13	12	80314	SNI 39 E	TPU	400	0.5	100
	140	160	14	13.7	69005	SNI 07 E STI	NBR	400	0.5	148
	140	160	14.5	14.2	171574	SNI 07 E STI	NBR	400	0.5	148
	140	160	15	14	173003	SNI 24 E	NBR	160	0.5	134
	140	160	16	15	14604	SN 25 E	TPU	300	0.5	100
	140	160	16	15	15972	SNI 30 E	TPU	400	0.5	100
	140	160	16	15	80364	SNI 39 E	TPU	400	0.5	100
	140	160.5	8.1		159496	SPOR 31 E	PTFE	400	15	166
	140	165	16	15	80353	SNI 39 E	TPU	400	0.5	100
	140	165	20	19	16153	SNI 30 E	TPU	400	0.5	100
	140	170	16	15	38005	SN 21 E	NBR	160	0.5	134
	140	170	16	15	90269	SN 25 E	TPU	300	0.5	100
	140	170	19	18	80332	SNI 39 E	TPU	400	0.5	100
	140	170	22.8	22.5	171576	SNI 07 E STI	NBR	400	0.5	148
	141	151	13	12.5	170944	SNI 39 E	TPU	400	0.5	100
	142	152	7	6	95551	SN 25 E	TPU	300	0.5	100
	142.87	155.57	10.31	9.52	159234	SNI 39 E	TPU	400	0.5	100
	143	151	12.5	11.5	68308	SNI 39 E	TPU	400	0.5	100
	143	151	14	13	61441	SN 36 E	TPU	400	0.5	158
	143	151	14.5	13.5	68309	SNI 39 E	TPU	400	0.5	100
	145	153	9	8	168590	SN 36 E	TPU	400	0.5	158
	145	155	13	12.5	170945	SNI 39 E	TPU	400	0.5	100
	145	157.7	10	9.7	171577	SNI 07 E STI	NBR	400	0.5	148
	145	157.7	10	9	76474	SNI 30 E	TPU	400	0.5	100
	145	158	9	8	79345	SN 21 E	NBR	160	0.5	134
	145	160	10	9	46376	SN 25 E	TPU	300	0.5	100
	145	160	13	12	170946	SNI 39 E	TPU	400	0.5	100
	145	160.1	6.3		88181	SPOR 31 E	PTFE	400	15	166
	145	165	13		126246	SNI 43 E	PTFE	350	15	188
	145	165	16	15	14605	SN 25 E	TPU	300	0.5	100
	145	165.5	8.1		88184	SPOR 31 E	PTFE	400	15	166
	145	170	19	18	26350	SN 21 E	NBR	160	0.5	134
	145	175	19	18	26351	SN 21 E	NBR	160	0.5	134
	146	160	10	9	157747	SN 25 E	TPU	300	0.5	100
	146	170	15	14	34853	SN 25 E	TPU	300	0.5	100
	146.05	177.8	14.3	12.7	123947	SN 21 E	NBR	160	0.5	134
	147	160	13	12.5	171161	SNI 30 E	TPU	400	0.5	100
	148	160.2	9.5		152693	SNI 43 E	PTFE	350	15	188
	150	160	13.5	12.5	172527	SN 36 E	TPU	400	0.5	158
	150	160	14.5	13.5	73798	SNI 30 E	TPU	400	0.5	100
	150	160	14.5	13.5	160459	SNI 39 E	TPU	400	0.5	100



d	D	L	H	Item No.	Code	Mat.	max. Press. (bar)	max. Run. speed (m/s)	Page
150	162.2	9.5		110512	SNI 43 E	PTFE	350	15	188
150	165.1	6.3		77062	SPOR 30 Z	PTFE	400	15	166
150	165.1	6.3		76843	SPOR 31 E	PTFE	400	15	166
150	170	13	12	16156	SNI 30 E	TPU	400	0.5	100
150	170	14	13.7	171578	SNI 07 E STI	NBR	400	0.5	148
150	170	14.5	14.2	171579	SNI 07 E STI	NBR	400	0.5	148
150	170	14.5	13.5	16157	SNI 30 E	TPU	400	0.5	100
150	170	15.5	14.5	22136	SNI 39 E	TPU	400	0.5	100
150	170	16	15	14606	SN 25 E	TPU	300	0.5	100
150	170	16	15	16003	SNI 30 E	TPU	400	0.5	100
150	170	16	15	80345	SNI 39 E	TPU	400	0.5	100
150	170	19	18	14607	SN 25 E	TPU	300	0.5	100
150	170.5	8.1		88182	SPOR 31 E	PTFE	400	15	166
150	180	16	15	27239	SN 21 E	NBR	160	0.5	134
150	180	16	15	169511	SN 25 E	TPU	300	0.5	100
150	180	19	18	16446	SN 21 E	NBR	160	0.5	134
150	180	19	18	67933	SN 25 E	TPU	300	0.5	100
150	180	19	18	80348	SNI 39 E	TPU	400	0.5	100
152	160	12.5	11.5	171643	SNI 39 E	TPU	400	0.5	100
152	162	11	10.5	171642	SNI 39 E	TPU	400	0.5	100
152	164	11	10	160558	SNI 30 E	TPU	400	0.5	100
152	171	12.5	11.5	171641	SNI 39 E	TPU	400	0.5	100
152.4	165.1	15.72	14.28	159235	SNI 39 E	TPU	400	0.5	100
152.4	167.5	6.3		82117	SPOR 31 E	PTFE	400	15	166
152.4	171.45	10.31	9.52	74444	SN 21 E	NBR	160	0.5	134
152.4	171.45	17.47	15.87	159236	SNI 39 E	TPU	400	0.5	100
152.4	177.8	14.3	12.7	36435	SN 25 E	TPU	300	0.5	100
152.4	184.15	14.3	12.7	117595	SN 21 E	NBR	160	0.5	134
152.5	160.5	15	14	171640	SNI 39 E	TPU	400	0.5	100
155	163	12.5	11.5	171639	SNI 39 E	TPU	400	0.5	100
155	165	7	6	93372	SNI 30 E	TPU	400	0.5	100
155	167.2	9.5		110540	SNI 43 E	PTFE	350	15	188
155	170.1	6.3		83589	SPOR 31 E	PTFE	400	15	166
155	170.5	7	6	88188	SNI 30 E	TPU	400	0.5	100
155	175	16	15	14608	SN 25 E	TPU	300	0.5	100
155	180	16	15	46381	SN 25 E	TPU	300	0.5	100
155	180	19	18	134350	SN 21 E	NBR	160	0.5	134
155	190	26	25	78742	SNI 24 E	NBR	160	0.5	134
160	168	12.5	11.5	69589	SNI 39 E	TPU	400	0.5	100
160	169	14.5	13.5	64960	SNI 30 E	TPU	400	0.5	100
160	170	6	5	149576	SN 25 E	TPU	300	0.5	100
160	170	12.5	11.5	69590	SNI 39 E	TPU	400	0.5	100
160	170	13	12	171162	SNI 30 E	TPU	400	0.5	100
160	170	13	12	124687	SNI 39 E	TPU	400	0.5	100
160	172.2	9.5		110513	SNI 43 E	PTFE	350	15	188
160	175	8.5	7.5	38529	SN 25 E	TPU	300	0.5	100
160	175	16	15	45519	SN 25 E	TPU	300	0.5	100
160	175	16	15.7	171580	SNI 07 E STI	NBR	400	0.5	148
160	175.1	6.3		77063	SPOR 30 Z	PTFE	400	15	166
160	175.1	6.3		76844	SPOR 31 E	PTFE	400	15	166
160	180	13	12	171163	SNI 30 E	TPU	400	0.5	100
160	180	14	13.7	69007	SNI 07 E STI	NBR	400	0.5	148
160	180	14.5	14.2	171581	SNI 07 E STI	NBR	400	0.5	148
160	180	16	15	16447	SN 21 E	NBR	160	0.5	134
160	180	16	15	14609	SN 25 E	TPU	300	0.5	100

Dichtomatik Quickfinder Rod seals

**SN 25****SNI 30****SNI 39****SN 21****SNI 24****SN 05****SNI 07****SN 36****SNI 72****SPOR 31****SPOR 30****SNI 43**



Dichtomatik Quickfinder

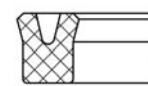
Rod seals

	d	D	L	H	Item No.	Code	Mat.	max. Press. (bar)	max. Run. speed (m/s)	Page
	160	180	16	15	15973	SNI 30 E	TPU	400	0.5	100
	160	180	16	15	22137	SNI 39 E	TPU	400	0.5	100
	160	180.5	8.1		155849	SPOR 30 Z	PTFE	400	15	166
	160	180.5	8.1		78716	SPOR 31 E	PTFE	400	15	166
	160	184	16	15	121450	SNI 30 E	TPU	400	0.5	100
	160	185	16	15	46383	SN 25 E	TPU	300	0.5	100
	160	185	16	15	80240	SNI 30 E	TPU	400	0.5	100
	160	185	16	15	80370	SNI 39 E	TPU	400	0.5	100
	160	185	20	18.2	80607	SNI 39 E	TPU	400	0.5	100
	160	185.5	8.1		172402	SPOR 31 E	PTFE	400	15	166
	160	190	13	12	149263	SN 25 E	TPU	300	0.5	100
	160	190	16	15	27240	SN 21 E	NBR	160	0.5	134
	160	190	16	15	67935	SN 25 E	TPU	300	0.5	100
	160	190	19	18	149190	SN 25 E	TPU	300	0.5	100
	160	190	19	18	35465	SNI 30 E	TPU	400	0.5	100
	160	190	19	18	80371	SNI 39 E	TPU	400	0.5	100
	160	190	20	19	156842	SN 25 E	TPU	300	0.5	100
	160	190	23	22	26352	SN 21 E	NBR	160	0.5	134
	160	190	26	25	130315	SNI 24 E	NBR	160	0.5	134
	160	200	21	20	16452	SN 21 E	NBR	160	0.5	134
	161.8	176	12.2	11.2	116803	SNI 24 E	NBR	160	0.5	134
	162	172	13	12	69592	SNI 39 E	TPU	400	0.5	100
	162	177.1	6.3		45551	SPOR 30 Z	PTFE	400	15	166
	165	177.2	9.5		110534	SNI 43 E	PTFE	350	15	188
	165	180	10	9	63437	SN 21 E	NBR	160	0.5	134
	165	184	14	13	171638	SNI 39 E	TPU	400	0.5	100
	165	185	16	15.7	74776	SNI 07 E STI	NBR	400	0.5	148
	165	190	16	15	46384	SN 25 E	TPU	300	0.5	100
	165	190	18	17	83617	SNI 39 E	TPU	400	0.5	100
	165	195	21	20	22685	SNI 30 E	TPU	400	0.5	100
	165.1	184.15	17.47	15.87	159237	SNI 39 E	TPU	400	0.5	100
	170	178	12.5	11.5	171637	SNI 39 E	TPU	400	0.5	100
	170	180	13	12.5	171636	SNI 39 E	TPU	400	0.5	100
	170	180	15.5	14.5	117393	SNI 30 E	TPU	400	0.5	100
	170	182.2	9.5		110514	SNI 43 E	PTFE	350	15	188
	170	183	9.5	8.5	69425	SN 25 E	TPU	300	0.5	100
	170	185	16	14.7	121430	SN 25 E	TPU	300	0.5	100
	170	185.1	6.3		76845	SPOR 31 E	PTFE	400	15	166
	170	190	13	12	171164	SNI 30 E	TPU	400	0.5	100
	170	190	16	15	14610	SN 25 E	TPU	300	0.5	100
	170	190	16	15	16004	SNI 30 E	TPU	400	0.5	100
	170	190	16	15	80590	SNI 39 E	TPU	400	0.5	100
	170	190.5	8.1		125486	SPOR 31 E	PTFE	400	15	166
	170	195	16	15	36240	SN 25 E	TPU	300	0.5	100
	170	200	16	15	21502	SN 21 E	NBR	160	0.5	134
	170	200	16	15	169530	SN 25 E	TPU	300	0.5	100
	170	200	19	18	21108	SN 25 E	TPU	300	0.5	100
	170	200	19	18	37038	SNI 39 E	TPU	400	0.5	100
	170	200	23	22	16448	SN 21 E	NBR	160	0.5	134
	170	215	21	20	79562	SN 25 E	TPU	300	0.5	100
	171.45	190.5	14.3	12.7	16474	SNI 24 E	NBR	160	0.5	134
	175	185	13	12.5	171634	SNI 39 E	TPU	400	0.5	100
	175	187	10.5	9.5	121902	SN 25 E	TPU	300	0.5	100
	175	190.1	6.3		81489	SPOR 31 E	PTFE	400	15	166
	175	200	16	15	14756	SN 25 E	TPU	300	0.5	100

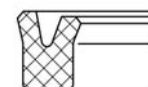


d	D	L	H	Item No.	Code	Mat.	max. Press. (bar)	max. Run. speed (m/s)	Page
175	200	23	22.7	171582	SNI 07 E STI	NBR	400	0.5	148
175	215	21	20	124160	SN 25 E	TPU	300	0.5	100
177	205	20	19	171633	SNI 39 E	TPU	400	0.5	100
177.8	190.5	15.72	14.28	159238	SNI 39 E	TPU	400	0.5	100
177.8	196.85	17.47	15.87	159239	SNI 39 E	TPU	400	0.5	100
178	193.1	6.3		122028	SPOR 30 Z	PTFE	400	15	166
178	193.1	6.3		122026	SPOR 31 E	PTFE	400	15	166
180	188	14.5	13.5	69599	SNI 39 E	TPU	400	0.5	100
180	190	11	10	71118	SNI 39 E	TPU	400	0.5	100
180	190	13.5	12.5	172526	SN 36 E	TPU	400	0.5	158
180	190.7	4.2		93315	SPOR 30 Z	PTFE	400	15	166
180	192	11	10	160559	SNI 30 E	TPU	400	0.5	100
180	192.2	9.5		110515	SNI 43 E	PTFE	350	15	188
180	195	13.5	12.5	71119	SNI 39 E	TPU	400	0.5	100
180	195.1	6.3		77065	SPOR 30 Z	PTFE	400	15	166
180	195.1	6.3		75300	SPOR 31 E	PTFE	400	15	166
180	200	11	10	121455	SN 21 E	NBR	160	0.5	134
180	200	13	12	171165	SNI 30 E	TPU	400	0.5	100
180	200	14	13.7	69008	SNI 07 E STI	NBR	400	0.5	148
180	200	14.5	14.2	171583	SNI 07 E STI	NBR	400	0.5	148
180	200	16	15	27244	SN 21 E	NBR	160	0.5	134
180	200	16	15	14430	SN 25 E	TPU	300	0.5	100
180	200	16	15	15974	SNI 30 E	TPU	400	0.5	100
180	200	16	15	80372	SNI 39 E	TPU	400	0.5	100
180	200	19	18	75768	SN 25 E	TPU	300	0.5	100
180	200	20	19	16161	SNI 30 E	TPU	400	0.5	100
180	200.5	8.1		9330	SPOR 31 E	PTFE	400	15	166
180	201	8.1		115002	SPOR 31 E	PTFE	400	15	166
180	205	16	15	125053	SNI 30 E	TPU	400	0.5	100
180	205	16	15	80591	SNI 39 E	TPU	400	0.5	100
180	205	20	19	80592	SNI 39 E	TPU	400	0.5	100
180	210	19	18	37476	SNI 30 E	TPU	400	0.5	100
180	210	19	18	80593	SNI 39 E	TPU	400	0.5	100
180	210	20.5	20.2	171584	SNI 07 E STI	NBR	400	0.5	148
180	210	23	22	16449	SN 21 E	NB	160	0.5	134
180	210	23	22	117402	SN 25 E	TPU	300	0.5	100
180	210	26	25	77891	SNI 24 E	NBR	160	0.5	134
180	220	21	20	14752	SN 25 E	TPU	300	0.5	100
182	200	26	25	84196	SN 25 E	TPU	300	0.5	100
185	193	12.5	11.5	171632	SNI 39 E	TPU	400	0.5	100
185	200	8.5	7.5	67936	SN 25 E	TPU	300	0.5	100
185	205	16	15	14612	SN 25 E	TPU	300	0.5	100
190	202.2	9.5		110516	SNI 43 E	PTFE	350	15	188
190	205.1	6.3		77066	SPOR 30 Z	PTFE	400	15	166
190	205.1	6.3		76846	SPOR 31 E	PTFE	400	15	166
190	210	13	12.5	171166	SNI 30 E	TPU	400	0.5	100
190	210	14.5	14.2	171585	SNI 07 E STI	NBR	400	0.5	148
190	210	16	15	89694	SN 21 E	NBR	160	0.5	134
190	210	16	15	14613	SN 25 E	TPU	300	0.5	100
190	210	16	15	16163	SNI 30 E	TPU	400	0.5	100
190	210.5	8.1		159727	SPOR 30 Z	PTFE	400	15	166
190	210.5	8.1		159734	SPOR 31 E	PTFE	400	15	166
190	220	16	15	79758	SN 25 E	TPU	300	0.5	100
190	220	19	18	7650	SN 25 E	TPU	300	0.5	100
190	220	27	26	67943	SN 25 E	TPU	300	0.5	100

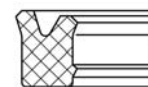
Dichtomatik Quickfinder
Rod seals



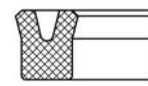
SN 25



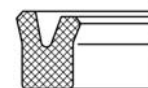
SNI 30



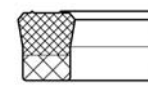
SNI 39



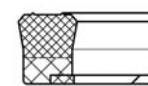
SN 21



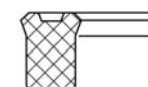
SNI 24



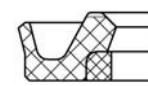
SN 05



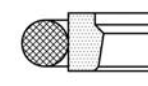
SNI 07



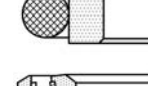
SN 36



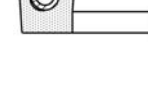
SNI 72



SPOR 31



SPOR 30



SNI 43



Dichtomatik Quickfinder

Rod seals

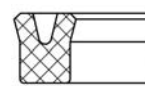
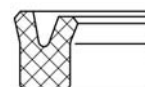
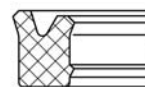
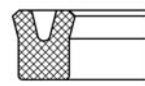
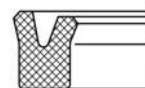
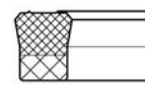
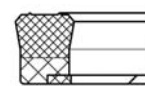
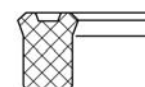
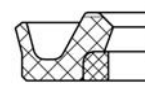
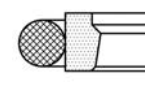
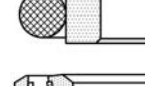
	d	D	L	H	Item No.	Code	Mat.	max. Press. (bar)	max. Run. speed (m/s)	Page
	190	320	23	22	130250	SN 25 E	TPU	300	0.5	100
	190.5	203.2	10.31	9.52	159240	SNI 39 E	TPU	400	0.5	100
	195	207.2	9.5		110535	SNI 43 E	PTFE	350	15	188
	196.85	215.9	17.47	15.87	159241	SNI 39 E	TPU	400	0.5	100
	198	207.6	7.5	7	171167	SNI 30 E	TPU	400	0.5	100
	198	208	12	11.7	171586	SNI 07 E STI	NBR	400	0.5	148
	198	213.1	6.3		88547	SPOR 31 E	PTFE	400	15	166
	200	208	12.5	11.5	171631	SNI 39 E	TPU	400	0.5	100
	200	212	16	15	171168	SNI 30 E	TPU	400	0.5	100
	200	212.2	9.5		110517	SNI 43 E	PTFE	350	15	188
	200	215.1	6.3		123716	SPOR 30 Z	PTFE	400	15	166
	200	220	11	10	67944	SN 25 E	TPU	300	0.5	100
	200	220	13	12	16164	SNI 30 E	TPU	400	0.5	100
	200	220	14	13.7	124896	SNI 07 E STI	NBR	400	0.5	148
	200	220	14.5	14.2	171587	SNI 07 E STI	NBR	400	0.5	148
	200	220	16	15	14616	SN 25 E	TPU	300	0.5	100
	200	220	16	15	171169	SNI 30 E	TPU	400	0.5	100
	200	220	16	15	46841	SNI 39 E	TPU	400	0.5	100
	200	220.5	8.1		77067	SPOR 30 Z	PTFE	400	15	166
	200	220.5	8.1		76847	SPOR 31 E	PTFE	400	15	166
	200	225	16	15	72443	SN 25 E	TPU	300	0.5	100
	200	225	16	15	171170	SNI 30 E	TPU	400	0.5	100
	200	225	19	18	169556	SN 25 E	TPU	300	0.5	100
	200	225	20	19	16165	SNI 30 E	TPU	400	0.5	100
	200	225	20	19	80594	SNI 39 E	TPU	400	0.5	100
	200	230	16	15	27250	SN 21 E	NBR	160	0.5	134
	200	230	16	15	173381	SN 25 E	TPU	300	0.5	100
	200	230	16.5	15.5	78284	SN 21 E	NBR	160	0.5	134
	200	230	18	17	14617	SN 25 E	TPU	300	0.5	100
	200	230	19	18	14725	SN 25 E	TPU	300	0.5	100
	200	230	19	18	126460	SNI 30 E	TPU	400	0.5	100
	200	230	19	18	80595	SNI 39 E	TPU	400	0.5	100
	200	230	23	22	16450	SN 21 E	NBR	160	0.5	134
	200	230	23	22	90420	SN 25 E	TPU	300	0.5	100
	200	230	23	22	92756	SNI 24 E	NBR	160	0.5	134
	200	235	10	9	71368	SN 25 E	TPU	300	0.5	100
	200	235	21	20	124163	SN 25 E	TPU	300	0.5	100
	200	240	16	15	81202	SN 25 E	TPU	300	0.5	100
	200	240	21	20	27251	SN 21 E	NBR	160	0.5	134
	203.2	215.9	10.31	9.52	159242	SNI 39 E	TPU	400	0.5	100
	203.2	215.9	15.72	14.28	159243	SNI 39 E	TPU	400	0.5	100
	203.2	222.25	17.47	15.87	159244	SNI 39 E	TPU	400	0.5	100
	205	220	13.5	12.5	69591	SNI 39 E	TPU	400	0.5	100
	205	235	19	18	38196	SN 25 E	TPU	300	0.5	100
	209	228	14	13	71121	SNI 39 E	TPU	400	0.5	100
	209.5	230	8.1		81409	SPOR 31 E	PTFE	400	15	166
	210	222.2	9.5		110518	SNI 43 E	PTFE	350	15	188
	210	225.1	6.3		90458	SPOR 30 Z	PTFE	400	15	166
	210	230	13	12	171171	SNI 30 E	TPU	400	0.5	100
	210	230	16	15	81201	SN 25 E	TPU	300	0.5	100
	210	230	16	15	16005	SNI 30 E	TPU	400	0.5	100
	210	230	16	15	80596	SNI 39 E	TPU	400	0.5	100
	210	230.5	8.1		76848	SPOR 31 E	PTFE	400	15	166
	210	235	26	25	171628	SNI 30 E	TPU	400	0.5	100
	210	240	16	15	125095	SN 21 E	NBR	160	0.5	134



d	D	L	H	Item No.	Code	Mat.	max. Press. (bar)	max. Run. speed (m/s)	Page
210	240	19	18	14618	SN 25 E	TPU	300	0.5	100
210	240	19	18	80373	SNI 39 E	TPU	400	0.5	100
210	240	22.5	22.2	171588	SNI 07 E STI	NBR	400	0.5	148
210	240	23	22	155862	SNI 30 E	TPU	400	0.5	100
210	250	19	18	134351	SN 21 E	NBR	160	0.5	134
212	220	14.5	13.5	171630	SNI 39 E	TPU	400	0.5	100
212	224	11	10	160560	SNI 30 E	TPU	400	0.5	100
212	237	19	18	30462	SN 25 E	TPU	300	0.5	100
213	242.7	19	18	77344	SNI 30 E	TPU	400	0.5	100
215	245	19	18	82413	SN 25 E	TPU	300	0.5	100
215.9	228.6	10.31	9.52	159245	SNI 39 E	TPU	400	0.5	100
215.9	234.95	14.3	12.7	61592	SNI 24 E	NBR	160	0.5	134
220	235	10	9	72595	SN 25 E	TPU	300	0.5	100
220	235.1	6.3		84298	SPOR 30 Z	PTFE	400	15	166
220	240	13	12.5	171172	SNI 30 E	TPU	400	0.5	100
220	240	16	15	67948	SN 25 E	TPU	300	0.5	100
220	240	16	15	15976	SNI 30 E	TPU	400	0.5	100
220	240.5	8.1		77069	SPOR 30 Z	PTFE	400	15	166
220	240.5	8.1		76849	SPOR 31 E	PTFE	400	15	166
220	250	16	15	27552	SN 25 E	TPU	300	0.5	100
220	250	19	18	14619	SN 25 E	TPU	300	0.5	100
220	250	19	18	80374	SNI 39 E	TPU	400	0.5	100
220	250	20.5	20.2	171589	SNI 07 E STI	NBR	400	0.5	148
220	250	21	20	90253	SN 21 E	NBR	160	0.5	134
220	250	21	20	124165	SN 25 E	TPU	300	0.5	100
220	250	23	22	27254	SN 21 E	NBR	160	0.5	134
220	260	21	20	90271	SN 25 E	TPU	300	0.5	100
220	260	26	25	143339	SN 21 E	NBR	160	0.5	134
225	240.1	6.3		159725	SPOR 30 Z	PTFE	400	15	166
225	245	16	15	169583	SN 25 E	TPU	300	0.5	100
225	245.5	8.1		90476	SPOR 31 E	PTFE	400	15	166
225	250	19	18	21174	SN 21 E	NBR	160	0.5	134
228.6	241.3	15.72	14.28	159246	SNI 39 E	TPU	400	0.5	100
230	239.2	8	7	61988	SN 36 E	TPU	400	0.5	158
230	245.1	6.3		90457	SPOR 30 Z	PTFE	400	15	166
230	250	13	12	63441	SN 21 E	NBR	160	0.5	134
230	250	13	12	16168	SNI 30 E	TPU	400	0.5	100
230	250	16	15	14621	SN 25 E	TPU	300	0.5	100
230	250.5	8.1		76850	SPOR 31 E	PTFE	400	15	166
230	254	8.1		133174	SPOR 30 Z	PTFE	400	15	166
230	260	20.5	20.2	171590	SNI 07 E STI	NBR	400	0.5	148
230	260	23	22	27257	SN 21 E	NBR	160	0.5	134
230	260	25	23.6	7806	SNI 30 E	TPU	400	0.5	100
232	246	13	12.5	171629	SNI 39 E	TPU	400	0.5	100
235	247	10	9	71367	SN 25 E	TPU	300	0.5	100
235	255	13	12	46928	SNI 30 E	TPU	400	0.5	100
236	261	19	18	46395	SN 25 E	TPU	300	0.5	100
240	255.1	6.3		150644	SPOR 30 Z	PTFE	400	15	166
240	255.5	6.3		126553	SPOR 30 Z	PTFE	400	15	166
240	255.5	6.3		82985	SPOR 31 E	PTFE	400	15	166
240	260	13	12	76156	SN 25 E	TPU	300	0.5	100
240	260	13	12	16169	SNI 30 E	TPU	400	0.5	100
240	260	16	15	16006	SNI 30 E	TPU	400	0.5	100
240	260	18	17	14622	SN 25 E	TPU	300	0.5	100
240	260.5	8.1		77071	SPOR 30 Z	PTFE	400	15	166

Dichtomatik Quickfinder

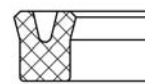
Rod seals

**SN 25****SNI 30****SNI 39****SN 21****SNI 24****SN 05****SNI 07****SN 36****SNI 72****SPOR 31****SPOR 30****SNI 43**

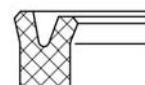


d	D	L	H	Item No.	Code	Mat.	max. Press. (bar)	max. Run. speed (m/s)	Page
40	48	6.3	5.8	22471	SN 36 E	TPU	400	0.5	158
40	48	6.3	5.7	16064	SNI 30 E	TPU	400	0.5	100
40	48	6.3	5.7	125079	SNI 39 E	TPU	400	0.5	100
40	48	6.5	6.2	171467	SNI 07 E STI	NBR	400	0.5	148
40	48	7	6	79848	SN 36 E	TPU	400	0.5	158
40	48	9	8	66343	SN 25 E	TPU	300	0.5	100
40	48	9	8	22472	SN 36 E	TPU	400	0.5	158
40	48	9	8	90353	SNI 24 E	NBR	160	0.5	134
40	48	9	8	80235	SNI 30 E	TPU	400	0.5	100
40	48	9	8	157464	SNI 39 E	TPU	400	0.5	100
40	48	12	11	22665	SN 25 E	TPU	300	0.5	100
40	49	7	6	79344	SN 21 E	NBR	160	0.5	134
40	49.4	7.1		110486	SNI 43 E	PTFE	350	15	188
40	49.5	10.5	9.5	68119	SNI 39 E	TPU	400	0.5	100
40	49.52	10.5	10	171104	SNI 30 E	TPU	400	0.5	100
40	50	6	5	61051	SN 21 E	NBR	160	0.5	134
40	50	6	5	67822	SN 25 E	TPU	300	0.5	100
40	50	7	6.7	64485	SN 05 E	NBR	200	0.5	148
40	50	7	6	62799	SN 21 E	NBR	160	0.5	134
40	50	7	6	66345	SN 25 E	TPU	300	0.5	100
40	50	7	6	168447	SN 36 E	TPU	400	0.5	158
40	50	7.5	6.5	14694	SN 25 E	TPU	300	0.5	100
40	50	7.5	7.2	62070	SNI 07 E STI	NBR	400	0.5	148
40	50	8	7	62801	SN 21 E	NBR	160	0.5	134
40	50	8	7	66346	SN 25 E	TPU	300	0.5	100
40	50	8	7.2	169101	SN 25 E	TPU	300	0.5	100
40	50	8	7	168449	SN 36 E	TPU	400	0.5	158
40	50	8	7.7	171468	SNI 07 E STI	NBR	400	0.5	148
40	50	8	7	26510	SNI 24 E	NBR	160	0.5	134
40	50	8	7.2	16066	SNI 30 E	TPU	400	0.5	100
40	50	8	7.3	68120	SNI 39 E	TPU	400	0.5	100
40	50	8.5	8.2	77134	SNI 07 E STI	NBR	400	0.5	148
40	50	9	8	66748	SN 25 E	TPU	300	0.5	100
40	50	9	8	117385	SNI 30 E	TPU	400	0.5	100
40	50	10	9	16427	SN 21 E	NBR	160	0.5	134
40	50	10	9	133008	SN 25 E	TPU	300	0.5	100
40	50	10	9.7	171466	SNI 07 E STI	NBR	400	0.5	148
40	50	10	9	171105	SNI 30 E	TPU	400	0.5	100
40	50	10.31	9.37	106894	SNI 39 E	TPU	400	0.5	100
40	50	10.5	10	24789	SN 05 E	NBR	200	0.5	148
40	50	10.5	10.2	27005	SNI 07 E STI	NBR	400	0.5	148
40	50	11	10	27137	SN 21 E	NBR	160	0.5	134
40	50	11	10	14514	SN 25 E	TPU	300	0.5	100
40	50	11	10	22474	SN 36 E	TPU	400	0.5	158
40	50	11	10.7	38783	SNI 07 E STI	NBR	400	0.5	148
40	50	11	10	15933	SNI 30 E	TPU	400	0.5	100
40	50	11	10	78880	SNI 39 E	TPU	400	0.5	100
40	50	13.5	12.5	171106	SNI 30 E	TPU	400	0.5	100
40	50.7	4.2		76044	SPOR 30 Z	PTFE	400	15	166
40	50.7	4.2		75304	SPOR 31 E	PTFE	400	15	166
40	51	4.2		114986	SPOR 31 E	PTFE	400	15	166
40	52	9	8.7	73831	SNI 07 E STI	NBR	400	0.5	148
40	52	9	8	16068	SNI 30 E	TPU	400	0.5	100
40	52	10.5	10.2	62011	SNI 07 E STI	NBR	400	0.5	148
40	55	7.5	7.2	60151	SN 05 E	NBR	200	0.5	148

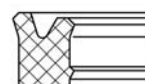
Dichtomatik Quickfinder
Rod seals



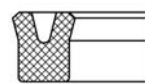
SN 25



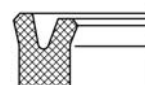
SNI 30



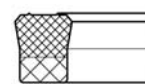
SNI 39



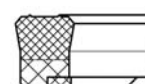
SN 21



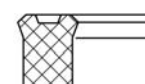
SNI 24



SN 05



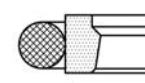
SNI 07



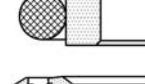
SN 36



SNI 72



SPOR 31



SPOR 30



SNI 43



Dichtomatik Quickfinder

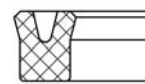
Rod seals

	d	D	L	H	Item No.	Code	Mat.	max. Press. (bar)	max. Run. speed (m/s)	Page
	240	260.5	8.1		76851	SPOR 31 E	PTFE	400	15	166
	240	265	19	18	46398	SN 25 E	TPU	300	0.5	100
	240	268	19	18	116836	SN 25 E	TPU	300	0.5	100
	240	270	16	15	14734	SN 25 E	TPU	300	0.5	100
	240	270	19	18	14623	SN 25 E	TPU	300	0.5	100
	240	270	19	18	16007	SNI 30 E	TPU	400	0.5	100
	240	270	23	22	155863	SNI 30 E	TPU	400	0.5	100
	240	280	21	20	90270	SN 25 E	TPU	300	0.5	100
	240	280	21.5	20.5	121454	SN 21 E	NBR	160	0.5	134
	240	290	19	18	82769	SN 25 E	TPU	300	0.5	100
	245	265	16	15	82231	SN 25 E	TPU	300	0.5	100
	245	270	16	15	171625	SN 25 E	TPU	300	0.5	100
	250	262.2	9.5		110522	SNI 43 E	PTFE	350	15	188
	250	265.1	6.3		90059	SPOR 30 Z	PTFE	400	15	166
	250	270	13	12	16170	SNI 30 E	TPU	400	0.5	100
	250	270	16	15	74015	SN 21 E	NBR	160	0.5	134
	250	270	16	15	15978	SNI 30 E	TPU	400	0.5	100
	250	270	16	15	80601	SNI 39 E	TPU	400	0.5	100
	250	270	17	16	89364	SN 25 E	TPU	300	0.5	100
	250	270.5	8.1		76852	SPOR 31 E	PTFE	400	15	166
	250	271	8.1		115005	SPOR 31 E	PTFE	400	15	166
	250	275	13	12	89693	SN 21 E	NBR	160	0.5	134
	250	280	19	18	130249	SN 25 E	TPU	300	0.5	100
	250	280	20	19	85651	SN 25 E	TPU	300	0.5	100
	250	280	23	22	14625	SN 25 E	TPU	300	0.5	100
	250	280	23	22	171627	SNI 30 E	TPU	400	0.5	100
	250	290	21	20	27262	SN 21 E	NBR	160	0.5	134
	255	270	11	10	75957	SN 21 E	NBR	160	0.5	134
	255	275.5	8.1		117762	SPOR 31 E	PTFE	400	15	166
	255	285	21	20	27644	SN 21 E	NBR	160	0.5	134
	260	280	16	15	90340	SN 25 E	TPU	300	0.5	100
	260	280	16	15	10019	SNI 30 E	TPU	400	0.5	100
	260	280.5	8.1		172403	SPOR 31 E	PTFE	400	15	166
	260	284	8.1		76853	SPOR 31 E	PTFE	400	15	166
	260	290	19	18	124168	SN 25 E	TPU	300	0.5	100
	260	300	21	20	27264	SN 21 E	NBR	160	0.5	134
	260	300	21	20	79760	SN 25 E	TPU	300	0.5	100
	265	285.5	8.1		117293	SPOR 30 Z	PTFE	400	15	166
	265	289	8.1		115943	SPOR 30 Z	PTFE	400	15	166
	265	290	18	17	76481	SN 25 E	TPU	300	0.5	100
	270	290	18	17	22827	SN 25 E	TPU	300	0.5	100
	270	294	8.1		77074	SPOR 30 Z	PTFE	400	15	166
	270	294	8.1		76854	SPOR 31 E	PTFE	400	15	166
	270	300	16	15	121378	SN 21 E	NBR	160	0.5	134
	270	300	16	15	14626	SN 25 E	TPU	300	0.5	100
	270	300	19	18	16171	SNI 30 E	TPU	400	0.5	100
	270	300	23	22	27265	SN 21 E	NBR	160	0.5	134
	270	300	23	22	130253	SN 25 E	TPU	300	0.5	100
	280	300	15	14	47150	SN 21 E	NBR	160	0.5	134
	280	300	16	15	22417	SN 25 E	TPU	300	0.5	100
	280	300	16	15	36695	SNI 30 E	TPU	400	0.5	100
	280	304	8.1		77075	SPOR 30 Z	PTFE	400	15	166
	280	304	8.1		76855	SPOR 31 E	PTFE	400	15	166
	280	305	16	15	16172	SNI 30 E	TPU	400	0.5	100
	280	310	16	15	36140	SN 21 E	NBR	160	0.5	134

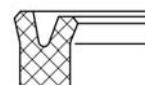


d	D	L	H	Item No.	Code	Mat.	max. Press. (bar)	max. Run. speed (m/s)	Page
280	310	19	18	30585	SN 25 E	TPU	300	0.5	100
280	310	23	22	27266	SN 21 E	NBR	160	0.5	134
280	310	25	24	16173	SNI 30 E	TPU	400	0.5	100
280	320	33	32	77892	SNI 24 E	NBR	160	0.5	134
285	309	8.1		151358	SPOR 31 E	PTFE	400	15	166
290	300	15	14	77426	SN 21 E	NBR	160	0.5	134
290	305	6.3		82119	SPOR 31 E	PTFE	400	15	166
290	310	13	12	14628	SN 25 E	TPU	300	0.5	100
290	314	8.1		76856	SPOR 31 E	PTFE	400	15	166
290	314.8	8.1		127474	SPOR 30 Z	PTFE	400	15	166
290	315	25	24	72915	SN 21 E	NBR	160	0.5	134
290	320	9.5		159375	SPOR 31 E	PTFE	400	15	166
290	320	22	21	130436	SN 25 E	TPU	300	0.5	100
290	320	23	22	130510	SN 25 E	TPU	300	0.5	100
290.51	304.8	10.31	9.52	75154	SNI 24 E	NBR	160	0.5	134
295	319	8.1		121800	SPOR 31 E	PTFE	400	15	166
295	320	19	18	27296	SN 25 E	TPU	300	0.5	100
300	320	16	15	84949	SN 25 E	TPU	300	0.5	100
300	324	8.1		77077	SPOR 30 Z	PTFE	400	15	166
300	324	8.1		76857	SPOR 31 E	PTFE	400	15	166
300	325	21	20	27650	SN 21 E	NBR	160	0.5	134
300	330	19	18	86441	SN 25 E	TPU	300	0.5	100
300	330	23	22	14629	SN 25 E	TPU	300	0.5	100
300	340	21	20	27271	SN 21 E	NBR	160	0.5	134
300	340	21	20	27271	SN 21 E	NBR	160	0.5	134
304.8	338.25	26.59	25.4	76519	SN 25 E	TPU	300	0.5	100
304.8	343.8	26.59	25.4	76528	SN 25 E	TPU	300	0.5	100
304.8	344.6	26.59	25.4	77574	SN 25 E	TPU	300	0.5	100
305	320	18	17	76483	SN 25 E	TPU	300	0.5	100
310	330	18	17	14630	SN 25 E	TPU	300	0.5	100
310	330.5	8.1		90113	SPOR 30 Z	PTFE	400	15	166
310	334	8.1		76858	SPOR 31 E	PTFE	400	15	166
320	332.2	9.5		90338	SNI 43 E	PTFE	350	15	188
320	340	16	15	108582	SN 25 E	TPU	300	0.5	100
320	344	8.1		77079	SPOR 30 Z	PTFE	400	15	166
320	344	8.1		76859	SPOR 31 E	PTFE	400	15	166
320	350	16	15	90256	SN 21 E	NBR	160	0.5	134
320	350	16	15	67961	SN 25 E	TPU	300	0.5	100
320	350	17	16	121402	SN 21 E	NBR	160	0.5	134
320	350	17	16	14634	SN 25 E	TPU	300	0.5	100
320	350	21	20	80377	SNI 39 E	TPU	400	0.5	100
320	350	23	22	27273	SN 21 E	NBR	160	0.5	134
320	350	23.5	22.5	107851	SN 25 E	TPU	300	0.5	100
320	350	27	26	73367	SN 25 E	TPU	300	0.5	100
320	360	21	20	27274	SN 21 E	NBR	160	0.5	134
320	360	21	20	79761	SN 25 E	TPU	300	0.5	100
320	360	29	28	82766	SN 25 E	TPU	300	0.5	100
328	380	31	30	74123	SN 25 E	TPU	300	0.5	100
330	354	8.1		77080	SPOR 30 Z	PTFE	400	15	166
330	354	8.1		76860	SPOR 31 E	PTFE	400	15	166
330	360	21	20	81203	SN 25 E	TPU	300	0.5	100
340	364	8.1		76861	SPOR 31 E	PTFE	400	15	166
340	370	21	20	45445	SNI 30 E	TPU	400	0.5	100
340	380	21	20	27275	SN 21 E	NBR	160	0.5	134
341	365	13	12	74443	SN 21 E	NBR	160	0.5	134

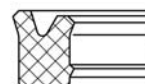
Dichtomatik Quickfinder
Rod seals



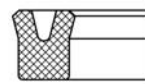
SN 25



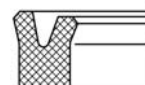
SNI 30



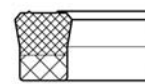
SNI 39



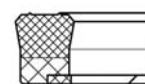
SN 21



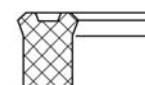
SNI 24



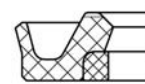
SN 05



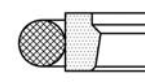
SNI 07



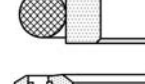
SN 36



SNI 72



SPOR 31



SPOR 30



SNI 43



Dichtomatik Quickfinder

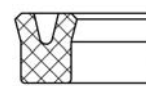
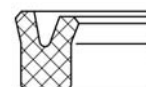
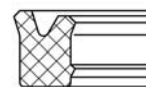
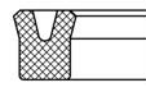
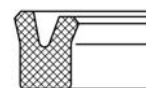
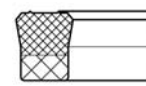
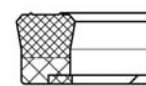
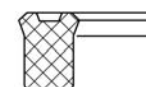
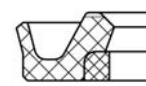
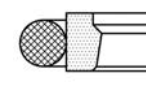
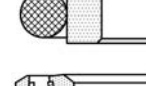
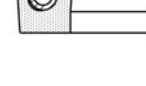
Rod seals

	d	D	L	H	Item No.	Code	Mat.	max. Press. (bar)	max. Run. speed (m/s)	Page
	342	355	23	22	47158	SN 21 E	NBR	160	0.5	134
	350	374	8.1		76862	SPOR 31 E	PTFE	400	15	166
	350	377	16	15	72477	SN 25 E	TPU	300	0.5	100
	350	380	21	20	21822	SNI 30 E	TPU	400	0.5	100
	350	380	23	22	126213	SN 25 E	TPU	300	0.5	100
	350	390	36	35	151774	SN 25 E	TPU	300	0.5	100
	355	385	19	18	77157	SN 21 E	NBR	160	0.5	134
	360	375	9		46021	SNI 43 E	PTFE	350	15	188
	360	384	8.1		77083	SPOR 30 Z	PTFE	400	15	166
	360	384	8.1		76863	SPOR 31 E	PTFE	400	15	166
	360	384.5	8.1		115008	SPOR 31 E	PTFE	400	15	166
	360	390	21	20	69775	SNI 30 E	TPU	400	0.5	100
	360	390	23	22	74004	SN 21 E	NBR	160	0.5	134
	360	390	23	22	14636	SN 25 E	TPU	300	0.5	100
	360	400	24	23	152626	SNI 39 E	TPU	400	0.5	100
	360	400	31	30	27278	SN 21 E	NBR	160	0.5	134
	370	390.5	8.1		89711	SPOR 31 E	PTFE	400	15	166
	370	394	8.1		76864	SPOR 31 E	PTFE	400	15	166
	370	400	21	20	116179	SN 25 E	TPU	300	0.5	100
	370	400	23	22	72914	SN 21 E	NBR	160	0.5	134
	370	400	23	22	65048	SN 25 E	TPU	300	0.5	100
	370	400	25	24	73139	SN 21 E	NBR	160	0.5	134
	370	400	27	26	73366	SN 25 E	TPU	300	0.5	100
	380	404	8.1		76865	SPOR 31 E	PTFE	400	15	166
	380	410	23	22	130251	SN 25 E	TPU	300	0.5	100
	390	414	8.1		77086	SPOR 30 Z	PTFE	400	15	166
	390	414	8.1		76866	SPOR 31 E	PTFE	400	15	166
	390	420	23	22	130252	SN 25 E	TPU	300	0.5	100
	400	415	19.3	18	151869	SNI 30 E	TPU	400	0.5	100
	400	420.5	8.1		89712	SPOR 31 E	PTFE	400	15	166
	400	424	8.1		77087	SPOR 30 Z	PTFE	400	15	166
	400	424	8.1		77087	SPOR 30 Z	PTFE	400	15	166
	400	424	8.1		76867	SPOR 31 E	PTFE	400	15	166
	400	425	23	22	81155	SN 25 E	TPU	300	0.5	100
	400	427.3	9.5		159575	SPOR 31 E	PTFE	400	15	166
	400	430	21	20	6205	SN 25 E	TPU	300	0.5	100
	400	430	23	22	126962	SN 21 E	NBR	160	0.5	134
	400	430	23	22	130254	SN 25 E	TPU	300	0.5	100
	400	430	26	25	129759	SN 25 E	TPU	300	0.5	100
	400	440	21	20	135104	SN 21 E	NBR	160	0.5	134
	400	450	42	40	162473	SN 25 E	TPU	300	0.5	100
	401	445	29	28	81903	SN 25 E	TPU	300	0.5	100
	410	434	8.1		76868	SPOR 31 E	PTFE	400	15	166
	410	450	21	20	81263	SN 25 E	TPU	300	0.5	100
	420	444	8.1		76869	SPOR 31 E	PTFE	400	15	166
	420	450	21	20	27640	SN 21 E	NBR	160	0.5	134
	420	450	21	20	143580	SN 25 E	TPU	300	0.5	100
420	450	23	22	108670	SN 21 E	NBR	160	0.5	134	
420	450	23	22	130255	SN 25 E	TPU	300	0.5	100	
420	450	26	25	90438	SN 21 E	NBR	160	0.5	134	
425	457	25	24	88186	SN 25 E	TPU	300	0.5	100	
430	454	8.1		77090	SPOR 30 Z	PTFE	400	15	166	
430	454	8.1		76870	SPOR 31 E	PTFE	400	15	166	
430	470	29	28	74124	SN 25 E	TPU	300	0.5	100	
440	464	8.1		76871	SPOR 31 E	PTFE	400	15	166	
445	470	14	13	82190	SN 21 E	NBR	160	0.5	134	



d	D	L	H	Item No.	Code	Mat.	max. Press. (bar)	max. Run. speed (m/s)	Page
450	474	8.1		77092	SPOR 30 Z	PTFE	400	15	166
450	474	8.1		76872	SPOR 31 E	PTFE	400	15	166
450	480	16	15	125196	SN 21 E	NBR	160	0.5	134
450	480	21	20	151327	SN 25 E	TPU	300	0.5	100
450	490	35	34	77501	SN 25 E	TPU	300	0.5	100
450	500	26	25	27280	SN 21 E	NBR	160	0.5	134
450	500	26	25	143334	SN 25 E	TPU	300	0.5	100
455	479	8.1		81597	SPOR 31 E	PTFE	400	15	166
460	484	8.1		77093	SPOR 30 Z	PTFE	400	15	166
460	484	8.1		76873	SPOR 31 E	PTFE	400	15	166
460	500	29	28	74005	SN 21 E	NBR	160	0.5	134
470	494	8.1		77094	SPOR 30 Z	PTFE	400	15	166
470	494	8.1		76874	SPOR 31 E	PTFE	400	15	166
470	500	26	25	162474	SN 25 E	TPU	300	0.5	100
470	510	29	28	89151	SN 25 E	TPU	300	0.5	100
480	504	8.1		77095	SPOR 30 Z	PTFE	400	15	166
480	504	8.1		76875	SPOR 31 E	PTFE	400	15	166
480	528	31	30	127551	SN 21 E	NBR	160	0.5	134
488	512	8.1		121653	SPOR 31 E	PTFE	400	15	166
490	514	8.1		76876	SPOR 31 E	PTFE	400	15	166
490	530	29	28	89152	SN 25 E	TPU	300	0.5	100
500	520	11	10	115461	SN 25 E	TPU	300	0.5	100
500	524	8.1		77097	SPOR 30 Z	PTFE	400	15	166
500	524	8.1		76877	SPOR 31 E	PTFE	400	15	166
500	525	23	22	82232	SN 25 E	TPU	300	0.5	100
500	530	19	18	77580	SN 25 E	TPU	300	0.5	100
500	530	26	25	79683	SN 21 E	NBR	160	0.5	134
500	540	21	20	26215	SN 21 E	NBR	160	0.5	134
500	540	35	34	59486	SN 25 E	TPU	300	0.5	100
500	550	40	38	74298	SN 25 E	TPU	300	0.5	100
510	534	8.1		77098	SPOR 30 Z	PTFE	400	15	166
520	544	8.1		76879	SPOR 31 E	PTFE	400	15	166
520	550	26	25	149564	SN 25 E	TPU	300	0.5	100
530	554	8.1		77100	SPOR 30 Z	PTFE	400	15	166
530	565	26	25	78599	SN 25 E	TPU	300	0.5	100
530	570	21	20	117996	SN 21 E	NBR	160	0.5	134
530	570	24.7	17.25	70	SNI 07 E STI	NBR	400	0.5	148
540	570	16	15	143331	SN 25 E	TPU	300	0.5	100
540	580	17	16	85882	SN 25 E	TPU	300	0.5	100
540	580	21	20	152874	SN 21 E	NBR	160	0.5	134
545	578	17.5	16.5	78361	SN 25 E	TPU	300	0.5	100
550	570	16	15	84948	SN 25 E	TPU	300	0.5	100
550	574	8.1		77102	SPOR 30 Z	PTFE	400	15	166
550	574	8.1		76882	SPOR 31 E	PTFE	400	15	166
550	580	23.81	22.7	49577	SNI 30 E	TPU	400	0.5	100
550	590	29	28	127134	SN 25 E	TPU	300	0.5	100
550	590	36	35	150997	SN 25 E	TPU	300	0.5	100
550	600	26	25	16407	SN 21 E	NBR	160	0.5	134
560	584	8.1		76883	SPOR 31 E	PTFE	400	15	166
560	600	26	25	122021	SNI 30 E	TPU	400	0.5	100
570	594	8.1		77104	SPOR 30 Z	PTFE	400	15	166
570	594	8.1		76884	SPOR 31 E	PTFE	400	15	166
570	600	16	15	121376	SN 21 E	NBR	160	0.5	134
570	600	16.5	15.5	78283	SN 21 E	NBR	160	0.5	134
580	604	8.1		76885	SPOR 31 E	PTFE	400	15	166

Dichtomatik Quickfinder Rod seals

**SN 25****SNI 30****SNI 39****SN 21****SNI 24****SN 05****SNI 07****SN 36****SNI 72****SPOR 31****SPOR 30****SNI 43**



Dichtomatik Quickfinder

Rod seals

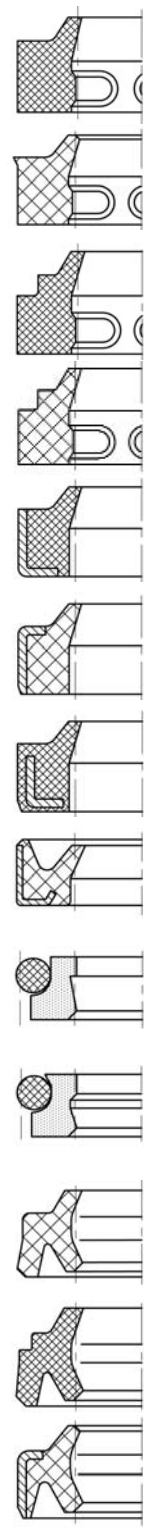
	d	D	L	H	Item No.	Code	Mat.	max. Press. (bar)	max. Run. speed (m/s)	Page
	580	630	26	25	127322	SN 21 E	NBR	160	0.5	134
	580	630	36	35	127323	SN 21 E	NBR	160	0.5	134
	590	614	8.1		76886	SPOR 31 E	PTFE	400	15	166
	600	624	8.1		173473	SPOR 31 E	PTFE	400	15	166
	610	634	8.1		76888	SPOR 31 E	PTFE	400	15	166
	610	650	23	22	115757	SN 25 E	TPU	300	0.5	100
	620	644	8.1		76889	SPOR 31 E	PTFE	400	15	166
	620	650	26	25	82948	SN 25 E	TPU	300	0.5	100
	630	654	8.1		76890	SPOR 31 E	PTFE	400	15	166
	640	664	8.1		76891	SPOR 31 E	PTFE	400	15	166
	640	680	25	24.7	172571	SNI 07 E STI	NBR	400	0.5	148
	650	677.3	9.5		77112	SPOR 30 Z	PTFE	400	15	166
	650	680	16	15	121377	SN 21 E	NBR	160	0.5	134
	660	700	21	20	143332	SN 25 E	TPU	300	0.5	100
	670	697.3	9.5		150609	SPOR 31 E	PTFE	400	15	166
	670	705	17.5		117144	SPOR 31 E	PTFE	400	15	166
	680	707.3	9.5		127582	SPOR 31 E	PTFE	400	15	166
	685.8	736.6	39.68	38.1	124882	SN 21 E	NBR	160	0.5	134
	700	736	22	21	76642	SN 21 E	NBR	160	0.5	134
	700	740	29	28	74450	SN 25 E	TPU	300	0.5	100
	700	750	33	32	7502	SN 25 E	TPU	300	0.5	100
	709.61	755.65	30.56	28.57	127429	SN 25 E	TPU	300	0.5	100
	710	750	42	40	150268	SN 21 E	NBR	160	0.5	134
	720	750	19	18	77158	SN 21 E	NBR	160	0.5	134
	720	760	21	20	143333	SN 25 E	TPU	300	0.5	100
	725	775	26	25	155621	SN 21 E	NBR	160	0.5	134
	750	777.3	9.5		161019	SPOR 31 E	PTFE	400	15	166
	750	800	31	30	80586	SN 25 E	TPU	300	0.5	100
	760	820	35	34.7	172572	SNI 07 E STI	NBR	400.00	0.5	148
	800	827.3	9.5		156565	SPOR 31 E	PTFE	400	15	166
	845	905	35	34.7	172573	SNI 07 E STI	NBR	400.00	0.5	148
	880	916	22	21	76641	SN 21 E	NBR	160	0.5	134
	965.2	1016	20.65	19.05	77281	SN 25 E	TPU	300	0.5	100



d	Dn	D	H	L	Item No.	Code	Mat.	max. Run. speed (m/s)	Page
4	12	12	7	4	41181	AE 41	NBR	4	202
5	12	12	4	2.8	173625	AE 42	TPU	2	198
6	10.8	10.8		3.7	174009	AD 60	PTFE	15	226
6	13	13	4.5	3	21140	AM 43	NBR	1	208
6	13	13	4.5	3.5	21223	AM 45	NBR	1	218
8	12.8	12.8		3.7	174011	AD 60	PTFE	15	226
8	14	14	5	3.5	62249	AM 44	TPU	2	214
8	14	14	5	3.5	45078	AM 43	NBR	1	208
8	14	14	5	4	21260	AM 45	NBR	1	218
8	14	14	5	4	123092	AD 51	NBR	1	236
8	14	14.6	4.5	3.8	173626	AE 42	TPU	2	198
8	15	15	5	3	173658	AM 43	NBR	1	208
8	16	16	7	4	41182	AE 41	NBR	4	202
8	18	18	7	5	123027	AM 44	TPU	2	214
8	22	22	4.5	3	23767	AM 43	NBR	1	208
8	14.2		5	3.6	7829	AD 51	NBR	1	236
9	19	19	7	5	123028	AM 44	TPU	2	214
10	14.8	14.8		3.7	174013	AD 60	PTFE	15	226
10	16	16	4.5	3	16492	AM 43	NBR	1	208
10	16	16	5	3.5	171211	AM 44	TPU	2	214
10	16	16	5	4	21261	AM 45	NBR	1	218
10	16	16	7	5	27487	AM 43	NBR	1	208
10	16	16.6	5	3.8	22857	AE 42	TPU	2	198
10	16	16.6	4.8	3.8	173675	AD 48	TPU	1	234
10	18	18	7	4	16608	AE 41	NBR	4	202
10	18	18	7	4	130615	AE 47	TPU	2	206
10	18	18	8	5	2760	AM 43	NBR	1	208
10	18	18	8	6	84967	AD 51	NBR	1	236
10	20	20	8	5	20988	AM 44	TPU	2	214
10	20	20	8	5	16493	AM 43	NBR	1	208
10	20	20	7	5	61273	AM 43	NBR	1	208
10	20	20	8	5.5	21224	AM 45	NBR	1	218
12	18	18	4	3	61265	AM 43	NBR	1	208
12	18	18	5	3.5	171260	AM 44	TPU	2	214
12	18	18	5	4	21262	AM 45	NBR	1	218
12	18	18.6	5	3.8	173627	AE 42	TPU	2	198
12	18	18.6	4.8	3.8	72880	AD 48	TPU	1	234
12	18	18.6	5.5	3.8	65398	AE 40	NBR	4	194
12	18.8	18.8		5	82862	AD 60	PTFE	15	226
12	20	20	6	4	20989	AM 44	TPU	2	214
12	20	20	7	4	16609	AE 41	NBR	4	202
12	20	20	6	4	16494	AM 43	NBR	1	208
12	20	20	6	4.5	153227	AM 45	NBR	1	218
12	20	20	8	6	78198	AD 51	NBR	1	236
12	22	22	8	5	20990	AM 44	TPU	2	214
12	22	22	8	5	16495	AM 43	NBR	1	208
12	22	22	8	5.5	21225	AM 45	NBR	1	218
12	25	25	8	5	59384	AM 43	NBR	1	208
12.7	18	18	4.5	3	161568	AM 43	NBR	1	208
12.7	18	18	4.5	3.5	22022	AM 45	NBR	1	218
14	20	20	5	3.5	62253	AM 44	TPU	2	214
14	20	20	5	4	21263	AM 45	NBR	1	218
14	20	20	5	4	2794	AM 43	NBR	1	208
14	20	20.6	5	3.8	173628	AE 42	TPU	2	198
14	20	20.6	4.8	3.8	84060	AD 48	TPU	1	234

Dichtomatik Quickfinder

Wipers



- AE 40**
- AE 42**
- AE 41**
- AE 47**
- AM 43**
- AM 44**
- AM 45**
- AM 54**
- AD 60**
- AD 61**
- AD 48**
- AD 51**
- ADM 55**



Dichtomatik Quickfinder

Wipers

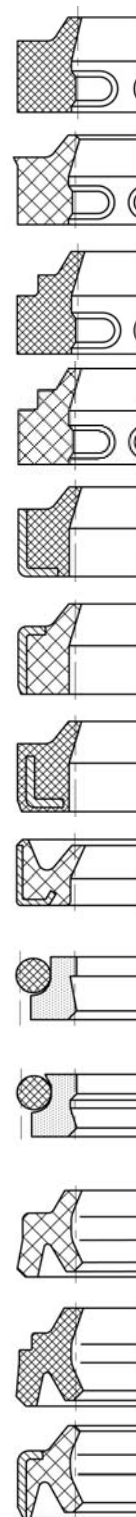
	d	Dn	D	H	L	Item No.	Code	Mat.	max. Run. speed (m/s)	Page
	14	20.8	20.8		5	174015	AD 60	PTFE	15	226
	14	22	22	4	3	16496	AM 43	NBR	1	208
	14	22	22	4	3.5	84095	AM 45	NBR	1	218
	14	22	22	7	4	16610	AE 41	NBR	4	202
	14	22	22	8	6	84982	AD 51	NBR	1	236
	14	24	24	7	5	123029	AM 44	TPU	2	214
	14	25	25	5	3.5	62254	AM 44	TPU	2	214
	14	25	25	7	5	24851	AM 44	TPU	2	214
	15	21	21	5	3.5	62255	AM 44	TPU	2	214
	15	21	21	5	4	21264	AM 45	NBR	1	218
	15	21	21.6	5	3.8	22860	AE 42	TPU	2	198
	15	21	21.6	5.5	3.8	65374	AE 40	NBR	4	194
	15	21.8	21.8		5	82864	AD 60	PTFE	15	226
	15	23	23	7	4	26005	AE 41	NBR	4	202
	15	23	23	6	4	151745	AM 43	NBR	1	208
	15	23	23	8	6	84983	AD 51	NBR	1	236
	15	25	25	8	5	16551	AM 44	TPU	2	214
	15	25	25	8	5	16497	AM 43	NBR	1	208
	15	25	25	7	5.5	21226	AM 45	NBR	1	218
	15	25	25	10	7	65092	AM 43	NBR	1	208
	16	21	21		4	130892	AD 60	PTFE	15	226
	16	22	22	4	3	16552	AM 44	TPU	2	214
	16	22	22	4	3	160569	AM 43	NBR	1	208
	16	22	22	4	3	16498	AM 43	NBR	1	208
	16	22	22	5	3.5	62256	AM 44	TPU	2	214
	16	22	22	4	3.5	22023	AM 45	NBR	1	218
	16	22	22	5	3.5	61264	AM 43	NBR	1	208
	16	22	22	6	4	4206	AM 44	TPU	2	214
	16	22	22	5	4	6614	AM 45	NBR	1	218
	16	22	22	6	4.5	153228	AM 45	NBR	1	218
	16	22	22.6	4	3	62250	AE 42	TPU	2	198
	16	22	22.6	5.5	3.7	65375	AE 40	NBR	4	194
	16	22	22.6	4.8	3.8	108482	AD 48	TPU	1	234
	16	22	22.6	5	3.9	22861	AE 42	TPU	2	198
	16	22.8	22.8		5	174018	AD 60	PTFE	15	226
	16	23	23	5	5	127755	AM 54	TPU	1	222
	16	24	24	5	4	65390	AM 45	NBR	1	218
	16	24	24	7	4	16589	AE 41	NBR	4	202
	16	24	24	7	4	84864	AE 47	TPU	2	206
	16	24	24	7	6	156828	AD 51	NBR	1	236
	16	24	24	8	6	173654	AD 51	NBR	1	236
	16	24	24.6	7	5.3	117133	AE 42	TPU	2	198
	16	26	26	8	5	16553	AM 44	TPU	2	214
	16	26	26	8	5	16499	AM 43	NBR	1	208
	16	26	26	8	5.5	21227	AM 45	NBR	1	218
	16	26	26	10	7	22371	AM 43	NBR	1	208
	17	22	22	7	5.5	65391	AM 45	NBR	1	218
	17	24	24	5	3.5	118395	AM 44	TPU	2	214
	17	25	25	7	4	64570	AE 41	NBR	4	202
	18	24	24.6	5	3.8	22862	AE 42	TPU	2	198
	18	24	24.6	4.8	3.8	84114	AD 48	TPU	1	234
	18	24	24.6	5.5	3.8	65377	AE 40	NBR	4	194
	18	24.8	24.8		5	81668	AD 60	PTFE	15	226
	18	26	26	4	3	79296	AM 43	NBR	1	208
	18	26	26	7	4	16590	AE 41	NBR	4	202



d	Dn	D	H	L	Item No.	Code	Mat.	max. Run. speed (m/s)	Page
18	26	26	7	4	108414	AE 47	TPU	2	206
18	26	26	7	5	4714	AM 43	NBR	1	208
18	26	26	8	6	78199	AD 51	NBR	1	236
18	26	26.6	7	5.3	117134	AE 42	TPU	2	198
18	28	28	7	5	124085	AM 44	TPU	2	214
18	28	28	8	5	62257	AM 44	TPU	2	214
18	28	28	6	5	61267	AM 43	NBR	1	208
18	28	28	7	5.5	21266	AM 45	NBR	1	218
18	28	28	10	7	16554	AM 44	TPU	2	214
18	28	28	12	7	75429	AM 43	NBR	1	208
18	28	28	10	7	16500	AM 43	NBR	1	208
18	28	28	10	7.5	21228	AM 45	NBR	1	218
18	30	30	9	6	123030	AM 44	TPU	2	214
18	30	30.6	7	5.3	117818	AE 40	NBR	4	194
19	26	26	8	5	148557	AM 44	TPU	2	214
19	26	26	8	5.5	131277	AM 45	NBR	1	218
19	26	26	5	7	143435	ADM 55	TPU	1	240
19	26.6	26.6		4.2	149734	AD 61	PTFE	15	230
19	27	27	5.2	4	151795	AM 44	TPU	2	214
19	27	27	4	6	133260	ADM 55	TPU	1	240
19	27	27	9.5	6.4	148848	AM 44	TPU	2	214
19	28	28.4	7	5.3	65378	AE 40	NBR	4	194
19.05	25.4	25.4	5.55	3.17	132570	AM 43	NBR	1	208
19.05	28.57	28.57	7.14	4.76	78465	AM 43	NBR	1	208
19.05	31.75	31.75		6.35	143935	AM 43	NBR	1	208
20	25	25		4	150823	AD 60	PTFE	15	226
20	26	26	4.5	3.4	62205	AE 42	TPU	2	198
20	26	26	7	4	148580	AD 48	TPU	1	234
20	26	26	7	4	5187	AM 43	NBR	1	208
20	26	26	8	5	2950	AM 43	NBR	1	208
20	26.8	26.8		5	82866	AD 60	PTFE	15	226
20	27	27	10	7	129955	AM 43	NBR	1	208
20	27.6	27.6		4.2	82454	AD 61	PTFE	15	230
20	28	28	5	3.5	89982	AM 44	TPU	2	214
20	28	28	5	3.5	16501	AM 43	NBR	1	208
20	28	28	5	4	6621	AM 45	NBR	1	218
20	28	28	7	4	16591	AE 41	NBR	4	202
20	28	28	7	4	35649	AE 47	TPU	2	206
20	28	28	5	5	127756	AM 54	TPU	1	222
20	28	28	8	5	2951	AM 43	NBR	1	208
20	28	28	8	6	82995	AD 51	NBR	1	236
20	28	28	10	7.5	149750	AM 45	NBR	1	218
20	28	28.3	7	5	133177	AE 42	TPU	2	198
20	28	28.6	7	5.3	22863	AE 42	TPU	2	198
20	28	28.6	6.8	5.3	87331	AD 48	TPU	1	234
20	28	28.6	7	5.3	20980	AE 40	NBR	4	194
20	30	30	6	4	16555	AM 44	TPU	2	214
20	30	30	6	4	16502	AM 43	NBR	1	208
20	30	30	6	4	117865	AM 43	NBR	1	208
20	30	30	6	4.5	6728	AM 45	NBR	1	218
20	30	30	8	5	62258	AM 44	TPU	2	214
20	30	30	8	5	74558	AM 43	NBR	1	208
20	30	30	7	5.5	6889	AM 45	NBR	1	218
20	30	30	10	7	20723	AM 44	TPU	2	214
20	30	30	10	7	16503	AM 43	NBR	1	208

Dichtomatik Quickfinder

Wipers



AE 40
AE 42
AE 41
AE 47
AM 43
AM 44
AM 45
AM 54
AD 60
AD 61
AD 48
AD 51
ADM 55



Dichtomatik Quickfinder

Wipers

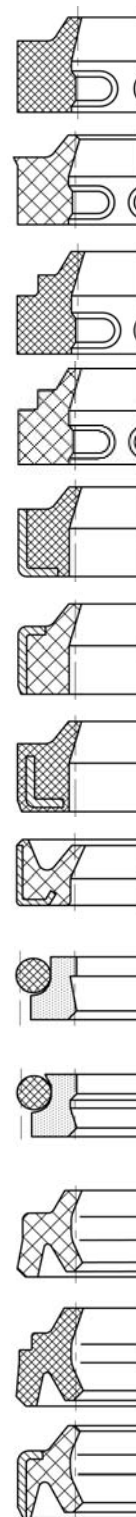
	d	Dn	D	H	L	Item No.	Code	Mat.	max. Run. speed (m/s)	Page
	20	30	30	10	7.5	21229	AM 45	NBR	1	218
	20	32	32	9	6	123031	AM 44	TPU	2	214
	20	32	32	6	9	117909	ADM 55	TPU	1	240
	20	35	35	10	7	59653	AM 43	NBR	1	208
	21	28	28	5	3.5	171273	AM 43	NBR	1	208
	22	28	28	8	5	171212	AM 44	TPU	2	214
	22	28	28	8	5	26548	AM 43	NBR	1	208
	22	28	28.6	4.8	3.8	88972	AD 48	TPU	1	234
	22	28.8	28.8		5	82867	AD 60	PTFE	15	226
	22	29.6	29.6		4.2	174050	AD 61	PTFE	15	230
	22	30	30	7	4	16592	AE 41	NBR	4	202
	22	30	30	7	4	62237	AE 47	TPU	2	206
	22	30	30	8	5	76237	AM 43	NBR	1	208
	22	30	30	8	6	78419	AD 51	NBR	1	236
	22	30	30.6	7	5.3	22864	AE 42	TPU	2	198
	22	30	30.6	6.8	5.3	173669	AD 48	TPU	1	234
	22	30	30.6	7	5.3	20981	AE 40	NBR	4	194
	22	32	32	6	4	85422	AM 43	NBR	1	208
	22	32	32	8	5	62260	AM 44	TPU	2	214
	22	32	32	8	5	64126	AM 43	NBR	1	208
	22	32	32	7	5.5	21268	AM 45	NBR	1	218
	22	32	32	10	7	16556	AM 44	TPU	2	214
	22	32	32	10	7	16504	AM 43	NBR	1	208
	22	32	32	10	7.5	21230	AM 45	NBR	1	218
	22	35	35	8	5	59654	AM 43	NBR	1	208
	23	31	31	7	4	47	AE 41	NBR	4	202
	24	31	31		5	83893	AD 60	PTFE	15	226
	24	31.6	31.6		4.2	174052	AD 61	PTFE	15	230
	24	32	32	7	4	26006	AE 41	NBR	4	202
	24	32	32	7	5	116326	AM 43	NBR	1	208
	24	32	32	8	6	84984	AD 51	NBR	1	236
	24	32	32.6	7	5.3	65379	AE 40	NBR	4	194
	24	35	35	7	5	134207	AM 43	NBR	1	208
	24	35	35	8	5.5	21231	AM 45	NBR	1	218
	24	35	35	10	7	3428	AM 43	NBR	1	208
	25	31	31.6	4.8	3.8	88973	AD 48	TPU	1	234
	25	31.8	31.8		5	82868	AD 60	PTFE	15	226
	25	32	32	8	5	62261	AM 44	TPU	2	214
	25	32	32	7	5.5	134083	AM 45	NBR	1	218
	25	32	32	7	7	45999	AM 54	TPU	1	222
	25	32.6	32.6		4.2	82560	AD 61	PTFE	15	230
	25	33	33	7	4	16587	AE 41	NBR	4	202
	25	33	33	7	4	57690	AE 47	TPU	2	206
	25	33	33	7	4.5	40625	AM 45	NBR	1	218
	25	33	33	8	6	84985	AD 51	NBR	1	236
	25	33	33.3	7	5	133178	AE 42	TPU	2	198
	25	33	33.6	7	5.3	22866	AE 42	TPU	2	198
	25	33	33.6	6.8	5.3	173670	AD 48	TPU	1	234
	25	33	33.6	7	5.3	20982	AE 40	NBR	4	194
	25	34	34	8	5	158749	AE 41	NBR	4	202
	25	35	35	4	3	79297	AM 43	NBR	1	208
	25	35	35	8	5	16581	AM 44	TPU	2	214
	25	35	35	8	5	24132	AM 43	NBR	1	208
	25	35	35	7	5.5	21269	AM 45	NBR	1	218
	25	35	35	10	7	16557	AM 44	TPU	2	214



d	Dn	D	H	L	Item No.	Code	Mat.	max. Run. speed (m/s)	Page
25	35	35	10	7	16505	AM 43	NBR	1	208
25	35	35	8.8	7	83150	AM 43	NBR	1	208
25	35	35	10	7.5	21232	AM 45	NBR	1	218
25	37	37	9	6	123032	AM 44	TPU	2	214
25	37	37	6	9	117919	ADM 55	TPU	1	240
25	38	38	7.5	7.5	45261	AM 54	TPU	1	222
25.4	33.34	33.34	6.35	4.76	46296	AM 43	NBR	1	208
25.4	34	34	8	5	131276	AM 43	NBR	1	208
25.4	34	34	8	5.5	22025	AM 45	NBR	1	218
25.4	34.92	34.92	6.35	4.76	35246	AM 43	NBR	1	208
25.4	38.1	38.1		7.95	143934	AM 43	NBR	1	208
26	34	34	7	4	26271	AE 41	NBR	4	202
26	34	34	8	5	22139	AM 43	NBR	1	208
26	34	34	8	6	133727	AD 51	NBR	1	236
26	35	35	10	7	5206	AM 43	NBR	1	208
26	35	35	10	7.5	21233	AM 45	NBR	1	218
27	35	35.6	7	5.3	65380	AE 40	NBR	4	194
27	39	39	9	6	123033	AM 44	TPU	2	214
28	34	34	7	5	79298	AM 43	NBR	1	208
28	34.8	34.8		5	82869	AD 60	PTFE	15	226
28	35.6	35.6		4.2	82607	AD 61	PTFE	15	230
28	36	36	7	4	16593	AE 41	NBR	4	202
28	36	36	7	4	62238	AE 47	TPU	2	206
28	36	36	5.8	5	88974	AD 48	TPU	1	234
28	36	36	8	6	74936	AD 51	NBR	1	236
28	36	36.6	7	5.3	22867	AE 42	TPU	2	198
28	36	36.6	6.8	5.3	87361	AD 48	TPU	1	234
28	36	36.6	7	5.3	16617	AE 40	NBR	4	194
28	38	38	8	5	62262	AM 44	TPU	2	214
28	38	38	8	5	20625	AM 43	NBR	1	208
28	38	38	7	5.5	21270	AM 45	NBR	1	218
28	38	38	10	7	62263	AM 44	TPU	2	214
28	38	38	10	7	22659	AM 43	NBR	1	208
28	40	40	9	6	123034	AM 44	TPU	2	214
28	40	40	10	7	20991	AM 44	TPU	2	214
28	40	40	10	7	16506	AM 43	NBR	1	208
28	40	40	10	7.5	21234	AM 45	NBR	1	218
28.57	52.38	52.38	12.7	10.31	49385	AM 45	NBR	1	218
29.5	40	40	10	7	81078	AM 43	NBR	1	208
30	36.8	36.8		5	82870	AD 60	PTFE	15	226
30	37.6	37.6		4.2	81480	AD 61	PTFE	15	230
30	38	38	7	4	16594	AE 41	NBR	4	202
30	38	38	7	4	34885	AE 47	TPU	2	206
30	38	38	5.8	5	88975	AD 48	TPU	1	234
30	38	38	8	6	84986	AD 51	NBR	1	236
30	38	38.6	7	5.3	22868	AE 42	TPU	2	198
30	38	38.6	6.8	5.3	173666	AD 48	TPU	1	234
30	38	38.6	7	5.3	20983	AE 40	NBR	4	194
30	40	40	4	3	62208	AE 42	TPU	2	198
30	40	40	4	4	45262	AM 54	TPU	1	222
30	40	40	8	5	16558	AM 44	TPU	2	214
30	40	40	8	5	16507	AM 43	NBR	1	208
30	40	40	7	5	61274	AM 43	NBR	1	208
30	40	40	7	5.5	21271	AM 45	NBR	1	218
30	40	40	10	7	20992	AM 44	TPU	2	214

Dichtomatik Quickfinder

Wipers



- AE 40**
- AE 42**
- AE 41**
- AE 47**
- AM 43**
- AM 44**
- AM 45**
- AM 54**
- AD 60**
- AD 61**
- AD 61**
- AD 48**
- AD 51**
- ADM 55**



Dichtomatik Quickfinder

Wipers

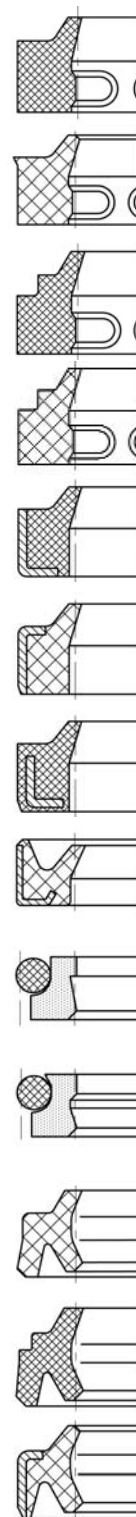
	d	Dn	D	H	L	Item No.	Code	Mat.	max. Run. speed (m/s)	Page
	30	40	40	10	7	16508	AM 43	NBR	1	208
	30	40	40	10	7.5	21235	AM 45	NBR	1	218
	30	42	42	8	5	118396	AM 43	NBR	1	208
	30	42	42	9	6	123035	AM 44	TPU	2	214
	30	42	42	10	7	36854	AM 43	NBR	1	208
	30	42	42	6	9	117920	ADM 55	TPU	1	240
	30	43	43	7.5	7.5	44133	AM 54	TPU	1	222
	30	45	45	8	5	16559	AM 44	TPU	2	214
	30	45	45	8	5	37116	AM 43	NBR	1	208
	32	38.8	38.8		5	82871	AD 60	PTFE	15	226
	32	39.6	39.6		4.2	82561	AD 61	PTFE	15	230
	32	40	40	5	3.8	62209	AE 42	TPU	2	198
	32	40	40	7	4	16595	AE 41	NBR	4	202
	32	40	40	7	4	57691	AE 47	TPU	2	206
	32	40	40	7	4	27514	AM 43	NBR	1	208
	32	40	40	5.8	5	88976	AD 48	TPU	1	234
	32	40	40	8	6	74937	AD 51	NBR	1	236
	32	40	40	10	7	39882	AM 43	NBR	1	208
	32	40	40.6	7	5.3	22869	AE 42	TPU	2	198
	32	40	40.6	6.8	5.3	87372	AD 48	TPU	1	234
	32	40	40.6	7	5.3	20984	AE 40	NBR	4	194
	32	42	42	7	4	134210	AM 43	NBR	1	208
	32	42	42	8	5	62264	AM 44	TPU	2	214
	32	42	42	7	5	35608	AM 43	NBR	1	208
	32	42	42	7	5.5	21272	AM 45	NBR	1	218
	32	42	42	10	7	62265	AM 44	TPU	2	214
	32	42	42	10	7	16579	AM 43	NBR	1	208
	32	42	42	10	7.5	21273	AM 45	NBR	1	218
	32	44	44	10	7	123036	AM 44	TPU	2	214
	32	44	44	7	10	117921	ADM 55	TPU	1	240
	32	45	45	6	4	20993	AM 44	TPU	2	214
	32	45	45	8	4	16509	AM 43	NBR	1	208
	32	45	45	8	5	16583	AM 43	NBR	1	208
	32	45	45	10	7	16560	AM 44	TPU	2	214
	32	45	45	10	7	16510	AM 43	NBR	1	208
	32	45	45	10	7.5	21236	AM 45	NBR	1	218
	32	50	50	10	7	134006	AM 43	NBR	1	208
	32	52	52	8	11	135031	ADM 55	TPU	1	240
	33	41	41	7	4	50	AE 41	NBR	4	202
	33	42	42.6	7	5.3	83773	AE 40	NBR	4	194
	33	43	43	10	7	171213	AM 44	TPU	2	214
	34	40.8	40.8		5	83896	AD 60	PTFE	15	226
	34	42	42	7	4	25761	AE 41	NBR	4	202
	34	46	46	7	10	117922	ADM 55	TPU	1	240
	34.92	57.15	57.15	12.7	10.31	90372	AM 45	NBR	1	218
	35	41.8	41.8		5	81483	AD 60	PTFE	15	226
	35	42.6	42.6		4.2	82562	AD 61	PTFE	15	230
	35	43	43	7	4	16611	AE 41	NBR	4	202
	35	43	43	7	4	36881	AE 47	TPU	2	206
	35	43	43	8	6	84981	AD 51	NBR	1	236
	35	43	43.6	7	5.3	22870	AE 42	TPU	2	198
	35	43	43.6	6.8	5.3	81547	AD 48	TPU	1	234
	35	43	43.6	7	5.3	16623	AE 40	NBR	4	194
	35	45	45	6	4	22871	AE 42	TPU	2	198
	35	45	45	4	4	21753	AM 54	TPU	1	222



d	Dn	D	H	L	Item No.	Code	Mat.	max. Run. speed (m/s)	Page
35	45	45	7	5	61266	AM 43	NBR	1	208
35	45	45	7	5.5	149620	AM 45	NBR	1	218
35	45	45	10	7	16561	AM 44	TPU	2	214
35	45	45	10	7	16511	AM 43	NBR	1	208
35	45	45	10	7.5	21237	AM 45	NBR	1	218
35	47	47	10	7	123037	AM 44	TPU	2	214
35	47	47	10	7	36596	AM 43	NBR	1	208
35	47	47	7	10	117923	ADM 55	TPU	1	240
35	47	47.2	7	4.3	118933	AE 40	NBR	4	194
35	47	47.6	7	5.3	117819	AE 40	NBR	4	194
35	48	48	8	5	124713	AM 43	NBR	1	208
35	48	48	12	6.5	131010	AM 43	NBR	1	208
35	50	50	7.5	7.5	83972	AM 54	TPU	1	222
35	50	50	12	9	56908	AM 43	NBR	1	208
35	52	52	10	7	3871	AM 43	NBR	1	208
36	42.8	42.8		5	81623	AD 60	PTFE	15	226
36	43.6	43.6		4.2	82563	AD 61	PTFE	15	230
36	44	44	7	4	16596	AE 41	NBR	4	202
36	44	44	7	4	62239	AE 47	TPU	2	206
36	44	44	5.8	5	88977	AD 48	TPU	1	234
36	44	44	8	6	77631	AD 51	NBR	1	236
36	44	44.6	7	5.3	22872	AE 42	TPU	2	198
36	44	44.6	6.8	5.3	90166	AD 48	TPU	1	234
36	44	44.6	7	5.3	20985	AE 40	NBR	4	194
36	45	45	10	7	20994	AM 44	TPU	2	214
36	45	45	10	7	16512	AM 43	NBR	1	208
36	45	45	10	7.5	21238	AM 45	NBR	1	218
36	46	46	7	5	171214	AM 44	TPU	2	214
36	46	46	7	5	61272	AM 43	NBR	1	208
36	46	46	7	5.5	21274	AM 45	NBR	1	218
36	46	46	10	7	143975	AM 44	TPU	2	214
36	46	46	7	7	46000	AM 54	TPU	1	222
36	46	46	10	7	3875	AM 43	NBR	1	208
36	48	48	7	10	135033	ADM 55	TPU	1	240
36	50	50	10	7	75211	AM 44	TPU	2	214
37	45	45	8	6	84987	AD 51	NBR	1	236
38	44.8	44.8		5	82872	AD 60	PTFE	15	226
38	45.6	45.6		4.2	174054	AD 61	PTFE	15	230
38	46	46	7	4	44	AE 41	NBR	4	202
38	46	46	8	6	84988	AD 51	NBR	1	236
38	46	46.6	7	5.3	22873	AE 42	TPU	2	198
38	46	46.6	7	5.3	173601	AE 40	NBR	4	194
38	48	48	10	7	62269	AM 44	TPU	2	214
38	48	48	10	7	16513	AM 43	NBR	1	208
38	48	48	10	7.5	21239	AM 45	NBR	1	218
38	50	50	10	7	123038	AM 44	TPU	2	214
38	50	50	7.5	7.5	45268	AM 54	TPU	1	222
38	50	50	7	10	117924	ADM 55	TPU	1	240
38.1	50.8	50.8	6.35	6.35	122990	AM 54	TPU	1	222
38.1	50.8	50.8	7.93	7.93	158766	AM 54	TPU	1	222
39.5	50	50	10	7	81077	AM 43	NBR	1	208
40	46.8	46.8		5	82873	AD 60	PTFE	15	226
40	48	48	5	4	173656	AD 51	NBR	1	236
40	48	48	7	4	16597	AE 41	NBR	4	202
40	48	48	7	4	34859	AE 47	TPU	2	206

Dichtomatik Quickfinder

Wipers



- AE 40**
- AE 42**
- AE 41**
- AE 47**
- AM 43**
- AM 44**
- AM 45**
- AM 44**
- AM 45**
- AM 54**
- AD 60**
- AD 61**
- AD 48**
- AD 51**
- AD 60**
- AD 61**
- AD 48**
- AD 51**
- ADM 55**



Dichtomatik Quickfinder

Wipers

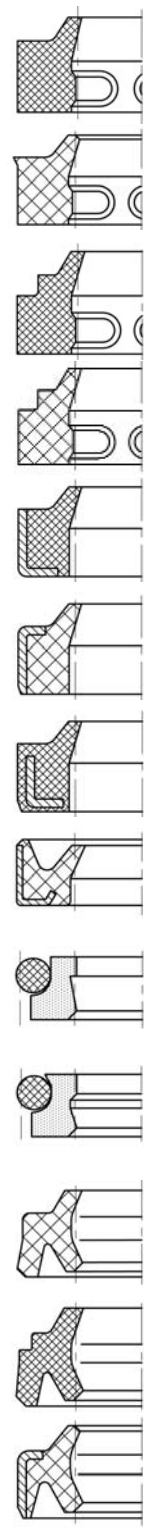
	d	Dn	D	H	L	Item No.	Code	Mat.	max. Run. speed (m/s)	Page
	40	48	48	5.8	5	88978	AD 48	TPU	1	234
	40	48	48	8	6	81693	AD 51	NBR	1	236
	40	48	48.6	7	4.3	122095	AE 42	TPU	2	198
	40	48	48.6	7	5.3	22874	AE 42	TPU	2	198
	40	48	48.6	6.8	5.3	87374	AD 48	TPU	1	234
	40	48	48.6	7	5.3	16624	AE 40	NBR	4	194
	40	48.8	48.8		6.3	82565	AD 61	PTFE	15	230
	40	50	50	5	3.5	134389	AM 43	NBR	1	208
	40	50	50	4	4	45269	AM 54	TPU	1	222
	40	50	50	8	5	16562	AM 44	TPU	2	214
	40	50	50	8.5	5	158739	AE 41	NBR	4	202
	40	50	50	8	5	16514	AM 43	NBR	1	208
	40	50	50	8	5.5	21275	AM 45	NBR	1	218
	40	50	50	10	7	16563	AM 44	TPU	2	214
	40	50	50	10	7	16515	AM 43	NBR	1	208
	40	50	50	10	7.5	21240	AM 45	NBR	1	218
	40	52	52	8	5	16516	AM 43	NBR	1	208
	40	52	52	6	6	45271	AM 54	TPU	1	222
	40	52	52	10	7	117599	AM 44	TPU	2	214
	40	52	52	7	7	108627	AM 54	TPU	1	222
	40	52	52	10	7	22372	AM 43	NBR	1	208
	40	52	52	7	10	117925	ADM 55	TPU	1	240
	40	52	52.2	8	6.3	46774	AE 40	NBR	4	194
	40	55	55	12	9	56909	AM 43	NBR	1	208
	40	60	60	10	7	46874	AM 44	TPU	2	214
	40	62	62	10	7	126349	AM 43	NBR	1	208
	41.27	53.97	53.97	6.35	6.35	122987	AM 54	TPU	1	222
	42	48.8	48.8		5	82874	AD 60	PTFE	15	226
	42	50	50	7	4	16612	AE 41	NBR	4	202
	42	50	50	7	4	62240	AE 47	TPU	2	206
	42	50	50	8	6	84989	AD 51	NBR	1	236
	42	50	50.6	7	5.3	22875	AE 42	TPU	2	198
	42	50	50.6	7	5.3	20986	AE 40	NBR	4	194
	42	50.8	50.8		6.3	174056	AD 61	PTFE	15	230
	42	52	52	8	5	171216	AM 44	TPU	2	214
	42	52	52	7	5.5	21276	AM 45	NBR	1	218
	42	52	52	10	7	16564	AM 44	TPU	2	214
	42	52	52	10	7	16517	AM 43	NBR	1	208
	42	52	52	10	7.5	21241	AM 45	NBR	1	218
	44	52	52	7	4	32	AE 41	NBR	4	202
	44	55	55	8	5	73967	AM 43	NBR	1	208
	44	55	55	10	7.5	79615	AM 45	NBR	1	218
	44	61.9	61.9	10	10	158892	AM 54	TPU	1	222
	44.45	57.15	57.15	6.35	6.35	122991	AM 54	TPU	1	222
	45	51.8	51.8		5	82875	AD 60	PTFE	15	226
	45	53	53	7	4	16588	AE 41	NBR	4	202
	45	53	53	7	4	44583	AE 47	TPU	2	206
	45	53	53	5.8	5	88979	AD 48	TPU	1	234
	45	53	53	8	6	78715	AD 51	NBR	1	236
	45	53	53.6	7	5.3	22876	AE 42	TPU	2	198
	45	53	53.6	6.8	5.3	87380	AD 48	TPU	1	234
	45	53	53.6	7	5.3	26293	AE 40	NBR	4	194
	45	53.8	53.8		6.3	82567	AD 61	PTFE	15	230
	45	55	55	3.2	3.2	118013	AM 54	TPU	1	222
45	55	55	4	4	45273	AM 54	TPU	1	222	



d	Dn	D	H	L	Item No.	Code	Mat.	max. Run. speed (m/s)	Page
45	55	55	8	5	171217	AM 44	TPU	2	214
45	55	55	5	5	106815	AM 54	TPU	1	222
45	55	55	7	5	61268	AM 43	NBR	1	208
45	55	55	7	5.5	21277	AM 45	NBR	1	218
45	55	55	10	7	20995	AM 44	TPU	2	214
45	55	55	10	7	16518	AM 43	NBR	1	208
45	55	55	10	7.5	21242	AM 45	NBR	1	218
45	55	55.6	7	5.3	44579	AE 42	TPU	2	198
45	55	55.6	6.8	5.3	90165	AD 48	TPU	1	234
45	55	55.6	7	5.3	20987	AE 40	NBR	4	194
45	57	57	10	7	123039	AM 44	TPU	2	214
45	57	57	7	7	108631	AM 54	TPU	1	222
45	57	57	7	10	117926	ADM 55	TPU	1	240
45	60	60	6	4.3	173629	AE 42	TPU	2	198
45	60	60	10	7	16565	AM 44	TPU	2	214
45	60	60	10	7	16519	AM 43	NBR	1	208
45	60	60	10	7.5	74223	AM 45	NBR	1	218
45	60	60	7.5	7.5	45274	AM 54	TPU	1	222
46	54	54	8	6	84990	AD 51	NBR	1	236
46	54	54.6	7	5.3	173604	AE 40	NBR	4	194
46.03	69.85	69.85	12.7	10.31	116393	AM 45	NBR	1	218
47	57	57	10	7	108092	AM 43	NBR	1	208
47	58	58	8.5	5	158742	AE 41	NBR	4	202
47	59	59	10	7	123040	AM 44	TPU	2	214
47.62	60.32	60.32	6.35	6.35	122988	AM 54	TPU	1	222
48	56	56	7	4	16613	AE 41	NBR	4	202
48	56	56	8	6	84991	AD 51	NBR	1	236
48	56	56.6	7	5.3	44666	AE 42	TPU	2	198
48	56	56.6	7	5.3	65383	AE 40	NBR	4	194
48	56.8	56.8		6.3	83851	AD 61	PTFE	15	230
48	60	60	10	7	35310	AM 44	TPU	2	214
48	60	60	10	7	16520	AM 43	NBR	1	208
48	60	60	10	7.5	21243	AM 45	NBR	1	218
48	62	62	10	7	174362	AM 44	TPU	2	214
49.21	63.5	63.5	12.7	10.31	118301	AM 45	NBR	1	218
50	56	56	6	4	69363	AM 43	NBR	1	208
50	56	56	8	5	21146	AM 44	TPU	2	214
50	56	56	7	5	16521	AM 43	NBR	1	208
50	56	56	8	5	5347	AM 43	NBR	1	208
50	56.8	56.8		5	81484	AD 60	PTFE	15	226
50	58	58	7	4	16598	AE 41	NBR	4	202
50	58	58	7	4	35050	AE 47	TPU	2	206
50	58	58	5.8	5	173676	AD 48	TPU	1	234
50	58	58	8	6	77831	AD 51	NBR	1	236
50	58	58.6	6	4.3	151470	AE 42	TPU	2	198
50	58	58.6	7	5.3	22879	AE 42	TPU	2	198
50	58	58.6	6.8	5.3	173668	AD 48	TPU	1	234
50	58	58.6	7	5.3	24671	AE 40	NBR	4	194
50	58.8	58.8		6.3	82568	AD 61	PTFE	15	230
50	60	60	4	4	28283	AM 54	TPU	1	222
50	60	60	8	5	62272	AM 44	TPU	2	214
50	60	60	5	5	106814	AM 54	TPU	1	222
50	60	60	7	5	61269	AM 43	NBR	1	208
50	60	60	7	5.5	21278	AM 45	NBR	1	218
50	60	60	8	5.5	150038	AM 45	NBR	1	218

Dichtomatik Quickfinder

Wipers



- AE 40**
- AE 42**
- AE 41**
- AE 47**
- AM 43**
- AM 44**
- AM 45**
- AM 54**
- AD 60**
- AD 61**
- AD 48**
- AD 51**
- ADM 55**



Dichtomatik Quickfinder

Wipers

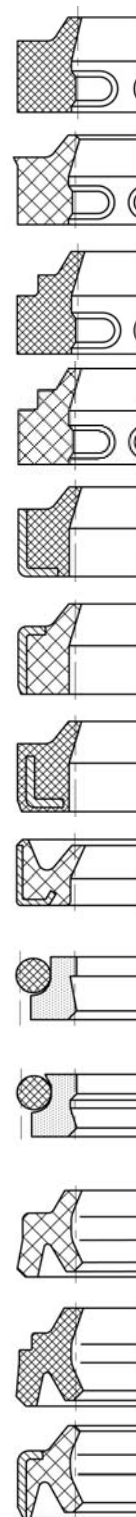
	d	Dn	D	H	L	Item No.	Code	Mat.	max. Run. speed (m/s)	Page
	50	60	60	10	7	16566	AM 44	TPU	2	214
	50	60	60	7	7	46001	AM 54	TPU	1	222
	50	60	60	10	7	16522	AM 43	NBR	1	208
	50	60	60	10	7.5	21244	AM 45	NBR	1	218
	50	60	60.6	7	5.3	45077	AE 42	TPU	2	198
	50	60	60.6	6.8	5.3	90167	AD 48	TPU	1	234
	50	60	60.6	7	5.3	20960	AE 40	NBR	4	194
	50	62	62	7	5	173664	AM 43	NBR	1	208
	50	62	62	8	5	160711	AM 43	NBR	1	208
	50	62	62	10	5.5	6181	AE 41	NBR	4	202
	50	62	62	10	7	123041	AM 44	TPU	2	214
	50	62	62	7	7	108633	AM 54	TPU	1	222
	50	62	62	7	10	117927	ADM 55	TPU	1	240
	50	65	65	8	5	21287	AM 43	NBR	1	208
	50	65	65	10	7	16523	AM 43	NBR	1	208
	50	65	65	10	7.5	7236	AM 45	NBR	1	218
	50	65	65	7.5	7.5	28287	AM 54	TPU	1	222
	50	65	65.6	6	4.3	173630	AE 42	TPU	2	198
	50	72	72	8	11	135032	ADM 55	TPU	1	240
	50.8	63.5	63.5	7.93	7.93	45316	AM 54	TPU	1	222
		52	58.8	58.8		5	174019	AD 60	PTFE	15
52		60	60	8	6	84992	AD 51	NBR	1	236
52		60.8	60.8		6.3	174058	AD 61	PTFE	15	230
	52	62	62	10	7	21133	AM 44	TPU	2	214
	52	62	62	10	7	21288	AM 43	NBR	1	208
	52	62	62	10	7.5	21245	AM 45	NBR	1	218
	53	61	61.6	7	5.3	173631	AE 42	TPU	2	198
	53	61	61.6	7	5.3	65384	AE 40	NBR	4	194
	53	67	67	11	8	123042	AM 44	TPU	2	214
	54	62	62	7	4	54	AE 41	NBR	4	202
		55	61.8	61.8		5	174021	AD 60	PTFE	15
55		63	63	7	4	16599	AE 41	NBR	4	202
55		63	63	7	4	35049	AE 47	TPU	2	206
	55	63	63	8	6	84993	AD 51	NBR	1	236
	55	63	63	10	7	16567	AM 44	TPU	2	214
	55	63	63	10	7	16524	AM 43	NBR	1	208
	55	63	63	10	7.5	36594	AM 45	NBR	1	218
	55	63	63.6	7	5.3	173632	AE 42	TPU	2	198
	55	63	63.6	6.8	5.3	173665	AD 48	TPU	1	234
	55	63	63.6	7	5.3	16620	AE 40	NBR	4	194
	55	63.8	63.8		6.3	82570	AD 61	PTFE	15	230
	55	65	65	3.2	3.2	118015	AM 54	TPU	1	222
	55	65	65	8	5	62273	AM 44	TPU	2	214
	55	65	65	7	5	24143	AM 43	NBR	1	208
	55	65	65	7	5.5	21279	AM 45	NBR	1	218
	55	65	65	8.5	6	144099	AE 41	NBR	4	202
	55	65	65	10	7	20996	AM 44	TPU	2	214
	55	65	65	10	7	16525	AM 43	NBR	1	208
	55	65	65	10	7.5	21246	AM 45	NBR	1	218
	55	65	65.6	7	5.3	62212	AE 42	TPU	2	198
	55	65	65.6	6.8	5.3	90168	AD 48	TPU	1	234
	55	65	65.6	7	5.3	20961	AE 40	NBR	4	194
	55	69	69	11	8	123043	AM 44	TPU	2	214
	55	69	69	8	8	68549	AM 54	TPU	1	222
	55	69	69	8	11	117928	ADM 55	TPU	1	240



d	Dn	D	H	L	Item No.	Code	Mat.	max. Run. speed (m/s)	Page
55	70	70	10	7	173788	AM 43	NBR	1	208
55	70	70	7.5	7.5	7841	AM 54	TPU	1	222
55	80	80	8	5	4724	AM 43	NBR	1	208
56	62.8	62.8		5	81485	AD 60	PTFE	15	226
56	64	64	7	4	16600	AE 41	NBR	4	202
56	64	64	7	4	62241	AE 47	TPU	2	206
56	64	64	8	6	72686	AD 51	NBR	1	236
56	64	64.6	7	5.3	22883	AE 42	TPU	2	198
56	64	64.6	6.8	5.3	173671	AD 48	TPU	1	234
56	64	64.6	7	5.3	24776	AE 40	NBR	4	194
56	64.8	64.8		6.3	82571	AD 61	PTFE	15	230
56	65	65	10	7	59655	AM 43	NBR	1	208
56	66	66	8	5	171218	AM 44	TPU	2	214
56	66	66	7	5.5	21280	AM 45	NBR	1	218
56	66	66	6.8	6	88980	AD 48	TPU	1	234
56	66	66	10	7	21129	AM 44	TPU	2	214
56	66	66	10	7	16526	AM 43	NBR	1	208
56	66	66.6	7	5.3	62213	AE 42	TPU	2	198
56	66	66.6	7	5.3	20962	AE 40	NBR	4	194
56	70	70	11	8	123044	AM 44	TPU	2	214
56	70	70	10	8	173716	AM 43	NBR	1	208
57	65	65	7	4	6182	AE 41	NBR	4	202
57.15	69.85	69.85	7.93	7.93	108623	AM 54	TPU	1	222
58	64.8	64.8		5	155637	AD 60	PTFE	15	226
58	66	66	7	4	21978	AE 41	NBR	4	202
58	68	68.6	7	5.3	118174	AE 40	NBR	4	194
59.56	69.26	69.26	5.33	5.33	128204	AM 54	TPU	1	222
60	66.8	66.8		5	82878	AD 60	PTFE	15	226
60	68	68	7	4	16601	AE 41	NBR	4	202
60	68	68	7	4	35531	AE 47	TPU	2	206
60	68	68	8	6	35983	AD 51	NBR	1	236
60	68	68.6	7	5.3	22884	AE 42	TPU	2	198
60	68	68.6	6.8	5.3	87382	AD 48	TPU	1	234
60	68	68.6	7	5.3	16622	AE 40	NBR	4	194
60	68.8	68.8		6.3	82572	AD 61	PTFE	15	230
60	70	70	8	5	171219	AM 44	TPU	2	214
60	70	70	5	5	106813	AM 54	TPU	1	222
60	70	70	7	5	61270	AM 43	NBR	1	208
60	70	70	7	5.5	21281	AM 45	NBR	1	218
60	70	70	10	7	20997	AM 44	TPU	2	214
60	70	70	10	7	16527	AM 43	NBR	1	208
60	70	70	10	7.5	21247	AM 45	NBR	1	218
60	70	70.6	7	5.3	90182	AE 42	TPU	2	198
60	70	70.6	6.8	5.3	90169	AD 48	TPU	1	234
60	70	70.6	7	5.3	20963	AE 40	NBR	4	194
60	70	70.6	7	5.5	173645	AE 42	TPU	2	198
60	72	72	10	5.5	6186	AE 41	NBR	4	202
60	74	74	8	5	37431	AM 44	TPU	2	214
60	74	74	8	5	22935	AM 43	NBR	1	208
60	74	74	11	8	123045	AM 44	TPU	2	214
60	74	74	8	8	68551	AM 54	TPU	1	222
60	74	74	8	11	117929	ADM 55	TPU	1	240
60	75	75	10	7	16550	AM 43	NBR	1	208
60	75	75	7.5	7.5	45279	AM 54	TPU	1	222
60	75	75	8	8	124877	AM 54	TPU	1	222

Dichtomatik Quickfinder

Wipers



- AE 40**
- AE 42**
- AE 41**
- AE 47**
- AM 43**
- AM 44**
- AM 45**
- AM 54**
- AD 60**
- AD 61**
- AD 48**
- AD 51**
- ADM 55**



Dichtomatik Quickfinder

Wipers

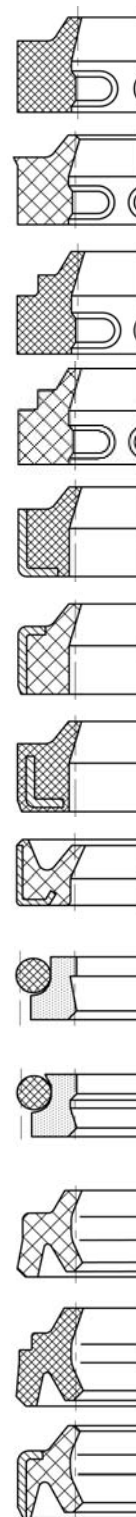
	d	Dn	D	H	L	Item No.	Code	Mat.	max. Run. speed (m/s)	Page
	60	80	80	10	7	21498	AM 43	NBR	1	208
	61	67	67.6	7	5.3	115501	AE 42	TPU	2	198
	62	70	70	7	4	34	AE 41	NBR	4	202
	63	69.8	69.8		5	82879	AD 60	PTFE	15	226
	63	71	71	7	4	16602	AE 41	NBR	4	202
	63	71	71	7	4	173679	AE 47	TPU	2	206
	63	71	71	8	6	84994	AD 51	NBR	1	236
	63	71	71.6	7	5.3	22885	AE 42	TPU	2	198
	63	71	71.6	6.8	5.3	173672	AD 48	TPU	1	234
	63	71	71.6	7	5.3	65385	AE 40	NBR	4	194
	63	71.8	71.8		6.3	82573	AD 61	PTFE	15	230
	63	73	73	8	5	62276	AM 44	TPU	2	214
	63	73	73	7	5	126126	AE 41	NBR	4	202
	63	73	73	7	5.5	21282	AM 45	NBR	1	218
	63	73	73	10	7	144207	AM 44	TPU	2	214
	63	73	73	10	7	4031	AM 43	NBR	1	208
	63	73	73.6	7	5.3	90183	AE 42	TPU	2	198
	63	73	73.6	6.8	5.3	173677	AD 48	TPU	1	234
	63	73	73.6	7	5.3	20964	AE 40	NBR	4	194
	63	75	75	10	7	16568	AM 44	TPU	2	214
	63	75	75	10	7	16528	AM 43	NBR	1	208
	63	75	75	10	7.5	7458	AM 45	NBR	1	218
	63	75	75.2	9	6.3	173607	AE 40	NBR	4	194
	63	77	77	11	8	123046	AM 44	TPU	2	214
	63	78	78	7.5	7.5	28311	AM 54	TPU	1	222
	63.5	73.02	73.02	10.31	7.54	126446	AM 45	NBR	1	218
	63.5	76.2	76.2	7.93	7.93	45325	AM 54	TPU	1	222
	64	72	72	7	4	55	AE 41	NBR	4	202
	64	78	78	11	8	123047	AM 44	TPU	2	214
	65	73	73	7	4	26008	AE 41	NBR	4	202
	65	73	73	7	4	62244	AE 47	TPU	2	206
	65	73	73	8	6	84995	AD 51	NBR	1	236
	65	73	73.6	7	5.3	173633	AE 42	TPU	2	198
	65	73	73.6	6.8	5.3	173673	AD 48	TPU	1	234
	65	73	73.6	7	5.3	64737	AE 40	NBR	4	194
	65	73.8	73.8		6	82880	AD 60	PTFE	15	226
	65	73.8	73.8		6.3	82574	AD 61	PTFE	15	230
	65	75	75	8	5	171220	AM 44	TPU	2	214
	65	75	75	7	5	61271	AM 43	NBR	1	208
	65	75	75	7	5.5	21283	AM 45	NBR	1	218
	65	75	75	10	7	20998	AM 44	TPU	2	214
	65	75	75	7	7	45301	AM 54	TPU	1	222
	65	75	75	10	7	16529	AM 43	NBR	1	208
	65	75	75	10	7.5	21248	AM 45	NBR	1	218
	65	75	75.6	7	5.3	90184	AE 42	TPU	2	198
	65	75	75.6	7	5.3	20965	AE 40	NBR	4	194
	65	76	76.6	7	6	173634	AE 42	TPU	2	198
	65	77	77.2	12	7.2	133367	AE 42	TPU	2	198
	65	79	79	11	8	123048	AM 44	TPU	2	214
	65	79	79	8	8	68550	AM 54	TPU	1	222
	65	79	79	8	11	117930	ADM 55	TPU	1	240
	65	80	80	7.5	7.5	45286	AM 54	TPU	1	222
	66	74	74	7	4	56	AE 41	NBR	4	202
	67	75	75	7	4	57	AE 41	NBR	4	202
	67	75.8	75.8		6	151701	AD 60	PTFE	15	226



d	Dn	D	H	L	Item No.	Code	Mat.	max. Run. speed (m/s)	Page
67	81	81	11	8	123049	AM 44	TPU	2	214
68	76	76	7	4	16606	AE 41	NBR	4	202
68	76	76	8	6	84996	AD 51	NBR	1	236
69.57	79.37	79.37	5.33	5.33	128205	AM 54	TPU	1	222
69.85	82.55	82.55	7.93	7.93	118474	AM 54	TPU	1	222
70	78	78	7	4	21977	AE 41	NBR	4	202
70	78	78	7	4	62245	AE 47	TPU	2	206
70	78	78	8	6	72684	AD 51	NBR	1	236
70	78	78.6	7	5.3	22888	AE 42	TPU	2	198
70	78	78.6	7	5.3	22344	AE 40	NBR	4	194
70	78.8	78.8		6	82881	AD 60	PTFE	15	226
70	80	80	8	5	171221	AM 44	TPU	2	214
70	80	80	7	5	24142	AM 43	NBR	1	208
70	80	80	7	5.5	21284	AM 45	NBR	1	218
70	80	80	10	7	20999	AM 44	TPU	2	214
70	80	80	7	7	108629	AM 54	TPU	1	222
70	80	80	10	7	16530	AM 43	NBR	1	208
70	80	80	10	7.5	21249	AM 45	NBR	1	218
70	80	80.6	7	5.3	90185	AE 42	TPU	2	198
70	80	80.6	6.8	5.3	90171	AD 48	TPU	1	234
70	80	80.6	7	5.3	20966	AE 40	NBR	4	194
70	82	82.2	12	7.2	173602	AE 40	NBR	4	194
70	82.2	82.2		8.1	82575	AD 61	PTFE	15	230
70	82	82.6	12	7.2	22889	AE 42	TPU	2	198
70	83	83	8	11	155671	ADM 55	TPU	1	240
70	84	84	7.5	7.5	28314	AM 54	TPU	1	222
70	84	84	11	8	123050	AM 44	TPU	2	214
70	84	84	8	8	68555	AM 54	TPU	1	222
70	84	84	8	11	117931	ADM 55	TPU	1	240
70	85	85	7.5	7.5	41843	AM 54	TPU	1	222
70	85	85	8	8	84293	AM 54	TPU	1	222
70	90	90	10	7	123173	AM 43	NBR	1	208
71	85	85	11	8	123051	AM 44	TPU	2	214
71	86	86	5	5	28315	AM 54	TPU	1	222
73	81	81	7	4	34965	AE 41	NBR	4	202
73	81	81.6	7	5.3	173635	AE 42	TPU	2	198
73	83	83.6	12	7.2	173646	AE 42	TPU	2	198
73	89	89	10	7	4754	AM 43	NBR	1	208
74	85	85	10	7	150828	AM 43	NBR	1	208
75	83	83	7	4	16614	AE 41	NBR	4	202
75	83	83	7	4	62246	AE 47	TPU	2	206
75	83	83	8	6	81683	AD 51	NBR	1	236
75	83	83	10	7	171222	AM 44	TPU	2	214
75	83	83	10	7.5	21285	AM 45	NBR	1	218
75	83	83.2	7	5.3	173636	AE 42	TPU	2	198
75	83	83.2	7	5.3	22345	AE 40	NBR	4	194
75	83.8	83.8		6	82467	AD 60	PTFE	15	226
75	85	85	10	7	21000	AM 44	TPU	2	214
75	85	85	10	7	16531	AM 43	NBR	1	208
75	85	85	10	7.5	21250	AM 45	NBR	1	218
75	85	85.6	6.8	5.3	173678	AD 48	TPU	1	234
75	85	85.6	7	5.3	118169	AE 40	NBR	4	194
75	87	87	7	5	37874	AM 43	NBR	1	208
75	87	87.2	9	7.1	90172	AD 48	TPU	1	234
75	87	87.2	12	7.2	22892	AE 42	TPU	2	198

Dichtomatik Quickfinder

Wipers



- AE 40**
- AE 42**
- AE 41**
- AE 47**
- AM 43**
- AM 44**
- AM 45**
- AM 54**
- ADM 55**
- AD 60**
- AD 61**
- AD 48**
- AD 51**
- ADM 55**



Dichtomatik Quickfinder

Wipers

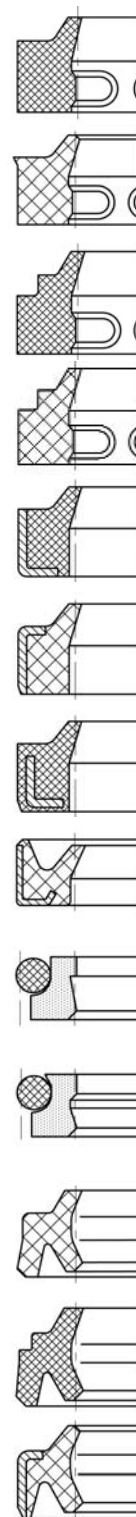
	d	Dn	D	H	L	Item No.	Code	Mat.	max. Run. speed (m/s)	Page
	75	87	87.2	12	7.2	20967	AE 40	NBR	4	194
	75	87.2	87.2		8.1	174060	AD 61	PTFE	15	230
	75	89	89	11	8	123052	AM 44	TPU	2	214
	75	89	89	8	8	68554	AM 54	TPU	1	222
	75	89	89	8	11	117932	ADM 55	TPU	1	240
	75	90	90	7.5	7.5	89706	AM 54	TPU	1	222
	76	82	82.6	7	5.3	115502	AE 42	TPU	2	198
	76.2	88.9	88.9	7.93	7.93	45332	AM 54	TPU	1	222
	78	86	86	7	4	173615	AE 41	NBR	4	202
	78	86	86.6	7	5.3	62217	AE 42	TPU	2	198
	78	88	88	10	7	90140	AM 43	NBR	1	208
	78	88	88.6	7	5.5	173647	AE 42	TPU	2	198
	78	92	92.2	12	7.2	173637	AE 42	TPU	2	198
	79.52	89.36	89.36	5.33	5.33	128206	AM 54	TPU	1	222
	80	88	88	7	4	16604	AE 41	NBR	4	202
	80	88	88	7	4	35532	AE 47	TPU	2	206
	80	88	88	8	6	77338	AD 51	NBR	1	236
	80	88	88	10	7	171223	AM 44	TPU	2	214
	80	88	88	10	7.5	21286	AM 45	NBR	1	218
	80	88	88.6	7	5.3	22894	AE 42	TPU	2	198
	80	88	88.6	7	5.3	16619	AE 40	NBR	4	194
	80	88.8	88.8		6	82882	AD 60	PTFE	15	226
	80	90	90	3.18	3.18	161478	AM 54	TPU	1	222
	80	90	90	6.8	6	88981	AD 48	TPU	1	234
	80	90	90	10	7	16569	AM 44	TPU	2	214
	80	90	90	7	7	108632	AM 54	TPU	1	222
	80	90	90	10	7	16532	AM 43	NBR	1	208
	80	90	90	10	7.5	21251	AM 45	NBR	1	218
	80	92	92.2	9	7.1	90173	AD 48	TPU	1	234
	80	92	92.2	12	7.2	22895	AE 42	TPU	2	198
	80	92	92.2	12	7.2	20968	AE 40	NBR	4	194
	80	92.2	92.2		8.1	82577	AD 61	PTFE	15	230
	80	94	94	11	8	123053	AM 44	TPU	2	214
	80	94	94	8	8	68556	AM 54	TPU	1	222
	80	94	94	8	12	117933	ADM 55	TPU	1	240
	80	95	95	5	5	7234	AM 54	TPU	1	222
	80	95	95	7.5	7.5	45289	AM 54	TPU	1	222
	80	95	95	8	8	124879	AM 54	TPU	1	222
	80	100	100	10	10	73263	AM 54	TPU	1	222
	80	100	100	15	12	173928	AM 43	NBR	1	208
	82	92	92	10	7	24264	AM 44	TPU	2	214
	82	94.2	94.2		8.1	122056	AD 61	PTFE	15	230
	82.55	92	92	10	7	89893	AM 43	NBR	1	208
	83	91	91	7	4	61347	AE 41	NBR	4	202
	83	92	92		6	155638	AD 60	PTFE	15	226
	84	91.7	92.3	7	5.3	173609	AE 40	NBR	4	194
	84	94	94	8	5	4759	AM 43	NBR	1	208
	85	93	93	7	4	16615	AE 41	NBR	4	202
	85	93	93	7	4	62247	AE 47	TPU	2	206
	85	93	93	8	6	75336	AD 51	NBR	1	236
	85	93	93.6	7	5.3	22896	AE 42	TPU	2	198
	85	93	93.6	7	5.3	65388	AE 40	NBR	4	194
	85	93.8	93.8		6	174023	AD 60	PTFE	15	226
	85	95	95	10	7	16570	AM 44	TPU	2	214
85	95	95	10	7	16533	AM 43	NBR	1	208	



d	Dn	D	H	L	Item No.	Code	Mat.	max. Run. speed (m/s)	Page
85	95	95	10	7.5	21252	AM 45	NBR	1	218
85	97	97.2	10	7.1	87391	AD 48	TPU	1	234
85	97	97.2	12	7.2	22897	AE 42	TPU	2	198
85	97	97.2	12	7.2	20969	AE 40	NBR	4	194
85	97.2	97.2		8.1	82578	AD 61	PTFE	15	230
85	99	99	11	8	123054	AM 44	TPU	2	214
85	99	99	8	8	68552	AM 54	TPU	1	222
85	99	99	8	11	117934	ADM 55	TPU	1	240
85	100	100	6	6	164933	AM 54	TPU	1	222
85	105	105	10	10	45297	AM 54	TPU	1	222
86	94	94	7	4	361	AE 41	NBR	4	202
87	99.2	99.2		8.1	122054	AD 61	PTFE	15	230
88	96	96	7	4	173610	AE 41	NBR	4	202
88	100	100.2	12	7.2	173605	AE 40	NBR	4	194
88.9	101.6	101.6	9.52	9.52	122986	AM 54	TPU	1	222
89.6	99.57	99.57	5.33	5.33	128207	AM 54	TPU	1	222
90	98	98	7	4	16605	AE 41	NBR	4	202
90	98	98	8	6	72685	AD 51	NBR	1	236
90	98.8	98.8		6	82887	AD 60	PTFE	15	226
90	100	100	7	5	4872	AM 43	NBR	1	208
90	100	100	7	5.5	65392	AM 45	NBR	1	218
90	100	100	6.8	6	88982	AD 48	TPU	1	234
90	100	100	10	7	16571	AM 44	TPU	2	214
90	100	100	7	7	108636	AM 54	TPU	1	222
90	100	100	10	7	16534	AM 43	NBR	1	208
90	100	100	10	7.5	21253	AM 45	NBR	1	218
90	100	100.6	12	7.2	46778	AE 40	NBR	4	194
90	102	102.2	8	6	173638	AE 42	TPU	2	198
90	102	102.2	9	7.1	87392	AD 48	TPU	1	234
90	102	102.2	12	7.2	22898	AE 42	TPU	2	198
90	102	102.2	12	7.2	20970	AE 40	NBR	4	194
90	102.2	102.2		8.1	81486	AD 61	PTFE	15	230
90	104	104	11	8	123055	AM 44	TPU	2	214
90	104	104	8	8	68558	AM 54	TPU	1	222
90	104	104	8	11	117935	ADM 55	TPU	1	240
90	105	105	6	6	45299	AM 54	TPU	1	222
90	105	105	8	8	156571	AM 54	TPU	1	222
90	106	106	8	8	151640	AM 54	TPU	1	222
90	110	110	8	8	124878	AM 54	TPU	1	222
90	110	110	14	10	57273	AM 44	TPU	2	214
90	110	110	10	10	73264	AM 54	TPU	1	222
91	97	97.6	7	5.3	115503	AE 42	TPU	2	198
92	106	106	11	8	123056	AM 44	TPU	2	214
93	101	101	7	4	376	AE 41	NBR	4	202
94	115	115	10	7	150829	AM 43	NBR	1	208
95	103	103	7	4	26009	AE 41	NBR	4	202
95	103	103	8	6	84997	AD 51	NBR	1	236
95	103	103.6	7	5.3	5375	AE 40	NBR	4	194
95	103.8	103.8		6	82888	AD 60	PTFE	15	226
95	105	105	10	7	21130	AM 44	TPU	2	214
95	105	105	10	7	16535	AM 43	NBR	1	208
95	105	105	10	7.5	21254	AM 45	NBR	1	218
95	107	107.2	9	7.1	90174	AD 48	TPU	1	234
95	107	107.2	12	7.2	22900	AE 42	TPU	2	198
95	107	107.2	12	7.2	22346	AE 40	NBR	4	194

Dichtomatik Quickfinder

Wipers



- AE 40**
- AE 42**
- AE 41**
- AE 47**
- AM 43**
- AM 44**
- AM 45**
- AM 54**
- AD 60**
- AD 61**
- AD 48**
- AD 51**
- ADM 55**



Dichtomatik Quickfinder

Wipers

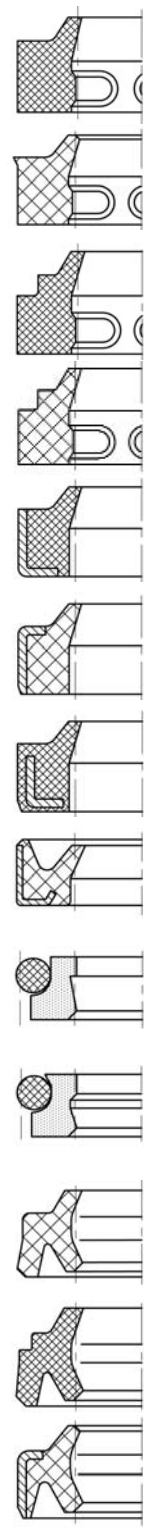
	d	Dn	D	H	L	Item No.	Code	Mat.	max. Run. speed (m/s)	Page
	95	107.2	107.2		8.1	174062	AD 61	PTFE	15	230
	95	109	109	11	8	68553	AM 44	TPU	2	214
	95	109	109	8	11	117936	ADM 55	TPU	1	240
	95	110	110	8	8	130163	AM 54	TPU	1	222
	95.25	107.95	107.95	9.52	9.52	122996	AM 54	TPU	1	222
	97	105	105	7	4	6200	AE 41	NBR	4	202
	97	105	105	7	5	62220	AE 42	TPU	2	198
	100	108	108	7	4	16586	AE 41	NBR	4	202
	100	108	108	7	4	35533	AE 47	TPU	2	206
	100	108	108	8	6	84998	AD 51	NBR	1	236
	100	108	108.6	7	5.3	2238	AE 40	NBR	4	194
	100	108.8	108.8		6	82889	AD 60	PTFE	15	226
	100	110	110	8	5	4881	AM 43	NBR	1	208
	100	110	110	10	7	16572	AM 44	TPU	2	214
	100	110	110	10	7	16536	AM 43	NBR	1	208
	100	110	110	10	7.5	21255	AM 45	NBR	1	218
	100	110	110.2	8	6.3	130329	AD 48	TPU	1	234
	100	112	112.2	9	7.1	173667	AD 48	TPU	1	234
	100	112	112.2	12	7.2	22901	AE 42	TPU	2	198
	100	112	112.2	12	7.2	20971	AE 40	NBR	4	194
	100	112.2	112.2		8.1	82580	AD 61	PTFE	15	230
	100	114	114	11	8	123057	AM 44	TPU	2	214
	100	114	114	8	8	108638	AM 54	TPU	1	222
	100	114	114	8	11	117937	ADM 55	TPU	1	240
	100	115	115	6.5	6.5	28360	AM 54	TPU	1	222
	100	115	115	7.5	7.5	28357	AM 54	TPU	1	222
	100	115	115	11	8	16573	AM 44	TPU	2	214
	100	115	115	8	8	160514	AM 54	TPU	1	222
	100	115	115	10	8	89993	AM 43	NBR	1	208
	100	115	115	9	9	108639	AM 54	TPU	1	222
	100	116	116	8	8	151641	AM 54	TPU	1	222
	100	120	120	8	8	124880	AM 54	TPU	1	222
	100	120	120	10	10	73265	AM 54	TPU	1	222
	100	120	120	10	7.2	135247	AE 42	TPU	2	198
	101.6	114.3	114.3	9.52	9.52	122997	AM 54	TPU	1	222
	102	114	114	10	5.5	381	AE 41	NBR	4	202
	103	115	115.2	12	7.2	173597	AE 40	NBR	4	194
	105	113	113.6	7	5.3	72716	AE 42	TPU	2	198
	105	113	113.6	7	5.3	5376	AE 40	NBR	4	194
	105	113.8	113.8		6	174025	AD 60	PTFE	15	226
	105	115	115	10	7	62280	AM 44	TPU	2	214
	105	115	115	10	7	16537	AM 43	NBR	1	208
	105	115	115	10	7.5	21256	AM 45	NBR	1	218
	105	117	117	11	8.2	85382	AD 51	NBR	1	236
	105	117	117.2	12	7.2	22902	AE 42	TPU	2	198
	105	117	117.2	12	7.2	24778	AE 40	NBR	4	194
	105	117.2	117.2		8.1	82581	AD 61	PTFE	15	230
	105	121	121	12	9	68559	AM 44	TPU	2	214
	105	121	121	9	12	117938	ADM 55	TPU	1	240
	106	118	118	10	5.5	415	AE 41	NBR	4	202
	106	122	122	12	9	123058	AM 44	TPU	2	214
	107	113	113.6	7	5.3	115504	AE 42	TPU	2	198
	110	118	118	7	4	16616	AE 41	NBR	4	202
	110	118	118.6	7	5.3	5379	AE 40	NBR	4	194
	110	118.8	118.8		6	82892	AD 60	PTFE	15	226



d	Dn	D	H	L	Item No.	Code	Mat.	max. Run. speed (m/s)	Page
110	120	120	10	7	21001	AM 44	TPU	2	214
110	120	120	10	7	16538	AM 43	NBR	1	208
110	120	120	10	7.5	21257	AM 45	NBR	1	218
110	122	122	10	5.5	38523	AE 41	NBR	4	202
110	122	122	10	5.5	108420	AE 47	TPU	2	206
110	122	122	11	8.2	85515	AD 51	NBR	1	236
110	122	122.2	10	7.1	173674	AD 48	TPU	1	234
110	122	122.2	12	7.2	22903	AE 42	TPU	2	198
110	122	122.2	12	7.2	20972	AE 40	NBR	4	194
110	122.2	122.2		8.1	82582	AD 61	PTFE	15	230
110	125	125	10	7.5	143335	AM 45	NBR	1	218
110	125	125	8	8	130164	AM 54	TPU	1	222
110	125	125	9.5	8.5	88983	AD 48	TPU	1	234
110	125	125	9	9	45310	AM 54	TPU	1	222
110	126	126	8	8	151638	AM 54	TPU	1	222
110	126	126	12	9	123059	AM 44	TPU	2	214
110	126	126	9	9	108640	AM 54	TPU	1	222
110	126	126	9	12	117939	ADM 55	TPU	1	240
110	130	130	8	8	165006	AM 54	TPU	1	222
110	130	130	9	9	156998	AM 54	TPU	1	222
110	130	130	10	10	93001	AM 54	TPU	1	222
110	118		7	5.3	70891	AE 42	TPU	2	198
112	124	124.2	12	7.1	62223	AE 42	TPU	2	198
112	128	128	12	9	123060	AM 44	TPU	2	214
113	121	121	7	4	6211	AE 41	NBR	4	202
114	122	122	7	4	6231	AE 41	NBR	4	202
115	123	123.2	7	5.3	5382	AE 40	NBR	4	194
115	123.8	123.8		6	174027	AD 60	PTFE	15	226
115	125	125	10	7	35884	AM 44	TPU	2	214
115	125	125	10	7	16539	AM 43	NBR	1	208
115	125	125	10	7.5	21258	AM 45	NBR	1	218
115	125	125.6	7	5.3	5383	AE 40	NBR	4	194
115	127	127	10	5.5	26010	AE 41	NBR	4	202
115	127	127	11	8.2	84965	AD 51	NBR	1	236
115	127	127.2	9	7.1	90175	AD 48	TPU	1	234
115	127	127.2	12	7.2	22904	AE 42	TPU	2	198
115	127	127.2	12	7.2	20973	AE 40	NBR	4	194
115	127.2	127.2		8.1	82583	AD 61	PTFE	15	230
115	130	130	8	8	28374	AM 54	TPU	1	222
115	131	131	9	12	117940	ADM 55	TPU	1	240
118	126	126	7	5	173648	AE 42	TPU	2	198
118	130	130	10	5.5	448	AE 41	NBR	4	202
118	134	134	12	9	123061	AM 44	TPU	2	214
119	134	134.5	12.3	9.5	152481	AE 42	TPU	2	198
120	128	128.6	7	5.3	72717	AE 42	TPU	2	198
120	128	128.6	7	5.3	173599	AE 40	NBR	4	194
120	128.8	128.8		6	82894	AD 60	PTFE	15	226
120	130	130	10	7	16574	AM 44	TPU	2	214
120	130	130	10	7	16540	AM 43	NBR	1	208
120	130	130	10	7.5	21259	AM 45	NBR	1	218
120	130	130.6	7	5.5	62225	AE 42	TPU	2	198
120	132	132	10	5.5	25929	AE 41	NBR	4	202
120	132	132	11	8.2	85516	AD 51	NBR	1	236
120	132	132.2	12	7.2	22905	AE 42	TPU	2	198
120	132	132.2	12	7.2	16618	AE 40	NBR	4	194

Dichtomatik Quickfinder

Wipers



- AE 40**
- AE 42**
- AE 41**
- AE 47**
- AM 43**
- AM 44**
- AM 45**
- AM 54**
- AM 54**
- AD 60**
- AD 61**
- AD 48**
- AD 51**
- ADM 55**



Dichtomatik Quickfinder

Wipers

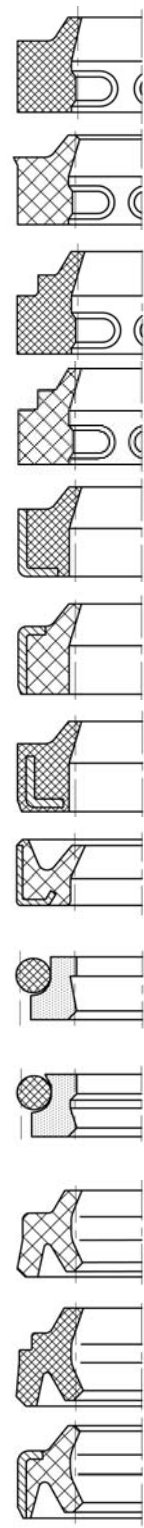
	d	Dn	D	H	L	Item No.	Code	Mat.	max. Run. speed (m/s)	Page
	120	132.2	132.2		8.1	82584	AD 61	PTFE	15	230
	120	135	135	10	6	149713	AM 43	NBR	1	208
	120	135	135	8	8	150047	AM 54	TPU	1	222
	120	136	136	12	9	123062	AM 44	TPU	2	214
	120	136	136	9	9	108635	AM 54	TPU	1	222
	120	136	136	9	12	117941	ADM 55	TPU	1	240
	120	140	140	8	8	108641	AM 54	TPU	1	222
	120	140	140	10	10	45312	AM 54	TPU	1	222
	120	150	150	12	12	124881	AM 54	TPU	1	222
	123	147	147	12	9	4891	AM 43	NBR	1	208
	125	133	133.6	7	5.3	5386	AE 40	NBR	4	194
	125	133.8	133.8		6	82895	AD 60	PTFE	15	226
	125	137	137	10	5.5	16607	AE 41	NBR	4	202
	125	137	137	11	8.2	72687	AD 51	NBR	1	236
	125	137	137.2	12	7.2	173603	AE 40	NBR	4	194
	125	137.2	137.2		8.1	82585	AD 61	PTFE	15	230
	125	137	137.6	12	7.2	22906	AE 42	TPU	2	198
	125	140	140	10	7	4912	AM 43	NBR	1	208
	125	140	140	12	9	62281	AM 44	TPU	2	214
	125	140	140	12	9	16541	AM 43	NBR	1	208
	125	140	140	12	9.5	65393	AM 45	NBR	1	218
	125	140	140	16	10.2	90186	AE 42	TPU	2	198
	125	140	140	16	10.2	20974	AE 40	NBR	4	194
	125	141	141	12	9	123063	AM 44	TPU	2	214
	125	135		16	10.2	82767	AE 42	TPU	2	198
	128	140	140	10	5.5	173611	AE 41	NBR	4	202
	128	140	140.2	12	7.2	173649	AE 42	TPU	2	198
	128	143.4	143.4	9.5	7.5	160552	AE 42	TPU	2	198
	130	138.8	138.8		6	82896	AD 60	PTFE	15	226
	130	142	142	10	5.5	26011	AE 41	NBR	4	202
	130	142	142	11	8.2	85517	AD 51	NBR	1	236
	130	142	142.2	12	7.1	22907	AE 42	TPU	2	198
	130	142.2	142.2		8.1	174064	AD 61	PTFE	15	230
	130	142	142.6	12	7.2	64811	AE 40	NBR	4	194
	130	145	145	7.5	7.5	28377	AM 54	TPU	1	222
	130	145	145	12	9	16575	AM 44	TPU	2	214
	130	145	145	12	9	16542	AM 43	NBR	1	208
	130	145	145	12	9.5	65394	AM 45	NBR	1	218
	130	146	146	12	9	123065	AM 44	TPU	2	214
	130	146	146	9	9	28348	AM 54	TPU	1	222
	130	146	146	9	12	117942	ADM 55	TPU	1	240
	130	150	150	7.5	7.5	130414	AM 54	TPU	1	222
	130	150	150	8	8	158307	AM 54	TPU	1	222
	130	150	150	10	10	161086	AM 54	TPU	1	222
	130	154	154	8	8	155648	AM 54	TPU	1	222
	130	160	160	12	12	161087	AM 54	TPU	1	222
	131	139	139	7	4	6289	AE 41	NBR	4	202
	132	148	148	12	9	123066	AM 44	TPU	2	214
	135	143.8	143.8		6	174029	AD 60	PTFE	15	226
	135	145	145	10	7	4151	AM 43	NBR	1	208
	135	147	147	10	5.5	26012	AE 41	NBR	4	202
	135	147	147	12	7.2	173393	AE 42	TPU	2	198
	135	147	147	12	7.2	1696	AE 40	NBR	4	194
	135	147	147	11	8.2	85518	AD 51	NBR	1	236
	135	147	147.2	9	7.1	90176	AD 48	TPU	1	234



d	Dn	D	H	L	Item No.	Code	Mat.	max. Run. speed (m/s)	Page
135	147.2	147.2		8.1	174066	AD 61	PTFE	15	230
135	149	149.2	12	7.2	173598	AE 40	NBR	4	194
135	150	150	12	9	21350	AM 44	TPU	2	214
135	150	150	12	9	59656	AM 43	NBR	1	208
135	155	155	14	10	123067	AM 44	TPU	2	214
140	148	148.6	7	5.3	173653	AE 42	TPU	2	198
140	148	148.6	7	6	62227	AE 42	TPU	2	198
140	148.8	148.8		6	82898	AD 60	PTFE	15	226
140	152	152	10	5.5	26013	AE 41	NBR	4	202
140	152	152	11	8.2	85519	AD 51	NBR	1	236
140	152	152.2	12	7.1	64812	AE 40	NBR	4	194
140	152	152.2	12	7.2	173639	AE 42	TPU	2	198
140	155	155	9.5	8.5	108489	AD 48	TPU	1	234
140	155	155	15	9	62228	AE 42	TPU	2	198
140	155	155	12	9	16576	AM 44	TPU	2	214
140	155	155	12	9	16543	AM 43	NBR	1	208
140	155	155	12	9.5	65395	AM 45	NBR	1	218
140	155	155	16	10.2	90187	AE 42	TPU	2	198
140	155	155.6	16	10.2	20975	AE 40	NBR	4	194
140	156	156		9.5	82588	AD 61	PTFE	15	230
140	160	160	16	10	123068	AM 44	TPU	2	214
140	160	160	10	10	115449	AM 54	TPU	1	222
140	160	160	10	14	117943	ADM 55	TPU	1	240
140	162	162	7.5	7.5	130415	AM 54	TPU	1	222
143	151	151	7	5.5	173650	AE 42	TPU	2	198
145	154	154		6	125847	AD 60	PTFE	15	226
145	157	157	10	5.5	26014	AE 41	NBR	4	202
145	157	157	11	8.2	85520	AD 51	NBR	1	236
145	157	157.2	12	7.2	173640	AE 42	TPU	2	198
145	160	160	12	9	56926	AM 43	NBR	1	208
145	165	165	14	10	123069	AM 44	TPU	2	214
149	157	157	7	4	6373	AE 41	NBR	4	202
150	158.8	158.8		6	78586	AD 60	PTFE	15	226
150	162	162	10	5.5	26015	AE 41	NBR	4	202
150	162	162	10	5.5	108428	AE 47	TPU	2	206
150	162	162	12	7.2	22911	AE 42	TPU	2	198
150	162	162	11	8.2	85521	AD 51	NBR	1	236
150	165	165	12	9	16577	AM 44	TPU	2	214
150	165	165	12	9	16544	AM 43	NBR	1	208
150	165	165	12	9.5	65396	AM 45	NBR	1	218
150	165	165	16	10.2	90188	AE 42	TPU	2	198
150	165	165.6	16	10.2	20976	AE 40	NBR	4	194
150	166	166	12	8	4921	AM 43	NBR	1	208
150	166	166		9.5	82589	AD 61	PTFE	15	230
150	170	170	14	10	123070	AM 44	TPU	2	214
150	175	175	9	9	150049	AM 54	TPU	1	222
152	164	164	10	5.5	173612	AE 41	NBR	4	202
152	167.4	167.4	9.5	7.5	160554	AE 42	TPU	2	198
155	167	167	10	5.5	173613	AE 41	NBR	4	202
155	167	167	11	8.2	85522	AD 51	NBR	1	236
155	167	167.2	9.5	7.1	90177	AD 48	TPU	1	234
155	167	167.2	12	7.2	5409	AE 40	NBR	4	194
160	168	168.6	5	5.3	115111	AE 42	TPU	2	198
160	168.8	168.8		6	174031	AD 60	PTFE	15	226
160	172	172	10	5.5	37773	AE 41	NBR	4	202

Dichtomatik Quickfinder

Wipers



- AE 40**
- AE 42**
- AE 41**
- AE 47**
- AM 43**
- AM 44**
- AM 45**
- AM 54**
- AD 60**
- AD 61**
- AD 48**
- AD 51**
- ADM 55**



Dichtomatik Quickfinder

Wipers

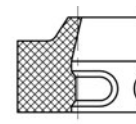
	d	Dn	D	H	L	Item No.	Code	Mat.	max. Run. speed (m/s)	Page
	160	172	172	12	7.2	173394	AE 42	TPU	2	198
	160	172	172	11	8.2	84935	AD 51	NBR	1	236
	160	172	172.2	9.5	7.1	90178	AD 48	TPU	1	234
	160	175	175	12	9	16578	AM 44	TPU	2	214
	160	175	175	12	9	16545	AM 43	NBR	1	208
	160	175	175	12	9.5	65397	AM 45	NBR	1	218
	160	175	175	10	10	28380	AM 54	TPU	1	222
	160	175	175	16	10.2	22912	AE 42	TPU	2	198
	160	175	175.6	16	10.2	20977	AE 40	NBR	4	194
	160	176	176		9.5	82590	AD 61	PTFE	15	230
	160	180	180	14	10	123071	AM 44	TPU	2	214
	160	180	180	10	10	155649	AM 54	TPU	1	222
	160	190	190	9	9	150068	AM 54	TPU	1	222
	160	173			7	130331	AD 48	TPU	1	234
	165	177	177	10	5.5	40	AE 41	NBR	4	202
	165	177	177	11	8.2	85523	AD 51	NBR	1	236
	165	180	180	16	12	5172	AM 43	NBR	1	208
	165	185	185	14	10	123072	AM 44	TPU	2	214
	166	178	178	10	5.5	575	AE 41	NBR	4	202
	168	176	176	7	4	6384	AE 41	NBR	4	202
	170	178	178.6	7	5.3	62233	AE 42	TPU	2	198
	170	178.8	178.8		6	174033	AD 60	PTFE	15	226
	170	182	182	10	5.5	602	AE 41	NBR	4	202
	170	182	182	11	8.2	85524	AD 51	NBR	1	236
	170	182	182.2	12	7.2	5486	AE 40	NBR	4	194
	170	185	185	14	10	16546	AM 43	NBR	1	208
	170	185	185	16	10.2	173641	AE 42	TPU	2	198
	170	185	185	16	10.2	74690	AE 40	NBR	4	194
	170	186	186		9.5	82591	AD 61	PTFE	15	230
	170	190	190	9	9	150069	AM 54	TPU	1	222
	170	190	190	14	10	123073	AM 44	TPU	2	214
	170	200	200	10	10	150048	AM 54	TPU	1	222
	175	187	187	10	5.5	627	AE 41	NBR	4	202
	175	190	190	12	9	4245	AM 43	NBR	1	208
	175	191	191		9.5	174068	AD 61	PTFE	15	230
	175	195	195	14	10	123074	AM 44	TPU	2	214
	175	190		16	10.2	134962	AE 42	TPU	2	198
	180	188.8	188.8		6	174035	AD 60	PTFE	15	226
	180	192	192	10	5.5	41	AE 41	NBR	4	202
	180	192	192	10	5.5	108431	AE 47	TPU	2	206
	180	192	192	11	8.2	85525	AD 51	NBR	1	236
	180	192	192	16	10	134011	AE 41	NBR	4	202
	180	195	195	14	10	36615	AM 44	TPU	2	214
	180	195	195	14	10	16547	AM 43	NBR	1	208
	180	195	195	14	10.5	22024	AM 45	NBR	1	218
	180	195.4	195.4	9.5	7.5	160555	AE 42	TPU	2	198
	180	196	196		9.5	82592	AD 61	PTFE	15	230
	180	200	200	10	10	161061	AM 54	TPU	1	222
	180	200	200	18	10.2	90189	AE 42	TPU	2	198
	180	200	200	18	10.2	20978	AE 40	NBR	4	194
	180	205	205	17	12	123075	AM 44	TPU	2	214
	185	197	197	10	5.5	6404	AE 41	NBR	4	202
	185	197	197	12	7.2	122094	AE 40	NBR	4	194
	185	197	197	11	8.2	85526	AD 51	NBR	1	236
185	197	197.2	9.5	7.1	90179	AD 48	TPU	1	234	



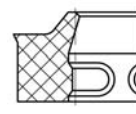
d	Dn	D	H	L	Item No.	Code	Mat.	max. Run. speed (m/s)	Page
188	196	196	7	4	6418	AE 41	NBR	4	202
190	198.8	198.8		6	174037	AD 60	PTFE	15	226
190	202	202	10	5.5	631	AE 41	NBR	4	202
190	202	202	11	8.2	85527	AD 51	NBR	1	236
190	206	206		9.5	174070	AD 61	PTFE	15	230
190	210	210	14	10	151423	AM 43	NBR	1	208
190	210	210	18	10.2	62235	AE 42	TPU	2	198
190	215	215	17	12	123076	AM 44	TPU	2	214
195	207	207	10	5.5	6439	AE 41	NBR	4	202
195	207	207	11	8.2	90111	AD 51	NBR	1	236
195	210	210	16	10.2	80617	AE 42	TPU	2	198
200	208.8	208.8		6	82916	AD 60	PTFE	15	226
200	212	212	10	5.5	42	AE 41	NBR	4	202
200	212	212	11	8.2	85528	AD 51	NBR	1	236
200	215	215	12	9	4318	AM 43	NBR	1	208
200	215	215.2	16	10.2	22917	AE 42	TPU	2	198
200	216	216	12	9	74322	AM 44	TPU	2	214
200	216	216		9.5	82594	AD 61	PTFE	15	230
200	220	220	18	10.2	90190	AE 42	TPU	2	198
200	220	220	18	10.2	20979	AE 40	NBR	4	194
200	220	220	16	12	25957	AM 44	TPU	2	214
200	220	220	16	12	16548	AM 43	NBR	1	208
200	225	225	17	12	123077	AM 44	TPU	2	214
205	213	213.6	7	5.3	69875	AE 42	TPU	2	198
205	220	220	13	9.5	90097	AD 51	NBR	1	236
210	218	218	7	4	173614	AE 41	NBR	4	202
210	218.8	218.8		6	82917	AD 60	PTFE	15	226
210	225	225	13	6.5	633	AE 41	NBR	4	202
210	225	225	13	9.5	90098	AD 51	NBR	1	236
210	225	225	16	10.2	5553	AE 40	NBR	4	194
210	225	225.2	16	10.2	173642	AE 42	TPU	2	198
210	226	226		9.5	174072	AD 61	PTFE	15	230
210	230	230	16	12	5332	AM 43	NBR	1	208
210	230	230		14.5	72673	AE 41	NBR	4	202
210	235	235	17	12	123078	AM 44	TPU	2	214
212	227.4	227.4	9.5	7.5	160556	AE 42	TPU	2	198
212	237	237	17	12	123079	AM 44	TPU	2	214
215	227	227.2	9.5	7.1	90180	AD 48	TPU	1	234
220	228.8	228.8		6	82918	AD 60	PTFE	15	226
220	235	235	13	6.5	43	AE 41	NBR	4	202
220	235	235	13	9.5	90099	AD 51	NBR	1	236
220	235	235	18	10.2	22919	AE 42	TPU	2	198
220	235	235	18	13	134010	AE 41	NBR	4	202
220	236	236		9.5	82596	AD 61	PTFE	15	230
220	240	240	18	10.2	42638	AE 40	NBR	4	194
220	240	240	16	12	16549	AM 43	NBR	1	208
220	240	240	16	12.5	22026	AM 45	NBR	1	218
220	245	245	17	12	123080	AM 44	TPU	2	214
224	249	249	17	12	123081	AM 44	TPU	2	214
225	240	240	13	9.5	90100	AD 51	NBR	1	236
225	250	250	17	12	123082	AM 44	TPU	2	214
230	238.8	238.8		6	174039	AD 60	PTFE	15	226
230	245	245	13	9.5	133728	AD 51	NBR	1	236
230	245	245.2	16	10.1	22920	AE 42	TPU	2	198
230	246	246		9.5	82597	AD 61	PTFE	15	230

Dichtomatik Quickfinder

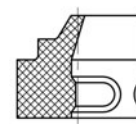
Wipers



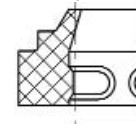
AE 40



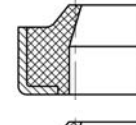
AE 42



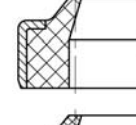
AE 41



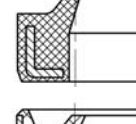
AE 47



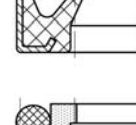
AM 43



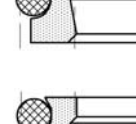
AM 44



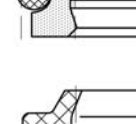
AM 45



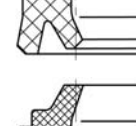
AM 54



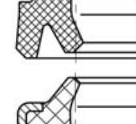
AD 60



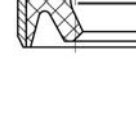
AD 61



AD 48



AD 51



ADM 55



Dichtomatik Quickfinder

Wipers

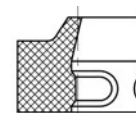
	d	Dn	D	H	L	Item No.	Code	Mat.	max. Run. speed (m/s)	Page
	240	248	248	7	5.3	173606	AE 40	NBR	4	194
	240	248	248	10	5.5	75902	AE 41	NBR	4	202
	240	248.8	248.8		6	82941	AD 60	PTFE	15	226
	240	255	255	13	6.5	680	AE 41	NBR	4	202
	240	255	255	13	9.5	90101	AD 51	NBR	1	236
	240	255	255.2	16	10.2	173643	AE 42	TPU	2	198
	240	256	256		9.5	82598	AD 61	PTFE	15	230
	240	260	260	14	10	74323	AM 44	TPU	2	214
	240	260	260	18	10.2	5685	AE 40	NBR	4	194
	240	260	260	16	12	5335	AM 43	NBR	1	208
	240	300		18	10.2	115579	AE 42	TPU	2	198
	250	258.8	258.8		6	174041	AD 60	PTFE	15	226
	250	265	265	13	6.5	719	AE 41	NBR	4	202
	250	265	265	13	9.5	90102	AD 51	NBR	1	236
	250	266	266		9.5	82599	AD 61	PTFE	15	230
	250	270	270	18	10.2	5688	AE 40	NBR	4	194
	250	270	270	17	12	78247	AM 44	TPU	2	214
	250	270	270	16	12	4463	AM 43	NBR	1	208
	250	275	275	17	12	123085	AM 44	TPU	2	214
	254	274	274	16	12	155757	AM 44	TPU	2	214
	260	272.2	272.2		8.4	82943	AD 60	PTFE	15	226
	260	275	275	13	9.5	90103	AD 51	NBR	1	236
	260	276	276		9.5	82600	AD 61	PTFE	15	230
	260	280	280	18	10.2	115573	AE 40	NBR	4	194
	260	280		18	10.2	90341	AE 42	TPU	2	198
	270	282.2	282.2		8.4	174043	AD 60	PTFE	15	226
	270	286	286		9.5	82601	AD 61	PTFE	15	230
	270	295	295	16	12	22824	AM 44	TPU	2	214
	275	290	282	13	9.5	90104	AD 51	NBR	1	236
	275	300	300	16	12	76147	AM 43	NBR	1	208
	280	292.2	292.2		8.4	174045	AD 60	PTFE	15	226
	280	295	295	13	9.5	75743	AD 51	NBR	1	236
	280	295	295	13	9.5	126143	AM 43	NBR	1	208
	280	296	296		10	82602	AD 61	PTFE	15	230
	280	300	300	18	10.2	173644	AE 42	TPU	2	198
	280	300	300	18	10.2	173600	AE 40	NBR	4	194
	280	300	300	16	12	36574	AM 44	TPU	2	214
	280	300	300	16	12	4510	AM 43	NBR	1	208
	290	302.2	302.2		8.4	82946	AD 60	PTFE	15	226
	290	305	305	13	9.5	90105	AD 51	NBR	1	236
	290	306	306		9.5	174074	AD 61	PTFE	15	230
	295	307	307		8	124870	AD 60	PTFE	15	226
	300	312.2	312.2		8.4	82947	AD 60	PTFE	15	226
	300	315	315	13	6.5	725	AE 41	NBR	4	202
	300	315	315	13	9.5	90106	AD 51	NBR	1	236
	300	316	316		9.5	82604	AD 61	PTFE	15	230
	300	320	320	18	10.2	73199	AE 40	NBR	4	194
	300	315		15	10.2	84952	AE 42	TPU	2	198
	310	322.2	322.2		8.4	83031	AD 60	PTFE	15	226
	310	326	326		9.5	82605	AD 61	PTFE	15	230
	320	332.2	332.2		8.4	83032	AD 60	PTFE	15	226
	320	335	335	13	9.5	90107	AD 51	NBR	1	236
	320	336	336		9.5	82606	AD 61	PTFE	15	230
	320	340	340	16	12	4546	AM 43	NBR	1	208
	330	345	345	13	6.5	121462	AE 41	NBR	4	202



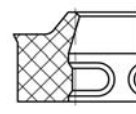
d	Dn	D	H	L	Item No.	Code	Mat.	max. Run. speed (m/s)	Page
340	360		15	7.2	28707	AE 42	TPU	2	198
350	365	365	13	9.5	90108	AD 51	NBR	1	236
350	366	366		9.5	83874	AD 61	PTFE	15	230
350	366	366		10	83874	AD 61	PTFE	15	230
350	370	370	16	12	121413	AM 43	NBR	1	208
360	375	375	13	9.5	90109	AD 51	NBR	1	236
360	376	376		9.5	83875	AD 61	PTFE	15	230
360	380	380	16	10.2	173608	AE 40	NBR	4	194
370	385	385	13	9.5	90110	AD 51	NBR	1	236
400	412.2	412.2		8.4	83925	AD 60	PTFE	15	226
400	415	415	13	9.5	173657	AD 51	NBR	1	236
400	420	420	16	12	5340	AM 43	NBR	1	208
400	424	424		14	83877	AD 61	PTFE	15	230
420	432	432		8	124869	AD 60	PTFE	15	226
420	435	435	13	6.5	130326	AE 41	NBR	4	202
440	456	456		11	83926	AD 60	PTFE	15	226
440	464	464		14	83878	AD 61	PTFE	15	230
450	474	474		14	160139	AD 61	PTFE	15	230
468	492	492		14	157054	AD 61	PTFE	15	230
470	494	494		14	164553	AD 61	PTFE	15	230
480	496	496		11	83929	AD 60	PTFE	15	226
490	514	514		14	156808	AD 61	PTFE	15	230
500	516	516		11	150967	AD 60	PTFE	15	226
550	574	574		14	83882	AD 61	PTFE	15	230
560	584	584		14	83883	AD 61	PTFE	15	230
570	594	594		14	152872	AD 61	PTFE	15	230
580	596	596		10	125792	AD 61	PTFE	15	230
600	624	624		14	162384	AD 61	PTFE	15	230
615	631	631		11	126954	AD 60	PTFE	15	226
620	636	636		11	150968	AD 60	PTFE	15	226
680	700	700		14	83931	AD 60	PTFE	15	226
800	827	827		16	83886	AD 61	PTFE	15	230

Dichtomatik Quickfinder

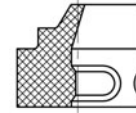
Wipers



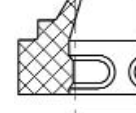
AE 40



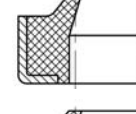
AE 42



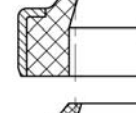
AE 41



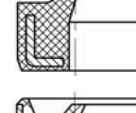
AE 47



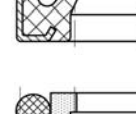
AM 43



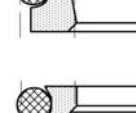
AM 44



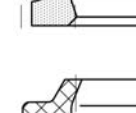
AM 45



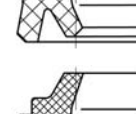
AM 54



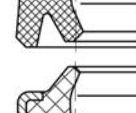
AD 60



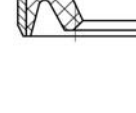
AD 61



AD 48



AD 51



ADM 55



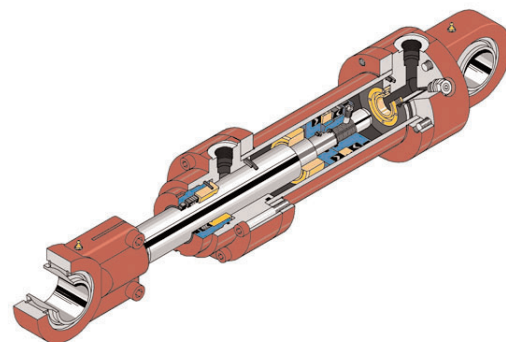
General information

Cylinder action:

Single-acting ascending double-acting
 descending

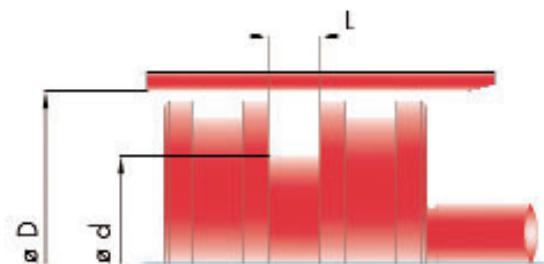
Application area

Temperature: Min: Max: [°C]
 Operating pressure: Min: Max: [MPa]
 (Slide) speed max: [m/s]
 Working stroke max: [mm]
 Stroke speed: Strokes per minute
 Hydraulic medium:
 Type description cylinder:



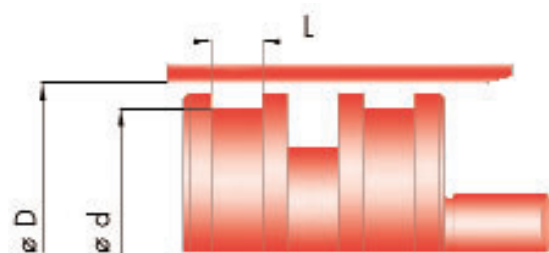
Piston seal

Ø Cylinder liner: D: [mm]
 Ø for piston seal (groove base): d: [mm]
 Groove height for piston seal: L: [mm]
 Previously used seal:
 Description:



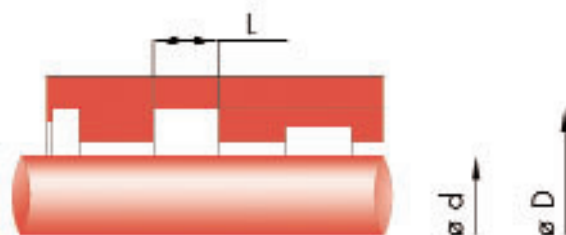
Piston guiding

Ø Cylinder liner: D: [mm]
 Ø Piston guide (groove base): d: [mm]
 Groove height for piston guide: L: [mm]
 Previously used guide element:
 Description:



Rod seal

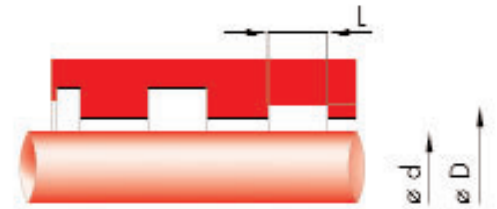
Ø Rod diameter: d: [mm]
 Ø for rod seal (groove base): D: [mm]
 Groove height for rod seal: L: [mm]
 Previously used seal:
 Description:





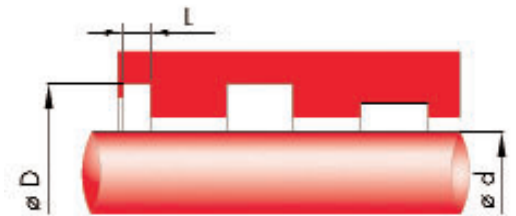
Rod guiding

Ø Rod diameter: d: [mm]
 Ø Rod guide (groove base): D: [mm]
 Groove height for rod guide: L: [mm]
 Previously used guide element:
 Description:



Wipers

Outer metal bonded fit yes no
 Ø Rod: d: [mm]
 Ø for wiper (groove base): D: [mm]
 Groove height for wiper: L: [mm]
 Previously used wiper:
 Description:



Remarks

**Germany**

DICTOMATIK GMBH

Albert-Schweitzer-Ring 1
D-22045 Hamburg
P.O.Box 70 04 80
D-22004 Hamburg
Phone +49/40/66 98 90
Fax +49/40/66 98 91 01
mail@dichtomatik.de
www.dichtomatik.de

The Netherlands

DICTOMATIK B.V.

Benjamin Franklinstraat 6
NL-8013 NC Zwolle
Postbus 40 102
NL-8004 DC Zwolle
Phone 038/460 16 06
Fax 038/467 19 00
mail@dichtomatik.nl
www.dichtomatik.nl

Great Britain

DICTOMATIK LIMITED

Donington House
Riverside Road
Pride Park
GB-Derby DE24 8HX
Phone 01332/52 44 00
Fax 01332/52 44 04
mail@dichtomatik.co.uk
www.dichtomatik.co.uk

Austria

DICTOMATIK HANDELSGES. MBH

Rautenweg 17
A-1220 Wien
Phone 01/259 35 41
Fax 01/259 35 41 31
mail@dichtomatik.co.at
www.dichtomatik.co.at

Sweden

DICTOMATIK AB

Hjalmar Brantings Väg 25
S-26143 Landskrona
Box 142
S-26122 Landskrona
Phone 0418/44 98 00
Fax 0418/44 98 20
mail@dichtomatik.se
www.dichtomatik.se

Italy

DICTOMATIK S.R.L.

Via Delle Fabbriche 6
I-16158 Genova-Voltri
Phone 010/612 75
Fax 010/613 38 61
mail@dichtomatik.it
www.dichtomatik.it

France

DICTOMATIK S.A.S.

Espace Entreprises
Mâcon Loché TGV
F-71000 Loché
Phone 03/85 27 02 80
Fax 03/85 35 69 37
mail@dichtomatik.fr
www.dichtomatik.fr

Hungary

DICTOMATIK KFT.

Vegyész utca 17-25
H-1116 Budapest
Phone 01/802 64 00
Fax 01/802 64 10
mail@dichtomatik.hu
www.dichtomatik.hu

USA

DICTOMATIK North America

47690 East Anchor Court
Plymouth
Michigan 48170
Phone 734/354 55 55
Fax 734/254 09 34
sales@dichtomatik.us
www.dichtomatik.us

Canada

DICTOMATIK North America

950 Denison Steet Unit 21
Markham
Ontario L3R3K5
Phone 905/470 22 66
Fax 905/470 20 55
sales@dichtomatik.ca
www.dichtomatik.ca

BrazilDivision Dichtomatik Brazil
Freudenberg-Nok

Componentes Brazil Ltda.
Av. Piraporinha, 411
BR-Diadema 09950-902 SP
Phone 11/33 63 80 80
Fax 11/33 63 80 81
vzg@fngp.com

Mexico

International Seal De Mexico

S.A. De Cv.
Av. De Las Misiones No. 5
Fracc. Ind. Bernardo Quintana
MEX-El Marques., Queretaro 76246
Phone 442/221 63 03
Fax 442/221 63 27
efenton@dichtomatikmex.com
www.dichtomatikmex.com

The technical details of this catalogue are based on experience and standard tests repeated in quality assurance and are to be seen as general and non-binding approximate values which may well vary up or down. We therefore recommend that you consult our technical department for concrete cases in which limits may be reached.

The catalogue details may be altered without notice. Upon the publication of a new catalogue, previous editions cease to be valid.

Reproduction in any form requires the express consent of Dichtomatik GmbH.

Any seal. Any time.

